



MARKET DAILY

<https://www.pflpetroleum.com>
 1865 Veterans Park Dr. Suite 303
 Naples, Florida 34109
 Phone: 239-390-2885
 Fax: 239-949-0611
 Apr 7, 2026 4:18 PM

Major Energy Futures		
	Settle	Change
Brent	109.27	-0.50
Gas Oil	1527.75	38.5
Natural Gas	2.87	0.034
RBOB	330.52	-5.49
ULSD	447.74	2.26
WTI	112.95	0.54

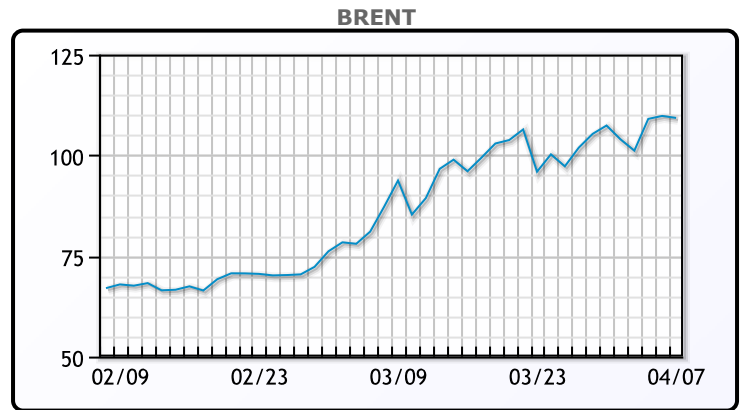
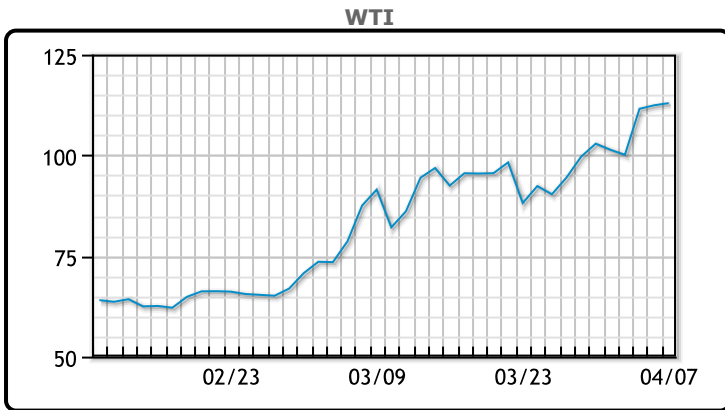
Market Commentary

U.S. WTI crude futures settled 54 cents higher at \$112.95 per barrel after earlier climbing above \$117, while Brent crude edged down 50 cents to \$109.27. Price action continues to be driven by disruptions linked to the Strait of Hormuz, which remains largely closed..

Geopolitical risks remain elevated, with continued escalation in infrastructure attacks across the region. The situation has heightened concerns about prolonged supply disruptions, contributing to sharp swings in energy markets and reinforcing inflationary pressures globally.

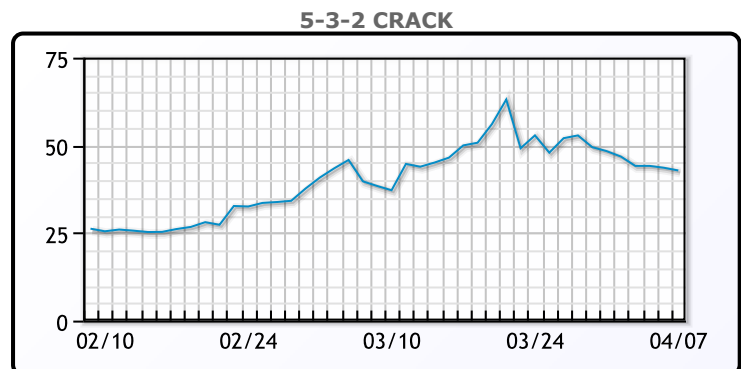
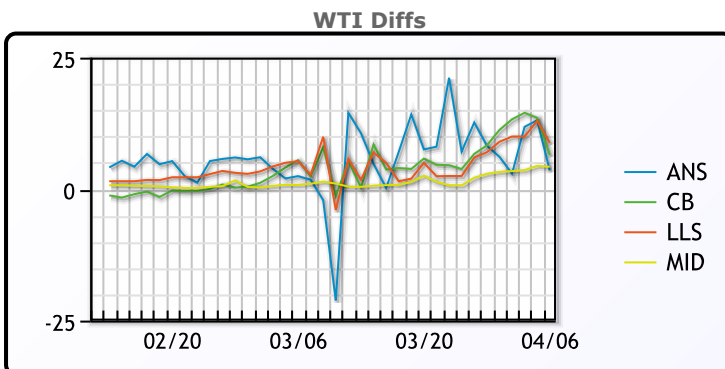
The broader macro impact is becoming more pronounced, as rising energy prices complicate the outlook for growth and monetary policy. Inflation concerns tied to higher oil prices have led markets to reassess the likelihood of Federal Reserve rate cuts this year, with expectations shifting toward a more cautious policy stance.

Crude & Product Markets



CRUDE	Last	Week Ago	Month Ago
ANS	115.95	111.96	88.8
BLS	73.2	73.14	68.65
LLS	296.69	290.61	256.25
Mid	116.66	103.73	92.32
WTI	112.41	100.12	90.9

PRODUCTS	Last	Week Ago	Month Ago
GC Gas 87	214.12	211.515	194.13
Gulf ULSD	-0.1	-0.1025	-0.1
NYH RBOB	3.2432	3.0264	2.5266
NYH ULSD	4.4834	4.1118	3.6274
USGC 3%	99.76	92	75.86



3-2-1 Crack



Gulf 3-2-1 Crack



NGLs

MB

	Last	Week Ago	Month Ago
Butane	98.9	110.1	108.2
IsoButane	101.9	113.1	108.3
Natural Gasoline	221.8	228	176
Propane	76.5	87.2	77.9

CONWAY

	Last	Week Ago	Month Ago
Butane	96.5	110	96.8
IsoButane	105	119	107
Natural Gasoline	217	217	165
Propane	67.8	79.8	70.9

MB NON

	Last	Week Ago	Month Ago
Butane	101.9	113.1	108.2
IsoButane	100.9	113.6	109.8
Natural Gasoline	221.7	228	176
Propane	72.5	82.7	74.1

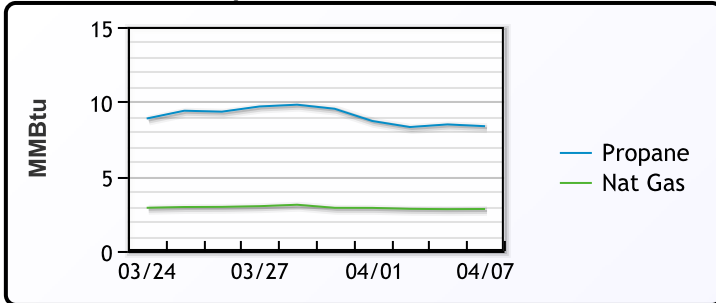
EDMONTON

	Last	Week Ago	Month Ago
Propane	44.8	56.8	47.9

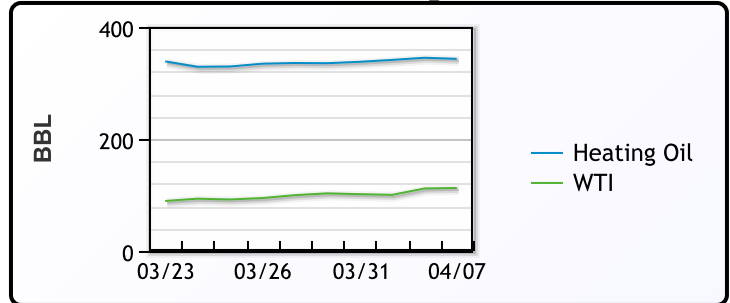
SARNIA

	Last	Week Ago	Month Ago
Propane	109.5	117.3	127.3

Propane MT.B Tet vs Nat Gas



WTI vs Heating Oil



FX

	Last	Change
CAD	1.3889	-0.0022
DXY	99.625	-0.356
Gold	4707.06	57.21

RATES

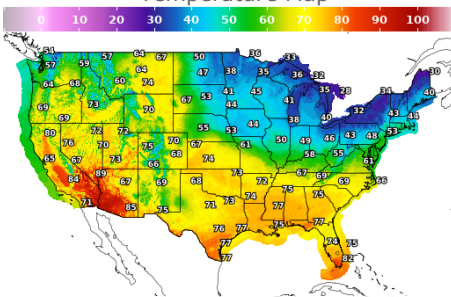
	Last	Change
US 2yr	3.8022	-0.0456
US 10yr	4.301	-0.0297
CAN 10yr	3.481	0.015

EQUITIES

	Last	Change
Nasdaq	22017.85	21.51
TSX	1931.84	4.157
S&P 500	6616.85	5.02

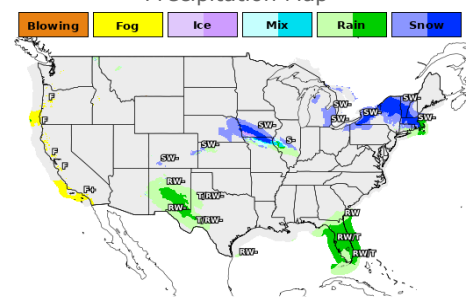
Weather Data

Temperature Map



City	HIGH °F	LOW °F
Calgary	42	27
Conway	36	23
Cushing	72	45
Denver	67	35
Houston	75	51
Mont Belvieu	75	51
Sarnia	36	24
Williston	65	27

Precipitation Map



This report has been prepared by PFL Petroleum Limited personnel for your information only and the views expressed are intended to provide market commentary and are not recommendations. This report is not an offer to sell or a solicitation of any offer to buy any security. The information contained herein has been compiled by PFL from sources believed to be reliable, but no representation or warranty, express or implied, is made by PFL Petroleum Limited, its affiliates or any other person as to its accuracy, completeness or correctness. Copyright 2017 PFL Petroleum Limited. All Rights Reserved