



MARKET DAILY

<https://www.pflpetroleum.com>
 1865 Veterans Park Dr. Suite 303
 Naples, Florida 34109
 Phone: 239-390-2885
 Fax: 239-949-0611
 Mar 24, 2026 3:18 PM

Major Energy Futures		
	Settle	Change
Brent	104.49	4.55
Gas Oil	1295.5	-60.75
Natural Gas	2.943	-0.204
RBOB	314.8	-31.13
ULSD	429.09	-55.24
WTI	92.35	4.22

Market Commentary

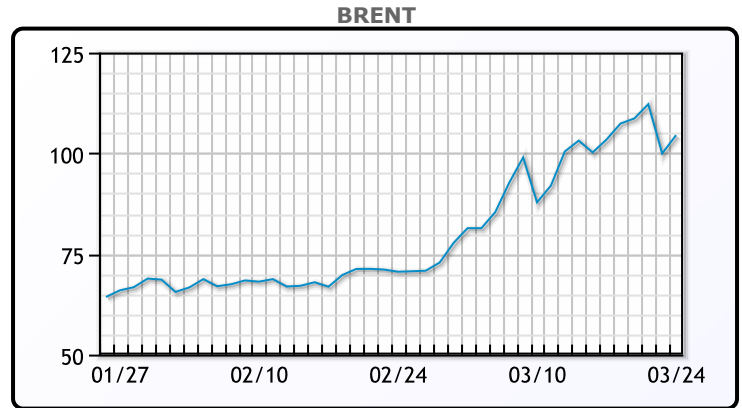
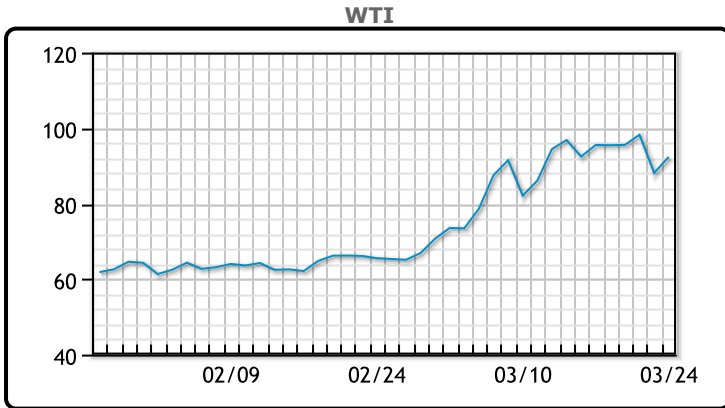
Oil prices rebounded on Tuesday as the largest global crude supply disruption remained in place and Iran denied engaging in negotiations with the United States, contradicting statements suggesting a potential near-term resolution to the conflict. Brent crude settled at \$104.49 per barrel, up \$4.55 or 4.55%, while U.S. West Texas Intermediate (WTI) crude settled at \$92.35 per barrel, rising \$4.22 or 4.79%.

Market participants remain focused on the persistence of disruptions and the increasing likelihood that short-term shipping outages could evolve into longer-term supply deficits. Energy market expectations have shifted accordingly, with forecasts moving away from surplus conditions toward potential shortages.

Geopolitical signals remain mixed. While diplomatic efforts continue to be discussed, including potential third-party mediation, Iran has denied any active negotiations and appears to be maintaining a firm stance. The divergence between official statements has contributed to heightened uncertainty and volatility in crude markets.

Ongoing attacks on regional energy infrastructure have further reinforced supply concerns, with reported damage to gas facilities and pipeline systems within Iran.

Crude & Product Markets

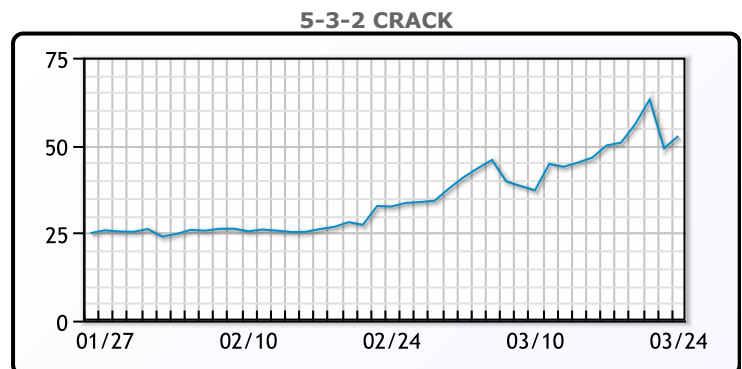
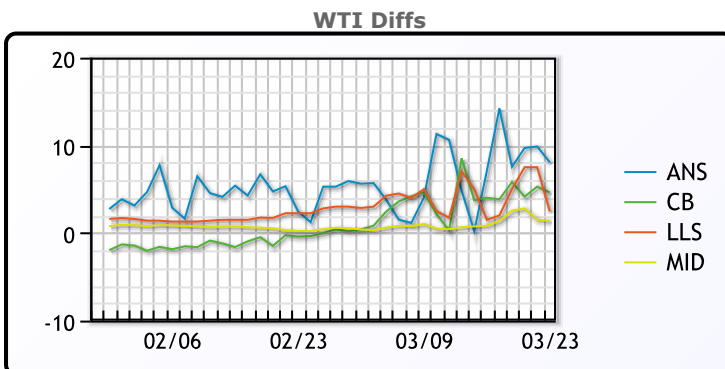


CRUDE

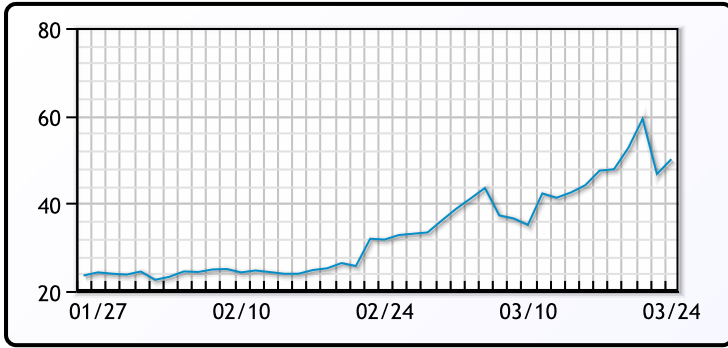
	Last	Week Ago	Month Ago
ANS	97.28	103.87	71.59
BLS	73.2	73.14	68.65
LLS	286.49	284.29	220.98
Mid	90.6	98.87	66.75
WTI	89.22	96.32	66.31

PRODUCTS

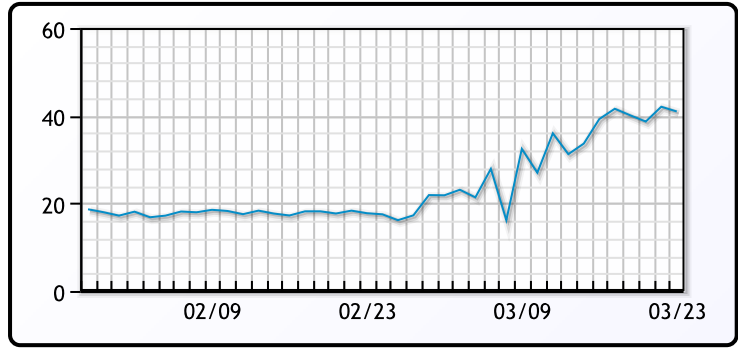
	Last	Week Ago	Month Ago
GC Gas 87	214.12	211.515	194.13
Gulf ULSD	-0.1125	-0.1063	-0.0755
NYH RBOB	2.7324	2.856	1.9402
NYH ULSD	4.126	4.1228	2.6392
USGC 3%	99.6	102.44	54.13



3-2-1 Crack



Gulf 3-2-1 Crack



NGLs

MB

	Last	Week Ago	Month Ago
Butane	108.3	105.8	79.1
IsoButane	111.3	108.8	79.1
Natural Gasoline	205	207.5	134
Propane	81.2	77.1	63.9

CONWAY

	Last	Week Ago	Month Ago
Butane	107	103	79.6
IsoButane	125	115	102
Natural Gasoline	190	189	130.5
Propane	73.5	69.4	59.8

MB NON

	Last	Week Ago	Month Ago
Butane	111.2	108.7	79.1
IsoButane	110.8	108.3	80.3
Natural Gasoline	205	207.5	134
Propane	77.7	73.6	60.1

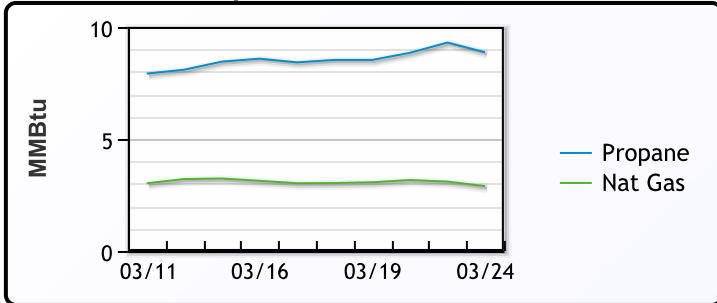
EDMONTON

	Last	Week Ago	Month Ago
Propane	50.5	46.4	36.8

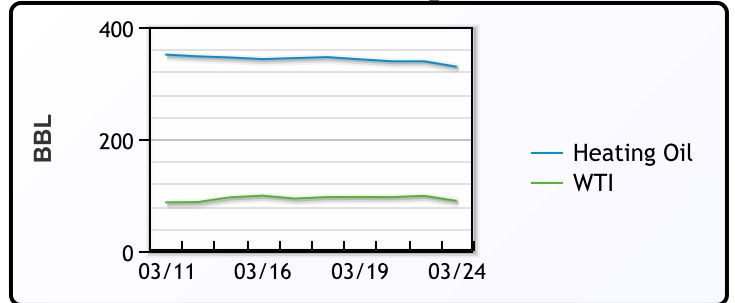
SARNIA

	Last	Week Ago	Month Ago
Propane	117	119.5	117.6

Propane MT.B Tet vs Nat Gas



WTI vs Heating Oil



FX

	Last	Change
CAD	1.3766	0.0039
DXY	99.366	0.416
Gold	4408.05	0.87

RATES

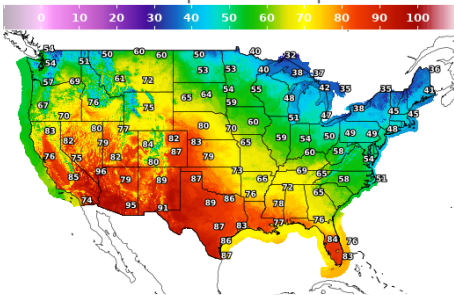
	Last	Change
US 2yr	3.9228	0.0709
US 10yr	4.3817	0.0397
CAN 10yr	3.576	0.032

EQUITIES

	Last	Change
Nasdaq	21840.37	-106.39
TSX	1866.8	4.18
S&P 500	6578.01	-2.99

Weather Data

Temperature Map



City	HIGH °F	LOW °F
Calgary	34	27
Conway	38	27
Cushing	74	53
Denver	77	50
Houston	82	66
Mont Belvieu	80	65
Sarnia	41	26
Williston	61	32

Precipitation Map

