



# MARKET DAILY

<https://www.pflpetroleum.com>  
 1865 Veterans Park Dr. Suite 303  
 Naples, Florida 34109  
 Phone: 239-390-2885  
 Fax: 239-949-0611  
 Jun 9, 2025 6:52 PM

## Major Energy Futures

	Settle	Change
Brent	67.04	0.57
Gas Oil	644.5	5.25
Natural Gas	3.635	-0.149
RBOB	209.52	1.84
ULSD	214.64	2.11
WTI	65.29	0.71

## Market Commentary

Oil prices climbed to multi-week highs on Monday, supported by a weaker U.S. dollar and optimism surrounding U.S.-China trade talks in London. Brent crude settled up 57 cents at \$67.04 a barrel, reaching its highest level since April 28, while U.S. West Texas Intermediate (WTI) rose 71 cents to \$65.29, its highest since early April.

The dollar index dropped 0.3%, making oil more affordable for holders of other currencies and bolstering demand. This follows a strong week for crude, with Brent up 4% and WTI gaining 6.2% on hopes that easing trade tensions could lift the global economy and energy consumption.

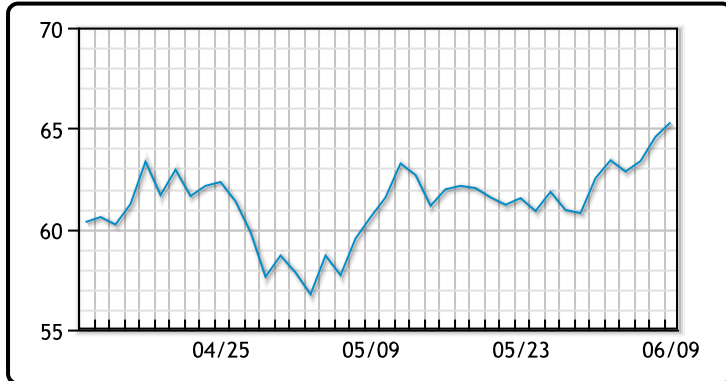
President Trump and President Xi held a phone call last Thursday ahead of Monday's London meetings between U.S. and Chinese officials. Investors are betting that a trade resolution could reverse some of the damage to global demand caused by tariffs and uncertainty.

Despite weak Chinese economic data—exports slowed and crude imports fell in May—analysts say trade optimism is overriding bearish signals for now. WTI was pushing technical resistance levels before the release of the disappointing Chinese data.

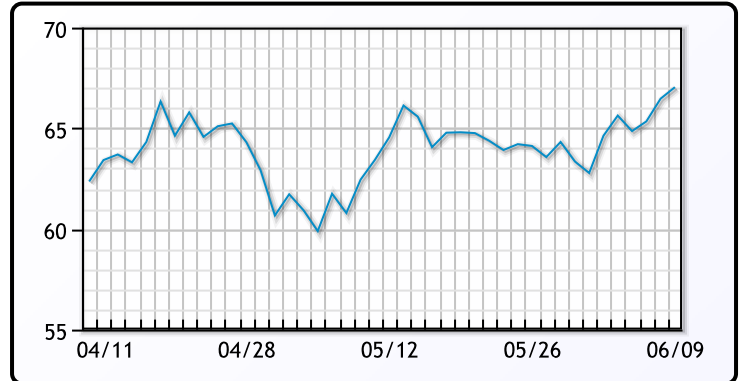
Meanwhile, OPEC's output in May rose by 150,000 barrels per day, less than the group's planned increase. Saudi Arabia led the gain, while Iraq reduced production to make up for past overproduction. Still, the market remains focused on trade developments rather than short-term supply shifts.

## Crude & Product Markets

WTI



BRENT



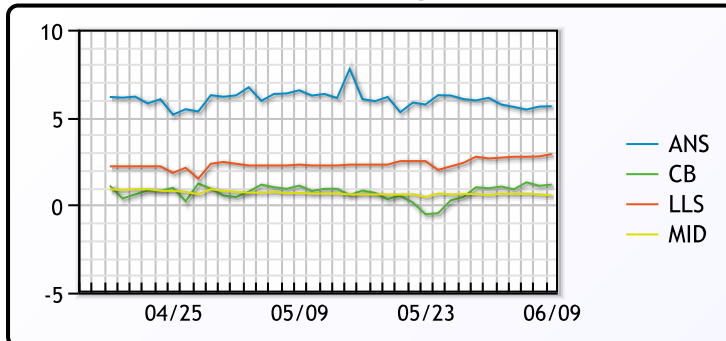
CRUDE

	Last	Week Ago	Month Ago
ANS	70.92	68.44	67.35
BLS	73.2	73.14	68.65
LLS	209.55	207.88	207.73
Mid	65.84	63.47	61.67
WTI	65.29	62.85	61.02

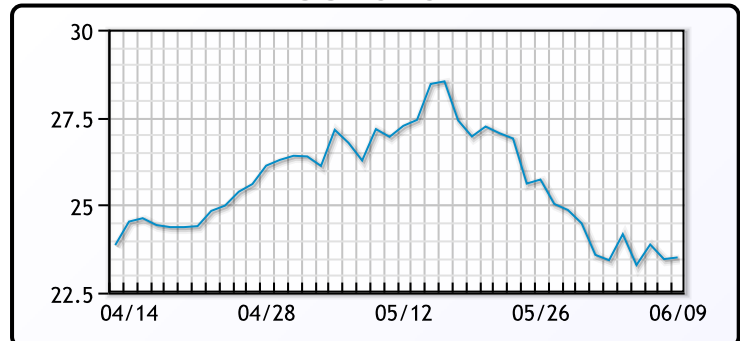
PRODUCTS

	Last	Week Ago	Month Ago
GC Gas 87	214.12	211.515	194.13
Gulf ULSD	-0.1675	-0.1692	-0.1421
NYH RBOB	2.1127	2.0565	2.1249
NYH ULSD	2.16005	2.0826	2.0739
USGC 3%	61.33	61.41	58.42

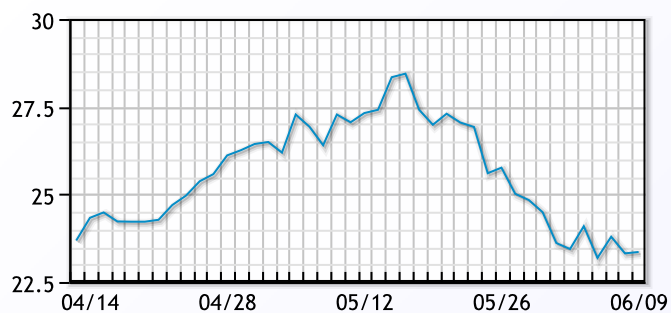
WTI Diffs



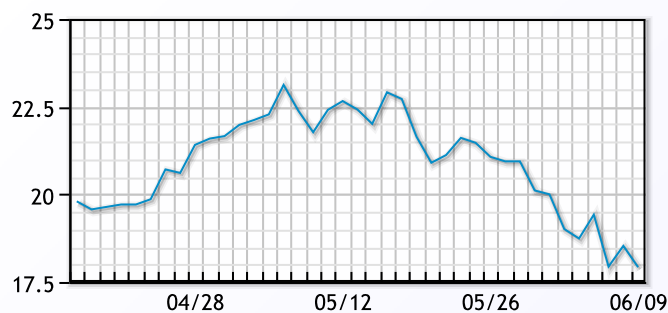
5-3-2 CRACK



3-2-1 Crack



Gulf 3-2-1 Crack



## NGLs

## MB

	Last	Week Ago	Month Ago
Butane	84	82.375	83.25
IsoButane	98	95	86
Natural Gasoline	128.9	126.3	131.8
Propane	74.625	73.75	73

## MB NON

	Last	Week Ago	Month Ago
Butane	86	84.375	85.25
IsoButane	98	95	86
Natural Gasoline	128.75	126	133.25
Propane	74.7	73.2	71

## CONWAY

	Last	Week Ago	Month Ago
Butane	80.5	78.5	78.5
IsoButane	99	102	90
Natural Gasoline	132.25	127	132.5
Propane	72	72.125	70.5

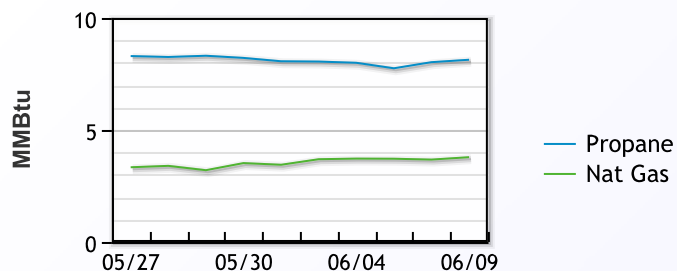
## EDMONTON

	Last	Week Ago	Month Ago
Propane	48.6	48.3	56.8

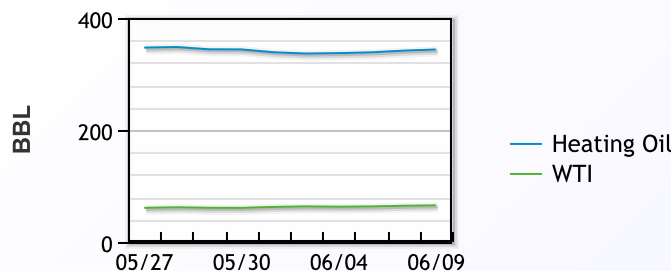
## SARNIA

	Last	Week Ago	Month Ago
Propane	83.5	71.5	84

Propane MT.B Tet vs Nat Gas



WTI vs Heating Oil



## FX

	Last	Change
CAD	1.3701	0.0001
DXY	98.939	-0.251
Gold	3324.05	-2.14

## RATES

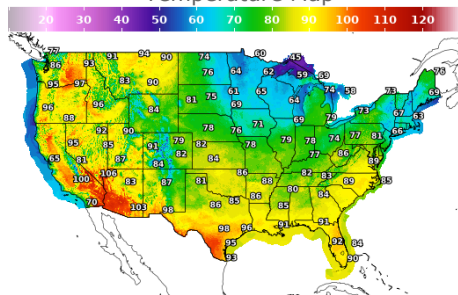
	Last	Change
US 2yr	4.0034	-0.0331
US 10yr	4.4738	-0.0318
CAN 10yr	3.354	0.014

## EQUITIES

	Last	Change
Nasdaq	19591.24	61.29
TSX	1573.344	-5.402
S&P 500	6005.88	5.52

## Weather Data

Temperature Map



City	HIGH °F	LOW °F
Calgary	80	57
Conway	60	50
Cushing	86	63
Denver	80	52
Houston	92	73
Mont Belvieu	91	73
Sarnia	74	61
Williston	82	46

Precipitation Map

