



MARKET DAILY

<https://www.pflpetroleum.com>
 1865 Veterans Park Dr. Suite 303
 Naples, Florida 34109
 Phone: 239-390-2885
 Fax: 239-949-0611
 Mar 7, 2025 3:05 PM

Major Energy Futures		
	Settle	Change
Brent	70.56	1.10
Gas Oil	671.5	9.5
Natural Gas	4.399	-0.148
RBOB	210.87	-3.58
ULSD	221.6	-1.7
WTI	67.42	1.06

Market Commentary

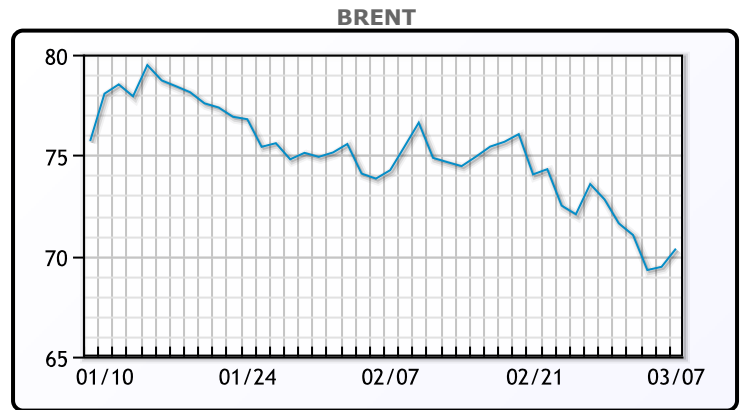
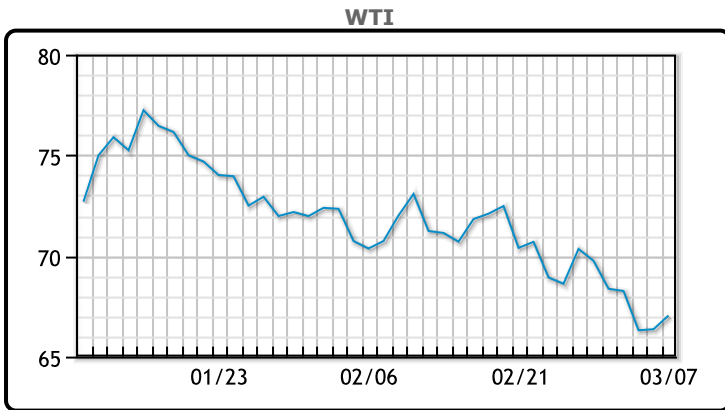
Oil prices rose on Friday but retreated from session highs after U.S. President Donald Trump threatened sanctions on Russia over its continued military actions in Ukraine. Brent crude settled up \$1.10 (1.58%) at \$70.56, while WTI gained \$1.06 (1.6%) to close at \$67.42. Both benchmarks had hit intraday highs of \$71.40 and \$68.22, respectively, before paring gains.

For the week, Brent fell 3.8%, marking its biggest weekly decline since November, while WTI dropped 3.6%, its worst since January. Prices had earlier been pressured by OPEC+'s decision to increase output in April by 138,000 barrels per day, alongside a larger-than-expected U.S. crude inventory build.

Russia's Deputy Prime Minister Alexander Novak suggested OPEC+ may reconsider production policy after April, contributing to price volatility. Meanwhile, U.S. Treasury Secretary Scott Bessent signaled a renewed effort to curb Iranian oil exports, with reports indicating a plan to inspect Iranian tankers at sea.

On the trade front, Trump suspended 25% tariffs on most Canadian and Mexican goods until April 2, though steel and aluminum tariffs will still take effect on March 12. The uncertainty surrounding U.S. trade policy and concerns over an oversupplied market continue to weigh on oil prices.

Crude & Product Markets

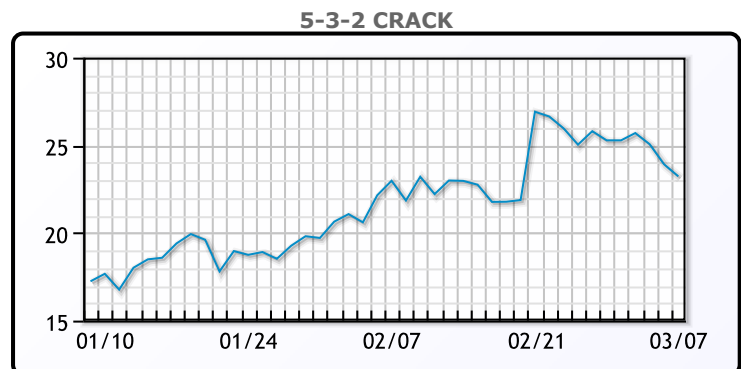
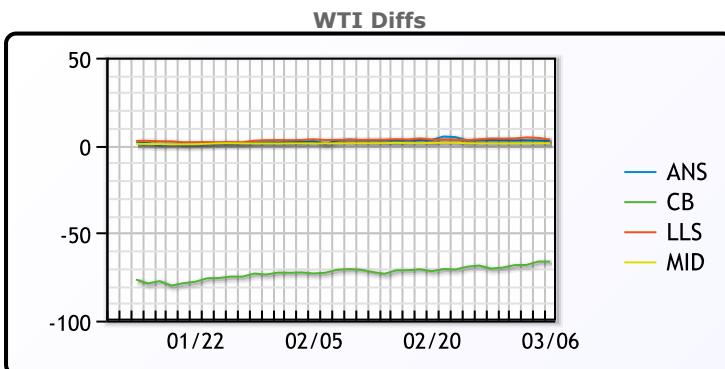


CRUDE

	Last	Week Ago	Month Ago
ANS	69	72.78	73.96
BLS	73.2	73.14	68.65
LLS	69.61	73.51	73.71
Mid	67.51	70.81	71.71
WTI	66.36	69.76	70.61

PRODUCTS

	Last	Week Ago	Month Ago
Gulf RBOB	1.9262	1.9169	1.9997
Gulf ULSD	2.1628	2.2775	2.338
NYH RBOB	1.8447	2.2079	2.1549
NYH ULSD	2.2388	2.30765	2.393
USGC 3%	64.48	69.44	68.81



3-2-1 Crack



Gulf 3-2-1 Crack



NGLs

MB

	Last	Week Ago	Month Ago
Butane	81	96	89.4
IsoButane	93.3	105.8	108
Natural Gasoline	141.6	154.3	152.3
Propane	85	98.8	91.3

CONWAY

	Last	Week Ago	Month Ago
Butane	85	97.3	104
IsoButane	93	108	115
Natural Gasoline	139.5	150.6	150.8
Propane	80.5	91	89.8

MB NON

	Last	Week Ago	Month Ago
Butane	91	102	109.4
IsoButane	93.3	105.8	108
Natural Gasoline	141.6	154.3	152.3
Propane	85.5	95.8	91.8

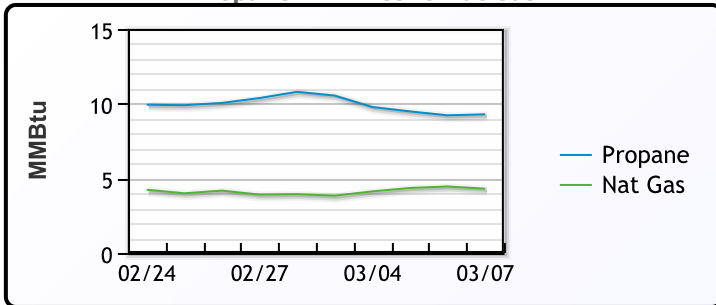
EDMONTON

	Last	Week Ago	Month Ago
Propane	57.5	70	65.8

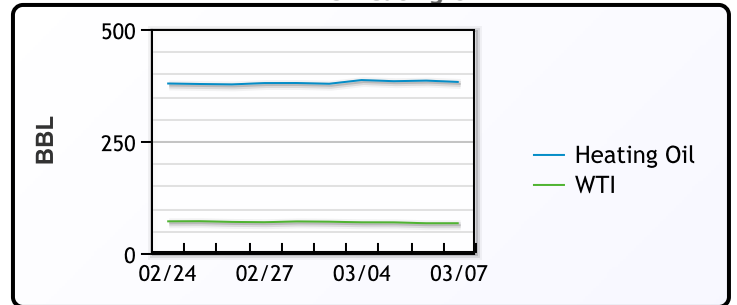
SARNIA

	Last	Week Ago	Month Ago
Propane	120	127.5	119

Propane MT.B Tet vs Nat Gas



WTI vs Heating Oil



FX

	Last	Change
CAD	1.4362	0.0066
DXY	103.84	-0.222
Gold	2906.45	-5.35

RATES

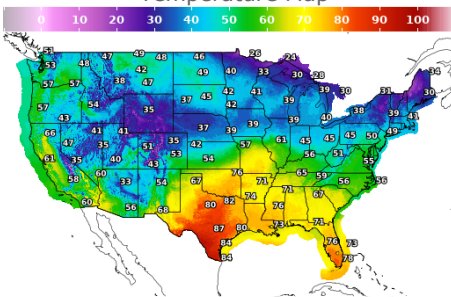
	Last	Change
US 2yr	3.9956	0.0366
US 10yr	4.3165	0.0381
CAN 10yr	3.046	-0.022

EQUITIES

	Last	Change
Nasdaq	18216.26	147
TSX	1491.44	9.798
S&P 500	5765.86	27.34

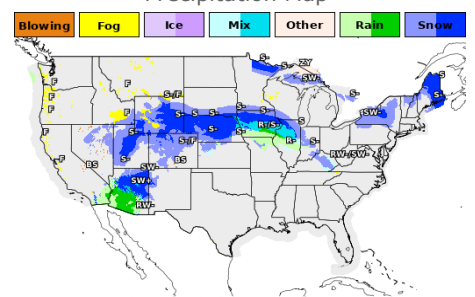
Weather Data

Temperature Map



City	HIGH °F	LOW °F
Calgary	47	29
Conway	27	13
Cushing	67	42
Denver	40	30
Houston	78	59
Mont Belvieu	75	57
Sarnia	39	28
Williston	46	25

Precipitation Map



This report has been prepared by PFL Petroleum Limited personnel for your information only and the views expressed are intended to provide market commentary and are not recommendations. This report is not an offer to sell or a solicitation of any offer to buy any security. The information contained herein has been compiled by PFL from sources believed to be reliable, but no representation or warranty, express or implied, is made by PFL Petroleum Limited, its affiliates or any other person as to its accuracy, completeness or correctness. Copyright 2017 PFL Petroleum Limited. All Rights Reserved