



# MARKET DAILY

<https://www.pflpetroleum.com>  
 1865 Veterans Park Dr. Suite 303  
 Naples, Florida 34109  
 Phone: 239-390-2885  
 Fax: 239-949-0611  
 Mar 10, 2025 5:02 PM

Major Energy Futures		
	Settle	Change
Brent	69.28	-1.08
Gas Oil	662.5	7.5
Natural Gas	4.491	0.097
RBOB	209.25	0.75
ULSD	217.99	-0.78
WTI	66.03	1.01

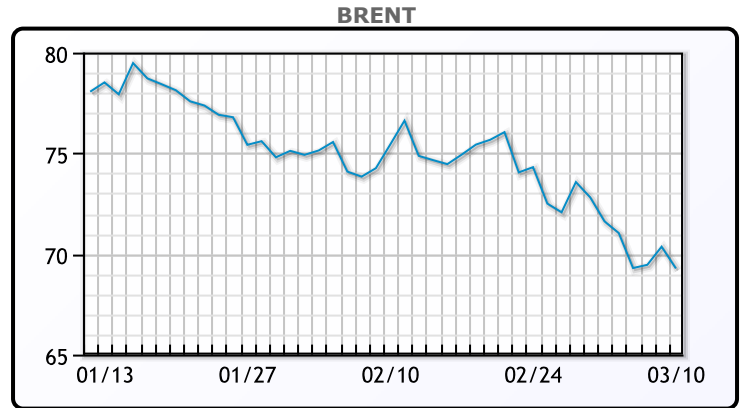
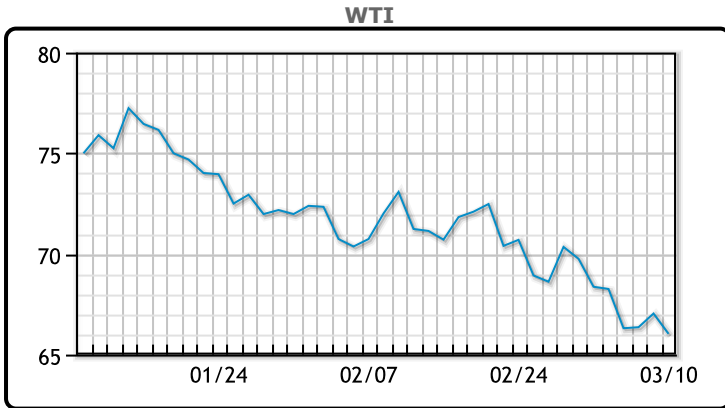
### Market Commentary

Oil prices fell 1% on Monday as concerns grew that U.S. tariffs on Canada, Mexico, and China could slow global economic growth and weaken energy demand, while OPEC+ prepares to increase supply. Brent crude settled down \$1.08 (1.5%) at \$69.28, and WTI dropped \$1.01 (1.5%) to \$66.03. WTI posted its seventh consecutive weekly decline, the longest streak since November 2023, while Brent recorded its third straight weekly loss. Markets remain volatile as U.S. President Donald Trump's shifting trade policies continue to impact sentiment. Over the weekend, Commerce Secretary Howard Lutnick reaffirmed that Trump would maintain tariff pressure on key trading partners, fueling concerns of an economic downturn. Equities also slid, with the S&P 500 down 2% and the Nasdaq falling over 3%.

On the supply side, Russia's Deputy Prime Minister Alexander Novak stated that OPEC+ will begin increasing production in April but may reconsider if market conditions worsen. Additionally, the U.S. is intensifying efforts to curb Iranian oil exports, though Iran's Supreme Leader Ayatollah Ali Khamenei insisted Tehran will not yield to pressure.

Potential sanctions on Russia and Iran could provide short-term price support, but broader economic uncertainties are likely to limit any sustained oil rally, according to PVM analyst Tamas Varga. Oil rebounded from six-month lows on Friday after Trump threatened further sanctions on Russia over Ukraine, while reports suggest the U.S. is exploring ways to ease Russian energy sanctions if Moscow agrees to end the war.

## Crude & Product Markets

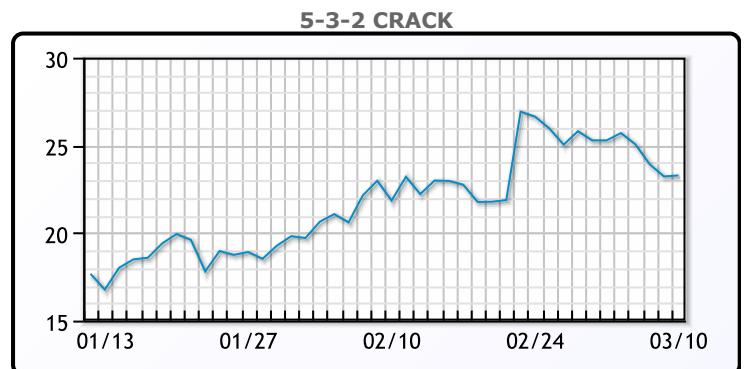
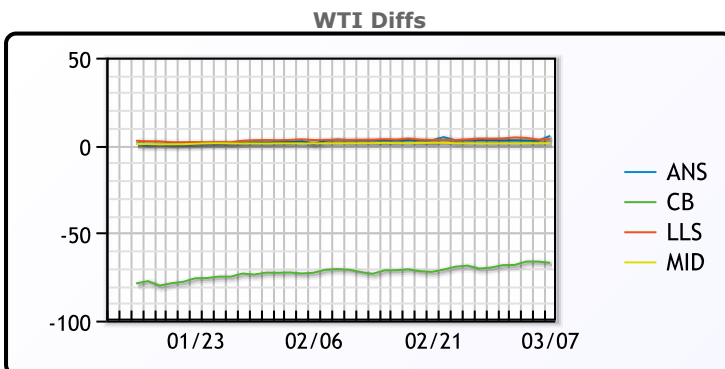


### CRUDE

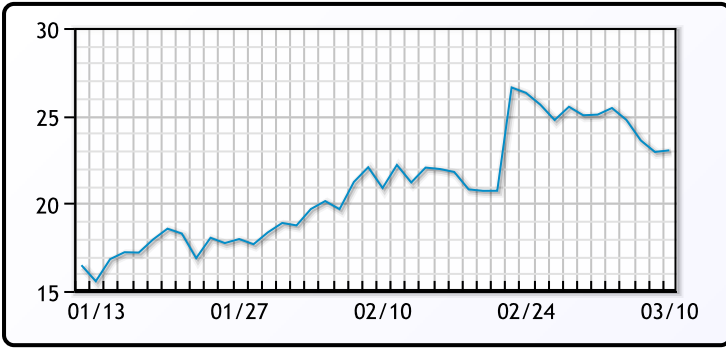
	Last	Week Ago	Month Ago
ANS	72.4	72.78	73.93
BLS	73.2	73.14	68.65
LLS	70.56	73.51	74.11
Mid	68.24	70.81	72.15
WTI	67.04	69.76	71

### PRODUCTS

	Last	Week Ago	Month Ago
Gulf RBOB	1.9325	1.9695	2.0217
Gulf ULSD	2.1124	2.1783	2.3839
NYH RBOB	1.83125	1.8805	2.17815
NYH ULSD	2.2053	2.2608	2.4959
USGC 3%	64.8	69.44	68.74



**3-2-1 Crack**



**Gulf 3-2-1 Crack**



**NGLs**

**MB**

	Last	Week Ago	Month Ago
Butane	81.3	85.3	95
IsoButane	92.5	102.3	110
Natural Gasoline	142	146.5	155
Propane	83	89.5	94

**CONWAY**

	Last	Week Ago	Month Ago
Butane	87	90	107.5
IsoButane	92	107	115
Natural Gasoline	139	146.4	152.5
Propane	79.3	83.5	92.5

**MB NON**

	Last	Week Ago	Month Ago
Butane	92.3	95.3	110
IsoButane	92.5	102.3	110
Natural Gasoline	142	146.5	155
Propane	84	89.8	94

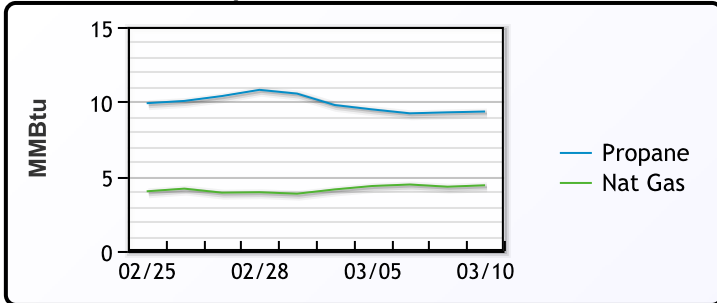
**EDMONTON**

	Last	Week Ago	Month Ago
Propane	56.3	64	67.5

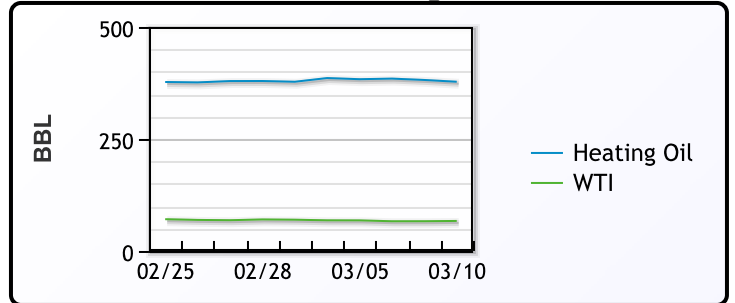
**SARNIA**

	Last	Week Ago	Month Ago
Propane	115	130	127

**Propane MT.B Tet vs Nat Gas**



**WTI vs Heating Oil**



**FX**

	Last	Change
CAD	1.4437	-0.0003
DXY	103.923	0.085
Gold	2888.63	-0.08

**RATES**

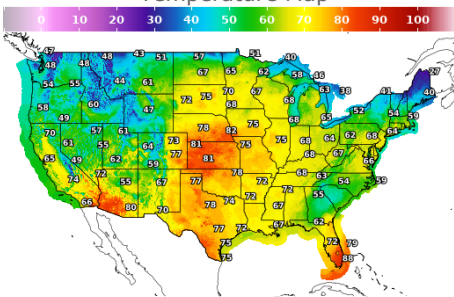
	Last	Change
US 2yr	3.8833	-0.1164
US 10yr	4.2131	-0.088
CAN 10yr	2.982	-0.051

**EQUITIES**

	Last	Change
Nasdaq	17468.32	-727.9
TSX	1471.87	-20.15
S&P 500	5614.56	-155.64

**Weather Data**

**Temperature Map**



City	HIGH °F	LOW °F
Calgary	36	25
Conway	38	13
Cushing	76	44
Denver	70	43
Houston	72	50
Mont Belvieu	73	45
Sarnia	61	36
Williston	47	22

**Precipitation Map**

