



# MARKET DAILY

<https://www.pflpetroleum.com>  
 1865 Veterans Park Dr. Suite 303  
 Naples, Florida 34109  
 Phone: 239-390-2885  
 Fax: 239-949-0611  
 Jan 9, 2025 3:57 PM

Major Energy Futures		
	Settle	Change
Brent	76.92	0.76
Gas Oil	709	-8.75
Natural Gas	3.701	0.202
RBOB	202.83	-1.64
ULSD	237.82	-1.56
WTI	73.92	0.60

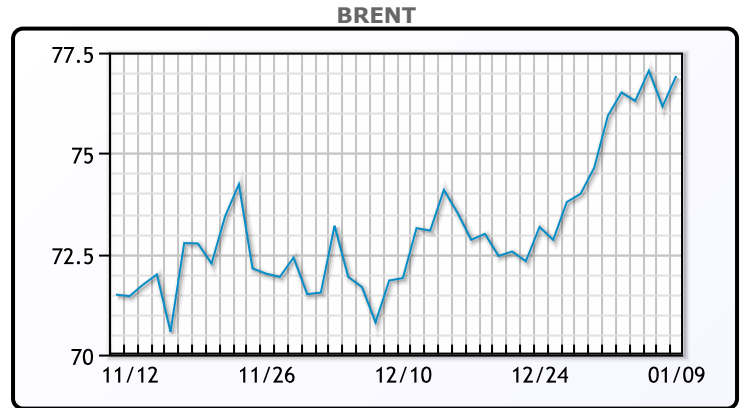
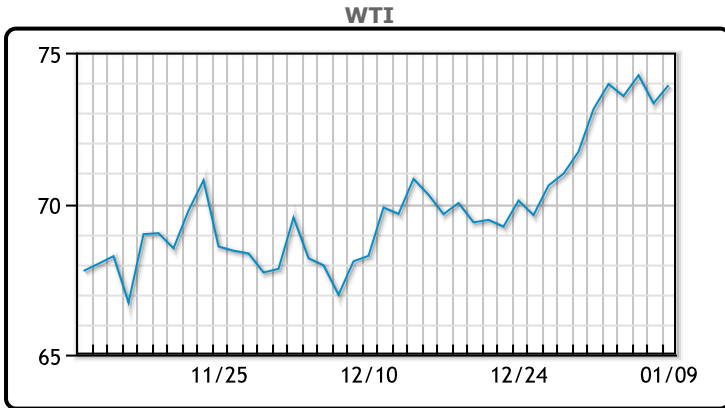
### Market Commentary

Oil prices climbed over 1% on Thursday, with Brent settling at \$76.92 (+\$0.76, +1%), and WTI at \$73.92 (+\$0.60, +0.82%), driven by heightened winter fuel demand amid cold weather in the U.S. and Europe. Analysts noted that for every degree Fahrenheit below the 10-year average, heating oil and propane consumption increases by 113,000 barrels per day.

Tightening supply concerns were reflected in Brent's futures market, where near-term contracts traded at a premium to longer-term ones. Ultra-low sulfur diesel prices also rose to their highest level since October due to increased heating needs.

Freezing temperatures and the possibility of new U.S. sanctions targeting Russia's oil industry added upward pressure to prices. WTI is expected to fluctuate between \$67.55 and \$77.95 as markets anticipate clarity on President-elect Donald Trump's policies and China's economic stimulus efforts.

## Crude & Product Markets

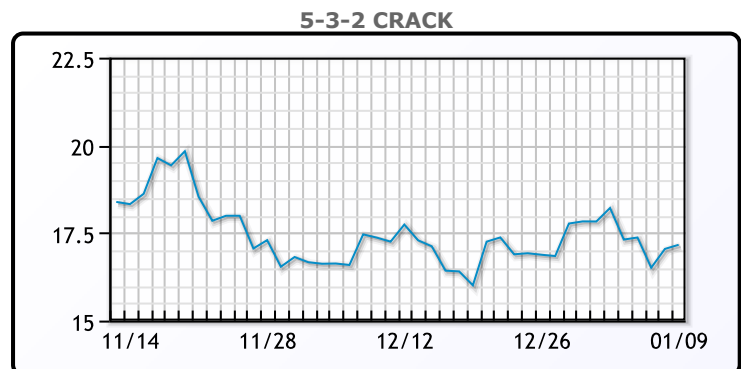
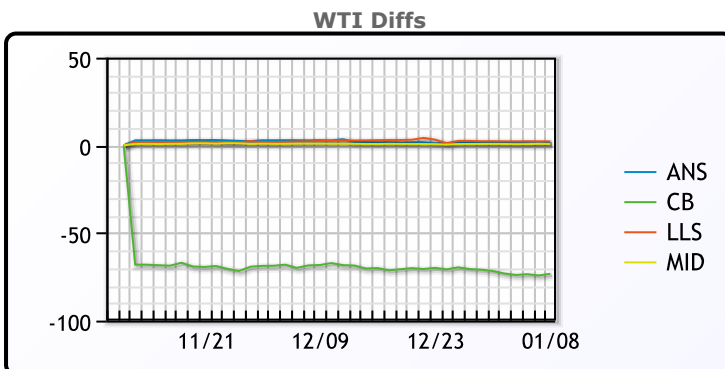


### CRUDE

	Last	Week Ago	Month Ago
ANS	74.64	75.27	69.97
BLS	73.2	73.14	68.65
LLS	75.57	76.2	69.9
Mid	74.08	74.63	68.1
WTI	73.32	73.96	67.2

### PRODUCTS

	Last	Week Ago	Month Ago
Gulf RBOB	1.9452	1.9937	1.8112
Gulf ULSD	2.2682	2.2763	2.0401
NYH RBOB	2.14375	2.19475	2.08385
NYH ULSD	2.3357	2.3103	2.1001
USGC 3%	58.74	59.09	53.58



3-2-1 Crack



Gulf 3-2-1 Crack



NGLs

MB

	Last	Week Ago	Month Ago
Butane	114.5	121	109.25
IsoButane	114	120	111
Natural Gasoline	155	154.5	145
Propane	86	85	77.25

CONWAY

	Last	Week Ago	Month Ago
Butane	132.5	135.5	117
IsoButane	125	123	120
Natural Gasoline	152	153	148
Propane	85.25	82.875	73.5

MB NON

	Last	Week Ago	Month Ago
Butane	114.5	121	109.25
IsoButane	114	120	111
Natural Gasoline	155.25	156.25	148
Propane	86.1	81.3	75.6

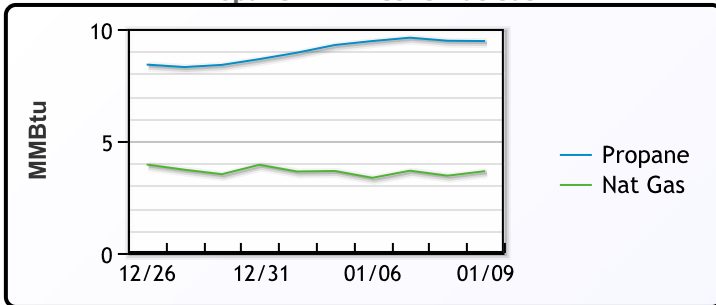
EDMONTON

	Last	Week Ago	Month Ago
Propane	69.3	58	60.9

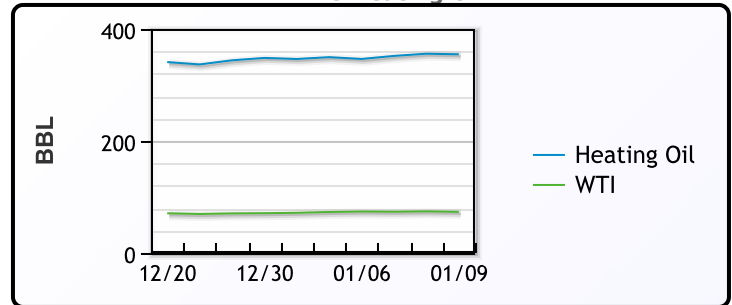
SARNIA

	Last	Week Ago	Month Ago
Propane	106.5	93	94.5

Propane MT.B Tet vs Nat Gas



WTI vs Heating Oil



FX

	Last	Change
CAD	1.4389	0.0013
DXY	109.148	0.058
Gold	2669.55	7.61

RATES

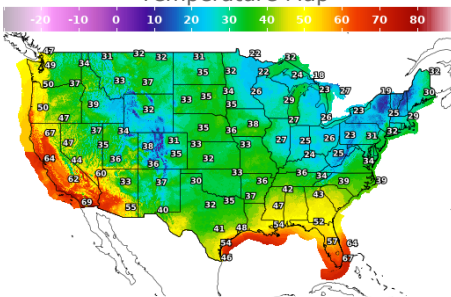
	Last	Change
US 2yr	4.264	-0.0188
US 10yr	4.6893	0.0001
CAN 10yr	3.344	0.005

EQUITIES

	Last	Change
Nasdaq	19478.88	-10.8
TSX	1505.18	1.826
S&P 500	5918.25	9.22

Weather Data

Temperature Map



City	HIGH °F	LOW °F
Calgary	35	13
Conway	32	12
Cushing	33	27
Denver	31	22
Houston	43	39
Mont Belvieu	41	38
Sarnia	23	10
Williston	31	11

Precipitation Map

