



MARKET DAILY

<https://www.pflpetroleum.com>
 1865 Veterans Park Dr. Suite 303
 Naples, Florida 34109
 Phone: 239-390-2885
 Fax: 239-949-0611
 Jan 3, 2025 3:53 PM

Major Energy Futures		
	Settle	Change
Brent	76.62	0.69
Gas Oil	703	15
Natural Gas	3.354	0.027
RBOB	205.37	4.27
ULSD	234.78	3.76
WTI	74.24	1.11

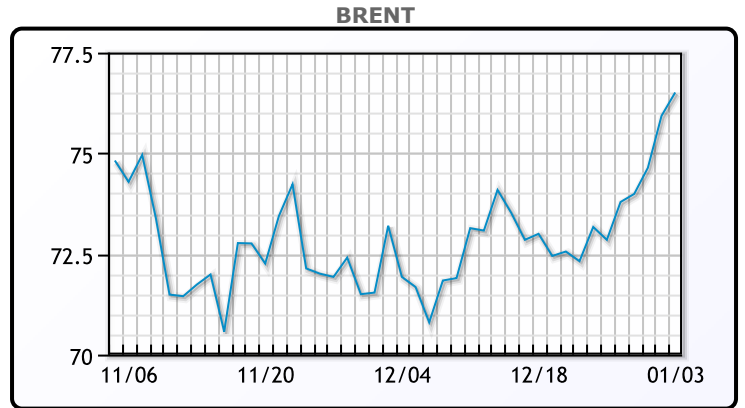
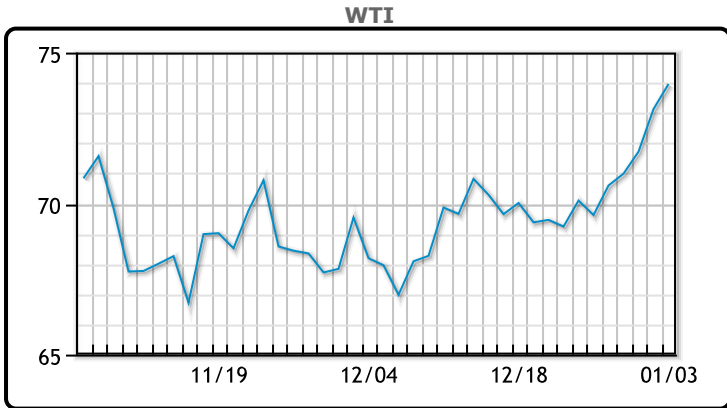
Market Commentary

Oil prices rose on Friday, continuing their upward momentum and heading for notable weekly gains. Brent crude climbed \$0.69 (+0.9%) to \$76.62 per barrel by mid-day trading, while U.S. West Texas Intermediate (WTI) increased \$1.11 (+1.5%) to \$74.24. For the week, Brent was set to gain 3.3%, with WTI poised for a 5% increase.

Prices were supported by colder weather across Europe and the U.S., which boosted demand for heating oil, and by optimism surrounding China's economic measures. China announced wage increases for government workers and additional funding through ultra-long treasury bonds to stimulate business investment and consumer spending, strengthening demand expectations in the world's largest oil importer.

U.S. crude stockpiles fell by 1.2 million barrels last week, while gasoline and distillate inventories increased due to higher refinery output, though fuel demand hit a two-year low. Meanwhile, the dollar's strength, driven by expectations of sustained U.S. economic outperformance and higher interest rates, limited further price increases by raising borrowing costs and reducing oil demand.

Crude & Product Markets

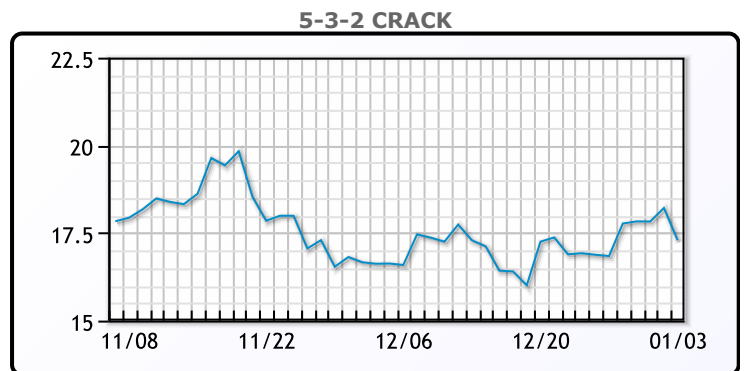
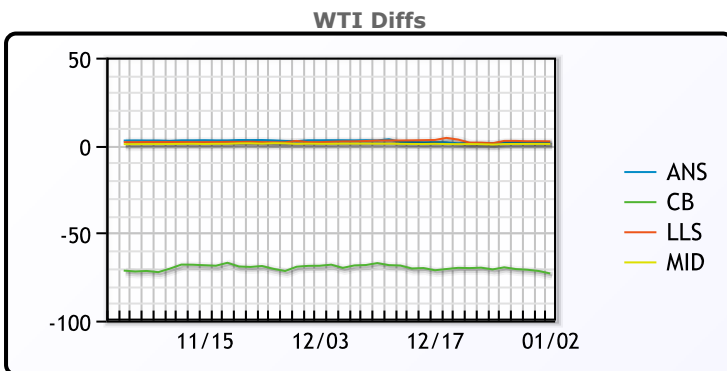


CRUDE

	Last	Week Ago	Month Ago
ANS	74.84	72.39	71
BLS	73.2	73.14	68.65
LLS	75.38	73.1	70.1
Mid	73.88	71.35	68.94
WTI	73.13	70.6	68.1

PRODUCTS

	Last	Week Ago	Month Ago
Gulf RBOB	1.9944	1.9136	1.8297
Gulf ULSD	2.2825	2.1709	2.1027
NYH RBOB	2.19545	2.1055	2.10735
NYH ULSD	2.3165	2.2073	2.1652
USGC 3%	58.42	56.37	54.44



3-2-1 Crack



Gulf 3-2-1 Crack



NGLs

MB

	Last	Week Ago	Month Ago
Butane	119.5	115.25	109.25
IsoButane	119	114	111
Natural Gasoline	156.5	148.5	145.5
Propane	86.625	76.875	81.125

CONWAY

	Last	Week Ago	Month Ago
Butane	132	133	116
IsoButane	126	125	116
Natural Gasoline	154	148	148.5
Propane	84.25	73.375	76.25

MB NON

	Last	Week Ago	Month Ago
Butane	119.5	115.25	109.25
IsoButane	119	114	111
Natural Gasoline	157	149.75	148.25
Propane	84.8	75.8	79.5

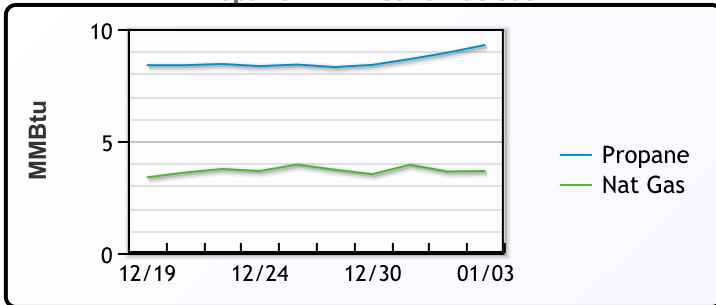
EDMONTON

	Last	Week Ago	Month Ago
Propane	63.8	52.5	60

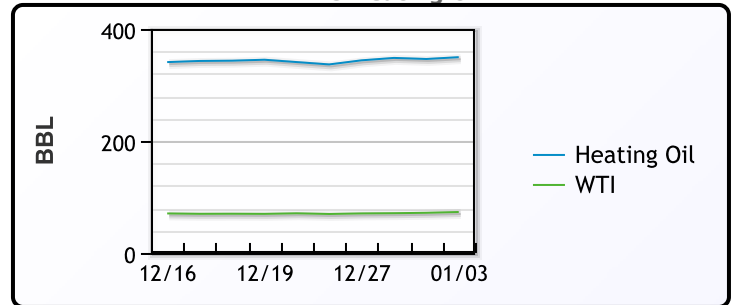
SARNIA

	Last	Week Ago	Month Ago
Propane	103	93	96.8

Propane MT.B Tet vs Nat Gas



WTI vs Heating Oil



FX

	Last	Change
CAD	1.4447	0.0044
DXY	108.953	-0.441
Gold	2638.06	-19.84

RATES

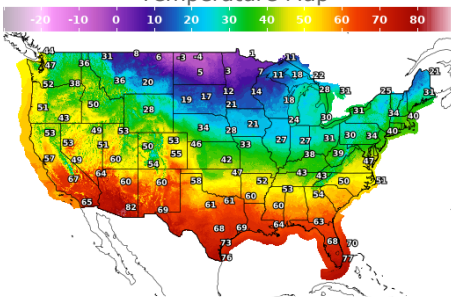
	Last	Change
US 2yr	4.2745	0.035
US 10yr	4.5975	0.0385
CAN 10yr	3.236	0.015

EQUITIES

	Last	Change
Nasdaq	19621.68	340.89
TSX	1501.24	10.051
S&P 500	5939.14	70.59

Weather Data

Temperature Map



City	HIGH °F	LOW °F
Calgary	6	-6
Conway	-3	-13
Cushing	43	30
Denver	47	34
Houston	71	59
Mont Belvieu	70	57
Sarnia	27	22
Williston	0	-13

Precipitation Map

