



# MARKET DAILY

<https://www.pflpetroleum.com>  
 1865 Veterans Park Dr. Suite 303  
 Naples, Florida 34109  
 Phone: 239-390-2885  
 Fax: 239-949-0611  
 Jan 27, 2025 4:09 PM

Major Energy Futures		
	Settle	Change
Brent	77.08	-1.42
Gas Oil	704.25	5.5
Natural Gas	3.697	0.082
RBOB	202.82	-1.66
ULSD	246	4.47
WTI	73.17	-1.49

## Market Commentary

Oil prices dropped about 2% to a two-week low on Monday, driven by news of Chinese startup DeepSeek's energy-efficient AI model, raising concerns over energy demand for data centers. Brent crude fell \$1.42 (1.8%) to \$77.08 per barrel, and U.S. West Texas Intermediate (WTI) dropped \$1.49 (2.0%) to \$73.17, marking their lowest closes since Jan. 9 and Jan. 2, respectively.

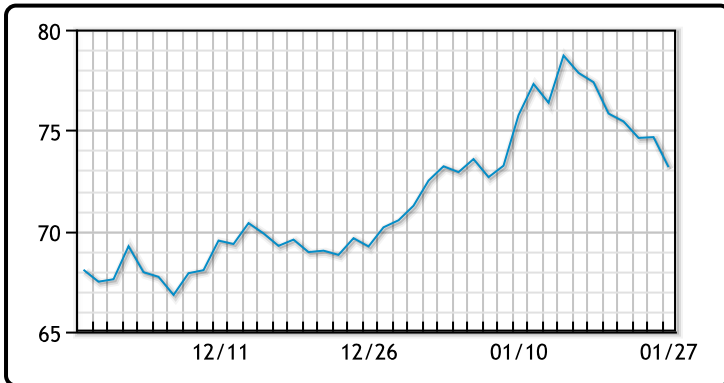
DeepSeek's AI Assistant overtaking ChatGPT as the top-rated app in the U.S. App Store heightened investor skepticism about long-term energy demand forecasts, as the model's efficiency challenges projections that AI will drive significant electricity consumption through 2030-2035. Adding to the bearish sentiment, weak manufacturing data from China, the world's second-largest economy, underscored the need for more policy support to stabilize growth.

President Trump's continued push for OPEC to lower oil prices and his threats of new tariffs further pressured crude. Trump emphasized that reduced oil prices could weaken Russia's finances and help end the war in Ukraine, but OPEC+ delegates have maintained plans to increase output starting in April. Concerns about trade disruptions from potential tariffs on China, Canada, and Mexico have weighed heavily on market sentiment.

Additionally, over the weekend, the U.S. reversed plans to impose sanctions and tariffs on Colombia after reaching an agreement on deported migrants. Colombia, which sends about 41% of its seaborne crude exports to the U.S., will continue its oil shipments, contributing to Monday's price declines. Combined with weaker-than-expected demand indicators, these factors signal a challenging outlook for oil markets.

## Crude & Product Markets

WTI



BRENT



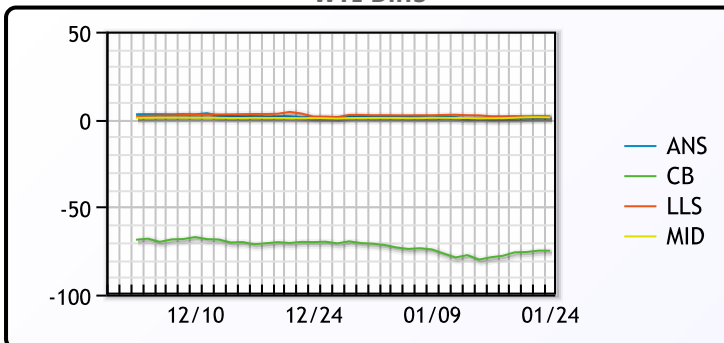
CRUDE

	Last	Week Ago	Month Ago
ANS	76.14	78.45	71.96
BLS	73.2	73.14	68.65
LLS	76.66	79.58	72
Mid	76.04	78.54	71.24
WTI	74.96	77.88	70.8

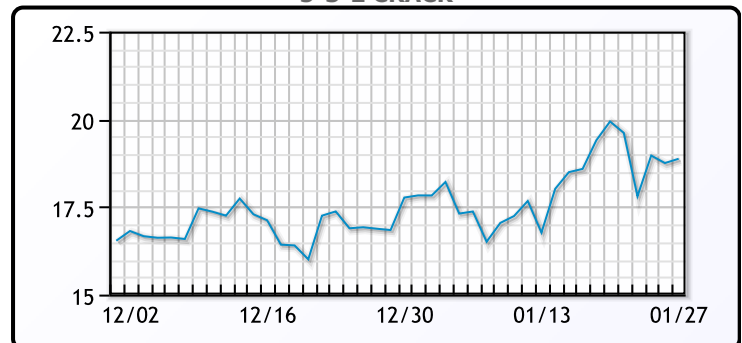
PRODUCTS

	Last	Week Ago	Month Ago
Gulf RBOB	1.994	2.0472	1.9191
Gulf ULSD	2.3805	2.541	2.1487
NYH RBOB	2.20669	2.25575	2.10745
NYH ULSD	2.5362	2.62475	2.184
USGC 3%	71.18	73.22	70.63

WTI Diffs



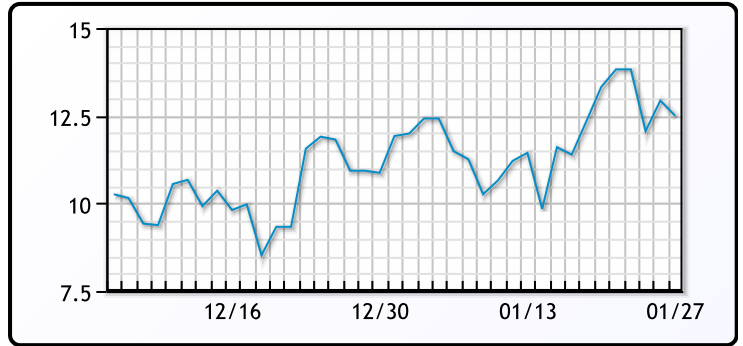
5-3-2 CRACK



**3-2-1 Crack**



**Gulf 3-2-1 Crack**



**NGLs**

**MB**

	Last	Week Ago	Month Ago
Butane	109	120.5	115.25
IsoButane	112.75	117.5	114
Natural Gasoline	156	159.9	149.8
Propane	87.625	96.625	76.875

**CONWAY**

	Last	Week Ago	Month Ago
Butane	115.75	125	133
IsoButane	129.5	132	125
Natural Gasoline	150.5	155.5	148
Propane	88	97	73.375

**MB NON**

	Last	Week Ago	Month Ago
Butane	113.75	120.5	115.25
IsoButane	112.75	117.5	114
Natural Gasoline	153.25	159.75	149.75
Propane	92.5	98.5	76.4

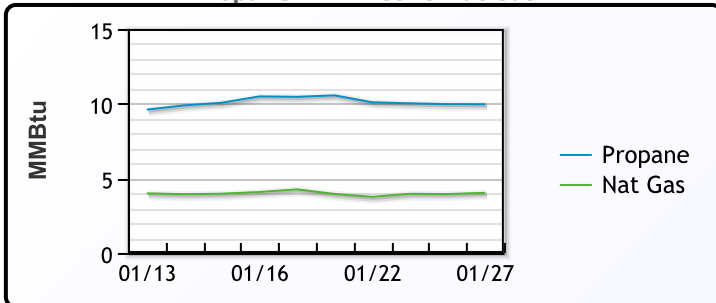
**EDMONTON**

	Last	Week Ago	Month Ago
Propane	71	77.5	52

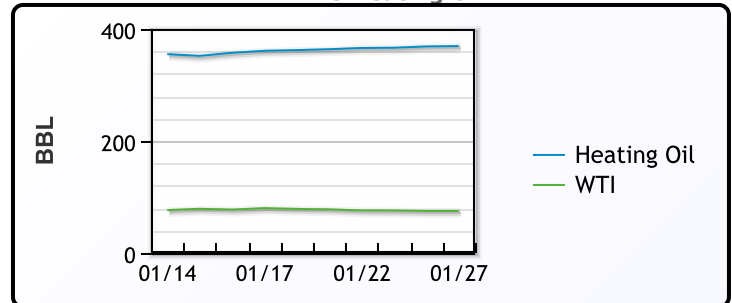
**SARNIA**

	Last	Week Ago	Month Ago
Propane	121.3	123.5	93

**Propane MT.B Tet vs Nat Gas**



**WTI vs Heating Oil**



**FX**

	Last	Change
CAD	1.4369	0.0028
DXY	107.372	-0.071
Gold	2743.31	-27.27

**RATES**

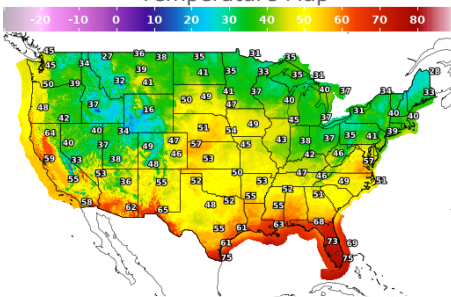
	Last	Change
US 2yr	4.1908	-0.0747
US 10yr	4.5262	-0.0952
CAN 10yr	3.198	-0.08

**EQUITIES**

	Last	Change
Nasdaq	19341.83	-612.47
TSX	1525	-3.896
S&P 500	6012.3	-88.94

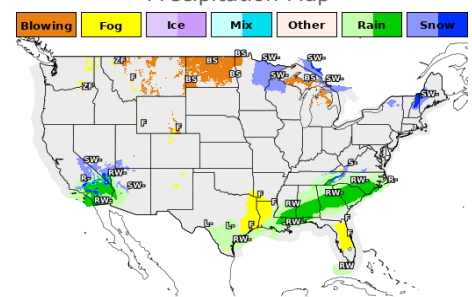
**Weather Data**

**Temperature Map**



City	HIGH °F	LOW °F
Calgary	43	24
Conway	35	19
Cushing	48	26
Denver	44	17
Houston	58	54
Mont Belvieu	58	53
Sarnia	37	20
Williston	36	23

**Precipitation Map**



This report has been prepared by PFL Petroleum Limited personnel for your information only and the views expressed are intended to provide market commentary and are not recommendations. This report is not an offer to sell or a solicitation of any offer to buy any security. The information contained herein has been compiled by PFL from sources believed to be reliable, but no representation or warranty, express or implied, is made by PFL Petroleum Limited, its affiliates or any other person as to its accuracy, completeness or correctness. Copyright 2017 PFL Petroleum Limited. All Rights Reserved