



MARKET DAILY

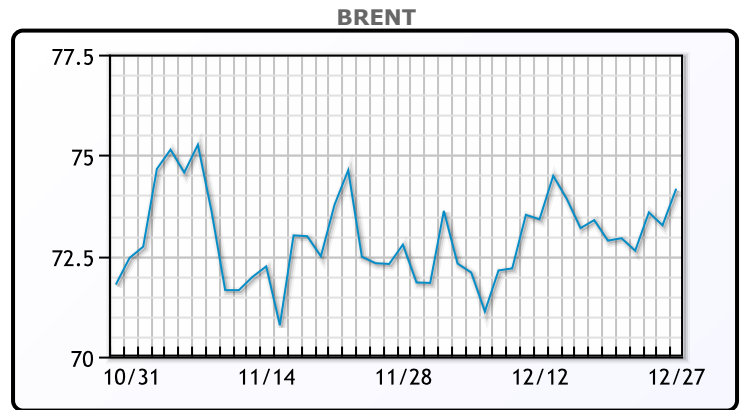
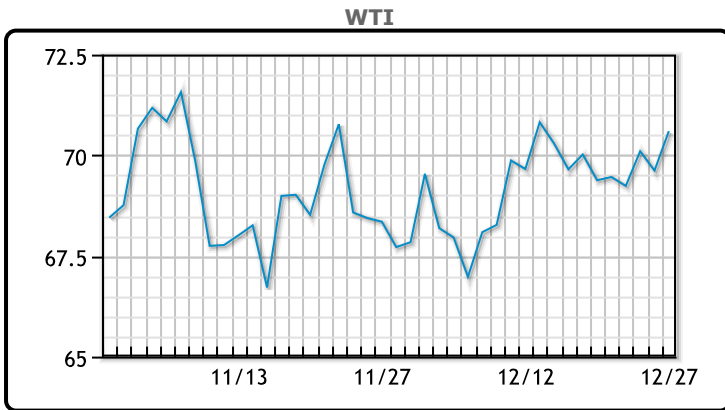
<https://www.pflpetroleum.com>
 1865 Veterans Park Dr. Suite 303
 Naples, Florida 34109
 Phone: 239-390-2885
 Fax: 239-949-0611
 Dec 27, 2024 3:55 PM

Major Energy Futures		
	Settle	Change
Brent	74.17	0.91
Gas Oil	680.5	-2.75
Natural Gas	3.514	-0.231
RBOB	195.82	-1.31
ULSD	224.48	-1.62
WTI	70.6	0.98

Market Commentary

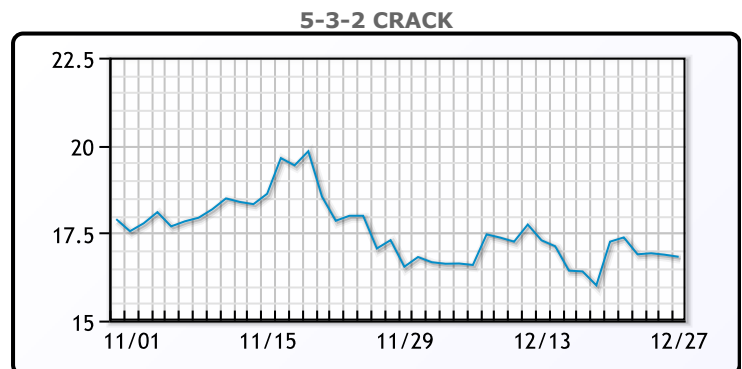
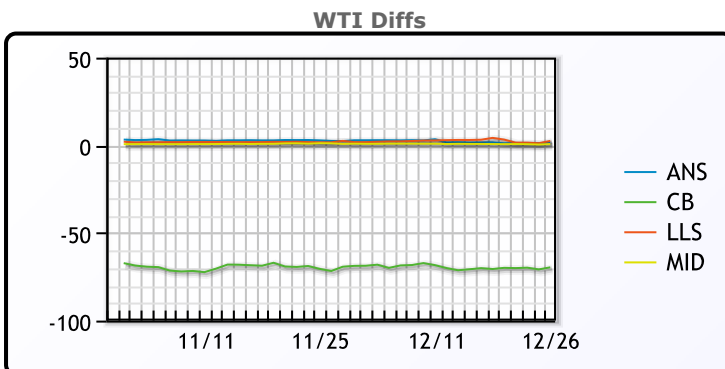
Oil prices rose on Friday, with Brent crude settling at \$74.17 per barrel, up \$0.91 or 1.2%, and U.S. West Texas Intermediate (WTI) closing at \$70.60 per barrel, gaining \$0.98 or 1.4%. The gains were supported by a larger-than-expected drawdown in U.S. crude inventories, which fell by 4.2 million barrels for the week ending December 20, according to the Energy Information Administration. This figure surpassed analysts' expectations of a 1.9-million-barrel decrease and earlier estimates of a 3.2-million-barrel drop by the American Petroleum Institute. Additionally, optimism surrounding China's economic growth and fiscal stimulus measures bolstered demand prospects, while geopolitical tensions in Europe and the Middle East added further uncertainty to supply outlooks.

Crude & Product Markets



CRUDE			
	Last	Week Ago	Month Ago
ANS	71.37	71.18	71.62
BLS	73.2	73.14	68.65
LLS	72.12	71.56	70.57
Mid	70.31	70.77	69.7
WTI	69.62	70.06	68.77

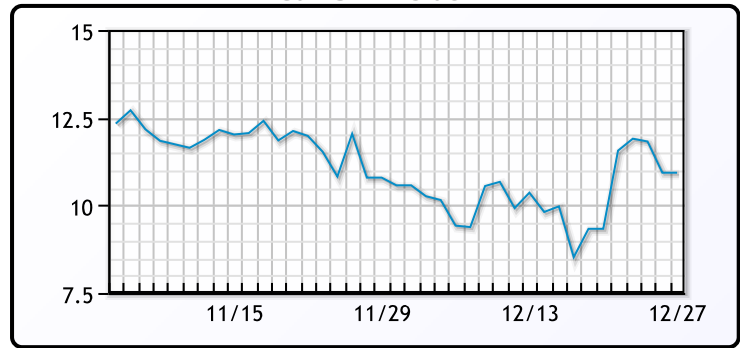
PRODUCTS			
	Last	Week Ago	Month Ago
Gulf RBOB	1.8997	1.8903	1.861
Gulf ULSD	2.1327	2.1564	2.1787
NYH RBOB	2.0956	2.08015	2.17945
NYH ULSD	2.1678	2.1942	2.28035
USGC 3%	55.7	55.43	55.23



3-2-1 Crack



Gulf 3-2-1 Crack



NGLs

MB

	Last	Week Ago	Month Ago
Butane	115.25	111.75	111.25
IsoButane	114	111	112
Natural Gasoline	148.5	147	146.3
Propane	76.875	77.25	81.75

CONWAY

	Last	Week Ago	Month Ago
Butane	133	122.5	117
IsoButane	125	122	115
Natural Gasoline	148	146.5	146.5
Propane	73.375	72.75	76.75

MB NON

	Last	Week Ago	Month Ago
Butane	115.25	111.75	114.25
IsoButane	114	111	112
Natural Gasoline	149.75	147.25	145.25
Propane	75.8	75.8	82.5

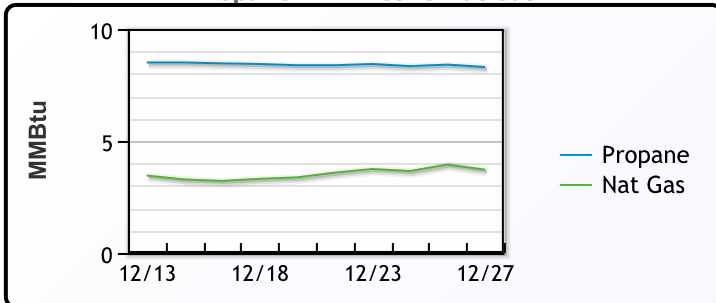
EDMONTON

	Last	Week Ago	Month Ago
Propane	52.5	53	60.5

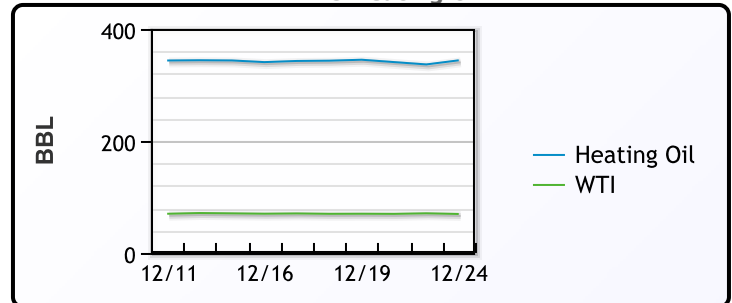
SARNIA

	Last	Week Ago	Month Ago
Propane	93	93	94.5

Propane MT.B Tet vs Nat Gas



WTI vs Heating Oil



FX

	Last	Change
CAD	1.4415	0.0007
DXY	108.015	-0.114
Gold	2615.61	-17.97

RATES

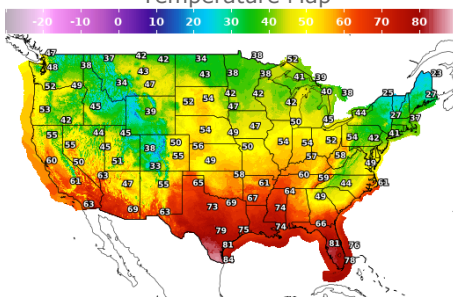
	Last	Change
US 2yr	4.3242	-0.0041
US 10yr	4.6213	0.0386
CAN 10yr	3.305	0.009

EQUITIES

	Last	Change
Nasdaq	19722.03	-298.33
TSX	1485.25	-4.986
S&P 500	5952.97	-84.62

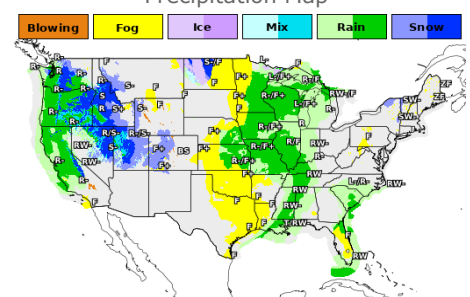
Weather Data

Temperature Map



City	HIGH °F	LOW °F
Calgary	43	15
Conway	33	16
Cushing	54	47
Denver	48	37
Houston	77	59
Mont Belvieu	77	55
Sarnia	41	32
Williston	33	23

Precipitation Map



This report has been prepared by PFL Petroleum Limited personnel for your information only and the views expressed are intended to provide market commentary and are not recommendations. This report is not an offer to sell or a solicitation of any offer to buy any security. The information contained herein has been compiled by PFL from sources believed to be reliable, but no representation or warranty, express or implied, is made by PFL Petroleum Limited, its affiliates or any other person as to its accuracy, completeness or correctness. Copyright 2017 PFL Petroleum Limited. All Rights Reserved