



MARKET DAILY

<https://www.pflpetroleum.com>
 1865 Veterans Park Dr. Suite 303
 Naples, Florida 34109
 Phone: 239-390-2885
 Fax: 239-949-0611
 Dec 26, 2024 4:56 PM

Major Energy Futures		
	Settle	Change
Brent	73.26	-0.32
Gas Oil	671.25	4.5
Natural Gas	3.715	0.29
RBOB	194.58	2.06
ULSD	220.53	-0.48
WTI	69.62	-0.48

Market Commentary

Oil prices dipped slightly on Thursday amid thin holiday trading, as a stronger U.S. dollar countered optimism over China's fiscal stimulus plans. Brent crude fell 0.43% to \$73.26 a barrel, while U.S. West Texas Intermediate dropped 0.68% to \$69.62.

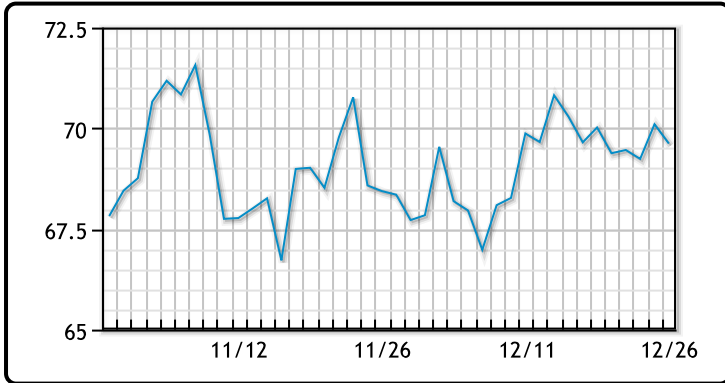
China plans to issue 3 trillion yuan (\$411 billion) in special treasury bonds next year to bolster its slowing economy, boosting hopes for increased oil demand. The World Bank raised its 2024 and 2025 growth forecasts for China but noted challenges from weak confidence and a struggling property sector.

A rising U.S. dollar, which makes oil pricier for non-dollar buyers, added downward pressure. U.S. crude inventories reportedly dropped by 3.2 million barrels last week, with official data from the Energy Information Administration expected Friday. Analysts predict declines in crude, gasoline, and distillate inventories.

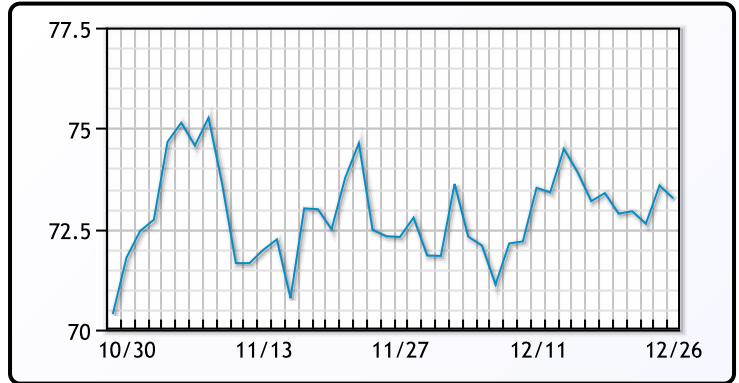
Meanwhile, southbound traffic in Turkey's Bosphorus Strait resumed following earlier disruptions caused by a tanker engine failure.

Crude & Product Markets

WTI



BRENT



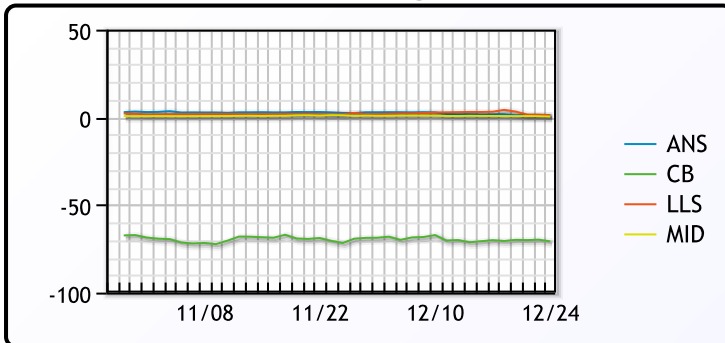
CRUDE

	Last	Week Ago	Month Ago
ANS	71.96	71.04	74.21
BLS	73.2	73.14	68.65
LLS	72	73.16	73.41
Mid	71.24	70.58	72.85
WTI	70.8	69.91	71.71

PRODUCTS

	Last	Week Ago	Month Ago
Gulf RBOB	1.9191	1.8719	1.9299
Gulf ULSD	2.1487	2.1487	2.207
NYH RBOB	2.10745	2.06135	2.25405
NYH ULSD	2.184	2.2002	2.31485
USGC 3%	56.18	55.15	57.67

WTI Diffs



5-3-2 CRACK



3-2-1 Crack



Gulf 3-2-1 Crack



NGLs

MB

	Last	Week Ago	Month Ago
Butane	114.75	110.25	113
IsoButane	115	110	114
Natural Gasoline	149.8	148.5	152.3
Propane	76	76.75	81.875

CONWAY

	Last	Week Ago	Month Ago
Butane	132	122	118.25
IsoButane	124	121.5	116
Natural Gasoline	146.5	146	147
Propane	72.75	72.625	75.75

MB NON

	Last	Week Ago	Month Ago
Butane	114.75	110.25	116
IsoButane	115	110	114
Natural Gasoline	148.75	146.5	146
Propane	76.4	76.6	83.1

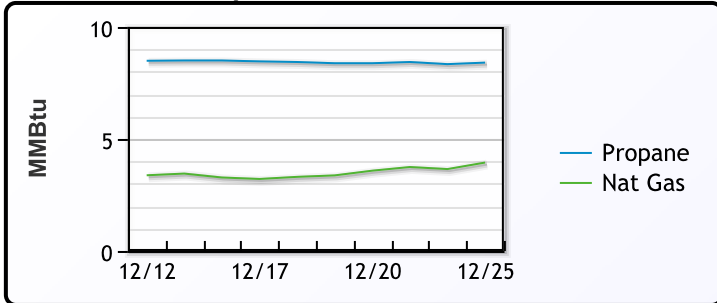
EDMONTON

	Last	Week Ago	Month Ago
Propane	52	53.8	59.8

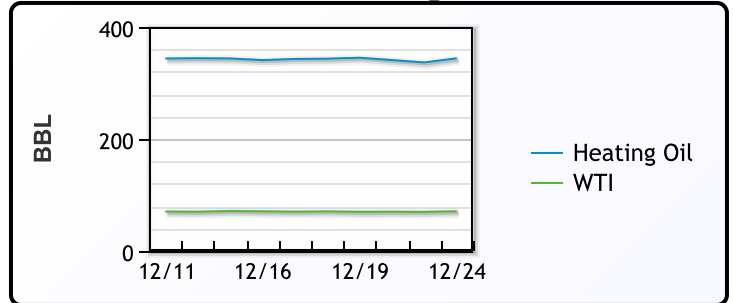
SARNIA

	Last	Week Ago	Month Ago
Propane	93	93	94.5

Propane MT.B Tet vs Nat Gas



WTI vs Heating Oil



FX

	Last	Change
CAD	1.4412	0.0033
DXY	108.112	-0.145
Gold	2634.39	17.52

RATES

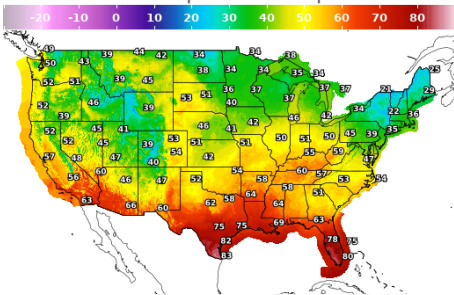
	Last	Change
US 2yr	4.3283	-0.0041
US 10yr	4.5787	-0.01
CAN 10yr	3.296	0

EQUITIES

	Last	Change
Nasdaq	20020.36	-10.77
TSX	1490.236	5.748
S&P 500	6045.15	5.11

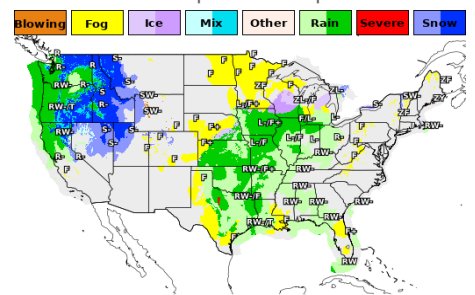
Weather Data

Temperature Map



City	HIGH °F	LOW °F
Calgary	36	17
Conway	30	15
Cushing	53	47
Denver	46	36
Houston	75	62
Mont Belvieu	73	60
Sarnia	37	29
Williston	30	14

Precipitation Map



This report has been prepared by PFL Petroleum Limited personnel for your information only and the views expressed are intended to provide market commentary and are not recommendations. This report is not an offer to sell or a solicitation of any offer to buy any security. The information contained herein has been compiled by PFL from sources believed to be reliable, but no representation or warranty, express or implied, is made by PFL Petroleum Limited, its affiliates or any other person as to its accuracy, completeness or correctness. Copyright 2017 PFL Petroleum Limited. All Rights Reserved