



MARKET DAILY

<https://www.pflpetroleum.com>
 1865 Veterans Park Dr. Suite 303
 Naples, Florida 34109
 Phone: 239-390-2885
 Fax: 239-949-0611
 Dec 24, 2024 12:56 PM

Major Energy Futures		
	Settle	Change
Brent	73.51	0.88
Gas Oil	674	-5.75
Natural Gas	3.656	-0.092
RBOB	193.83	-0.33
ULSD	222.63	-0.54
WTI	70.15	0.91

Market Commentary

Oil prices rose on Tuesday, rebounding from Monday's losses amid a brighter short-term market outlook and thinning holiday trade. Brent crude climbed 88 cents (1.2%) to \$73.51 a barrel, while WTI increased 91 cents (1.3%) to \$70.15.

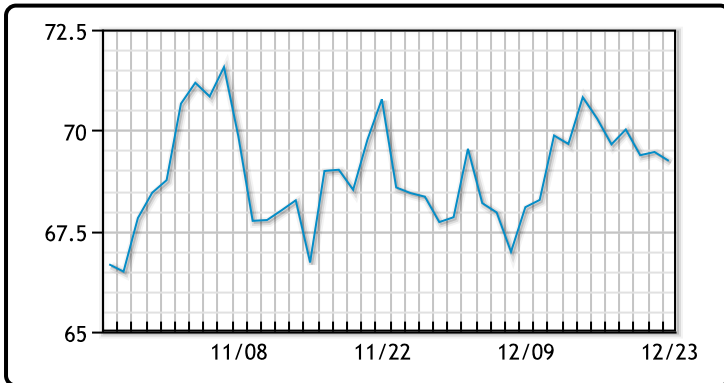
Analysts attributed the gains to expectations of steady prices during the holiday season and potential supply disruptions leading to upward price movements. FGE noted supportive supply-demand changes in December, while Sparta Commodities highlighted shifting 2025 oil balance forecasts, with the EIA now projecting a draw instead of a surplus.

Additional support came from China's plan to issue \$411 billion in special treasury bonds to stimulate its economy, bolstering demand prospects. Analysts predict WTI crude will find near-term support at \$67 a barrel.

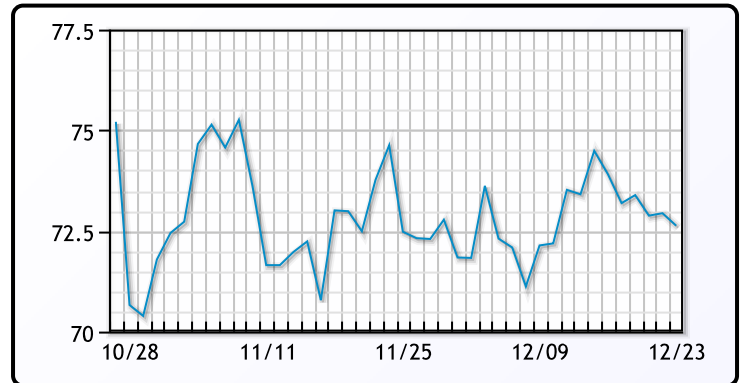
In the U.S., mixed economic data revealed weakened consumer confidence but stronger capital goods orders and rebounding home sales, signaling a solid economic foundation as the year ends.

Crude & Product Markets

WTI



BRENT



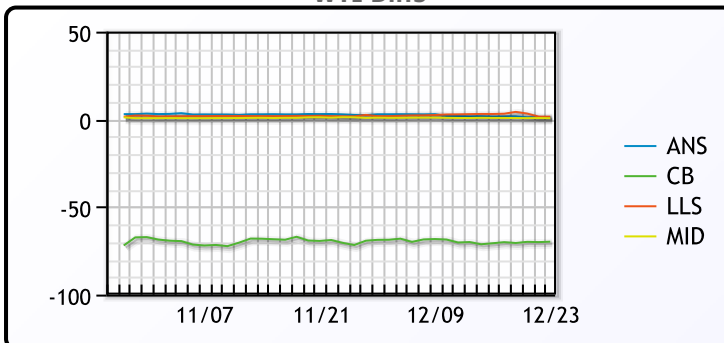
CRUDE

	Last	Week Ago	Month Ago
ANS	71.04	72.27	74.21
BLS	73.2	73.14	68.65
LLS	71.31	74.8	73.41
Mid	70.44	71.29	72.85
WTI	69.81	70.58	71.71

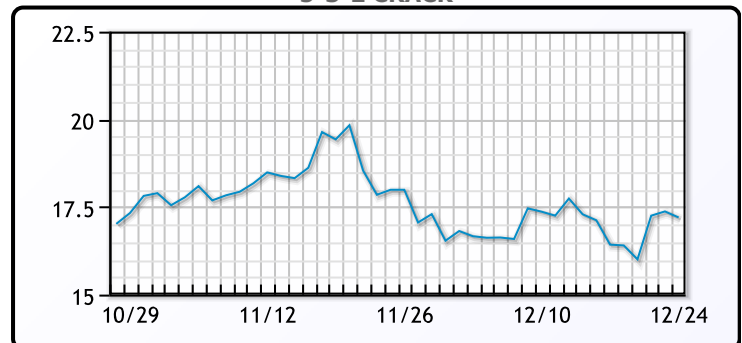
PRODUCTS

	Last	Week Ago	Month Ago
Gulf RBOB	1.8966	1.8883	1.9299
Gulf ULSD	2.1503	2.175	2.207
NYH RBOB	2.08685	2.0726	2.25405
NYH ULSD	2.1888	2.2175	2.31485
USGC 3%	55.51	55.39	57.67

WTI Diffs



5-3-2 CRACK



3-2-1 Crack



Gulf 3-2-1 Crack



NGLs

MB

	Last	Week Ago	Month Ago
Butane	115.25	111.25	109
IsoButane	114	110.75	111
Natural Gasoline	147.8	150.5	152.3
Propane	77	77.25	83.25

CONWAY

	Last	Week Ago	Month Ago
Butane	128	119.5	114
IsoButane	124	120	115
Natural Gasoline	147.25	146.75	151
Propane	73.75	72.75	76.125

MB NON

	Last	Week Ago	Month Ago
Butane	115.25	111.25	112
IsoButane	114	110.75	111
Natural Gasoline	150.5	148.5	152.5
Propane	75.8	76.3	83.1

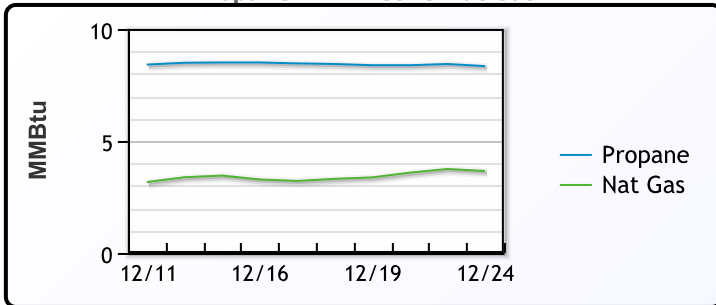
EDMONTON

	Last	Week Ago	Month Ago
Propane	53.3	52.3	59.8

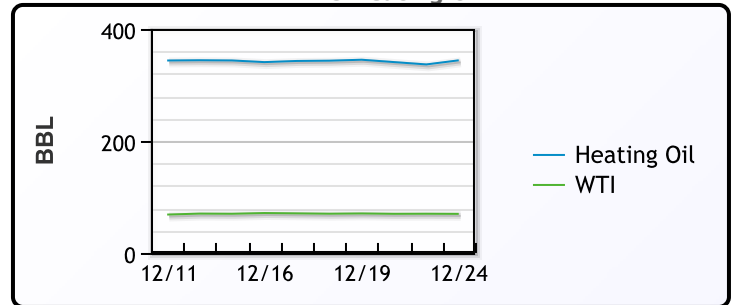
SARNIA

	Last	Week Ago	Month Ago
Propane	93	93	94.5

Propane MT.B Tet vs Nat Gas



WTI vs Heating Oil



FX

	Last	Change
CAD	1.437	-0.0001
DXY	108.254	0.217
Gold	2617.77	5.21

RATES

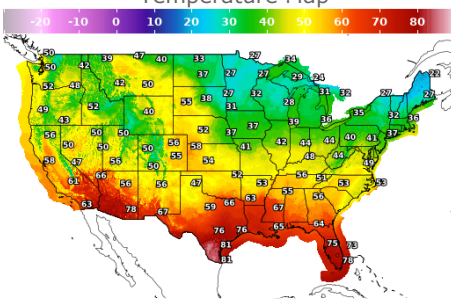
	Last	Change
US 2yr	4.3303	-0.0098
US 10yr	4.5806	-0.0059
CAN 10yr	3.294	0.005

EQUITIES

	Last	Change
Nasdaq	20031.13	266.25
TSX	1487.66	3.172
S&P 500	6023.39	49.32

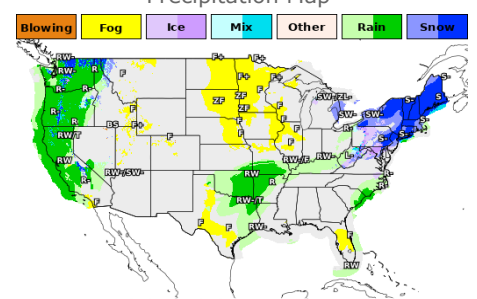
Weather Data

Temperature Map



City	HIGH °F	LOW °F
Calgary	33	22
Conway	28	10
Cushing	50	45
Denver	51	39
Houston	73	63
Mont Belvieu	71	62
Sarnia	33	27
Williston	37	20

Precipitation Map



This report has been prepared by PFL Petroleum Limited personnel for your information only and the views expressed are intended to provide market commentary and are not recommendations. This report is not an offer to sell or a solicitation of any offer to buy any security. The information contained herein has been compiled by PFL from sources believed to be reliable, but no representation or warranty, express or implied, is made by PFL Petroleum Limited, its affiliates or any other person as to its accuracy, completeness or correctness. Copyright 2017 PFL Petroleum Limited. All Rights Reserved