



MARKET DAILY

<https://www.pflpetroleum.com>
 1865 Veterans Park Dr. Suite 303
 Naples, Florida 34109
 Phone: 239-390-2885
 Fax: 239-949-0611
 Nov 7, 2024 4:00 PM

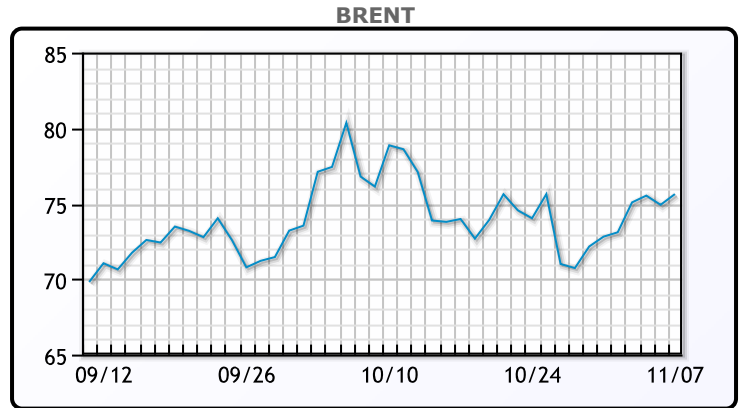
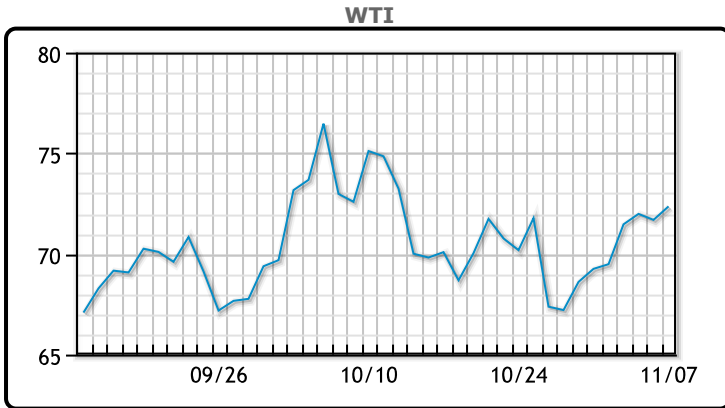
Major Energy Futures		
	Settle	Change
Brent	75.63	0.71
Gas Oil	680.25	-6.25
Natural Gas	2.693	0.077
RBOB	205.36	-0.92
ULSD	228.64	-3.42
WTI	72.36	0.67

Market Commentary

Oil prices rose nearly 1% on Thursday, with Brent crude up 71 cents (0.95%) to \$75.63 a barrel and U.S. WTI crude increasing 67 cents (0.93%) to \$72.36. The market reacted to potential supply impacts from President-elect Donald Trump's policies, including the possibility of renewed sanctions on Iran and Venezuela, which could reduce oil availability, noted Andrew Lipow of Lipow Oil Associates: "The market is now looking into what Donald Trump's policies might be." On Wednesday, Trump's election triggered an initial sell-off, dropping oil by over \$2 as the dollar strengthened, though prices recovered to close down less than 1%.

Other factors supported prices, including a quarter-point interest rate cut by the U.S. Federal Reserve, boosting demand prospects. Supply cuts also played a role, with over 22% of U.S. Gulf Coast oil production shut down due to Hurricane Rafael, which also knocked out Cuba's power grid on Wednesday. However, gains were limited by China's 9% drop in crude imports in October—marking the sixth month of year-over-year declines—and by rising U.S. crude inventories. The dollar index, though down slightly on Thursday, remained near a recent high, making oil more expensive for holders of other currencies and adding downward pressure.

Crude & Product Markets

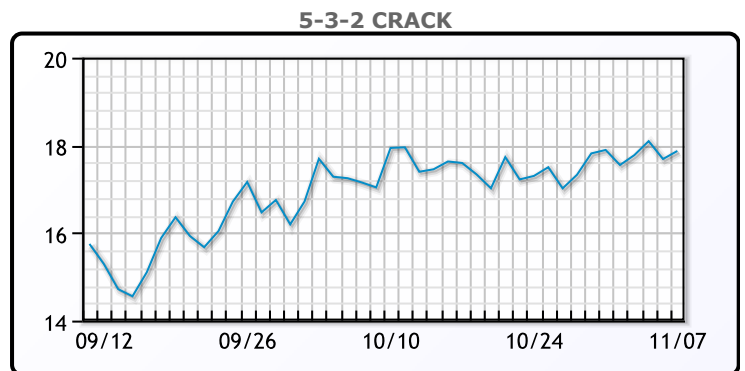
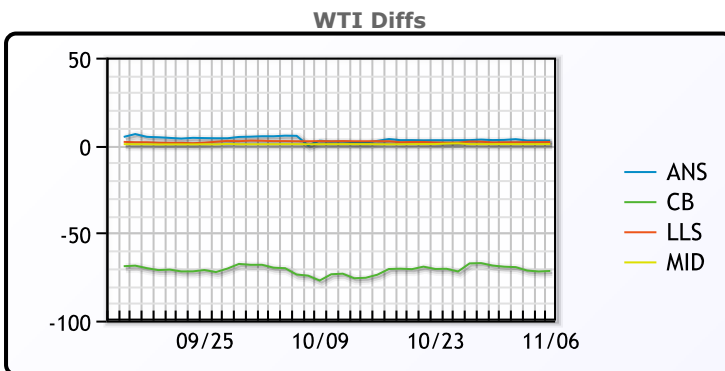


CRUDE

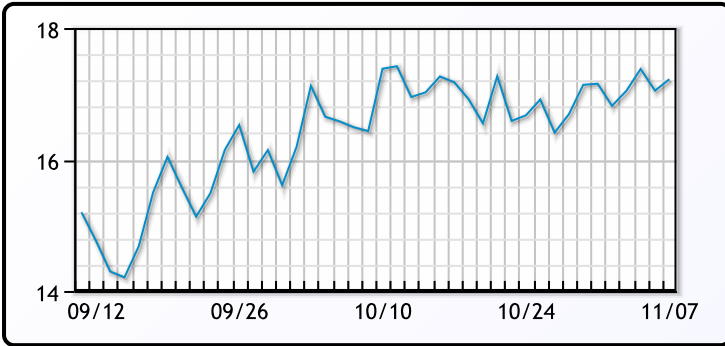
	Last	Week Ago	Month Ago
ANS	74.41	72.98	74.38
BLS	73.2	73.14	68.65
LLS	73.59	71.19	76.68
Mid	72.38	70.14	74.98
WTI	71.69	69.49	74.38

PRODUCTS

	Last	Week Ago	Month Ago
Gulf RBOB	1.9779	1.904	2.0333
Gulf ULSD	2.17	2.1467	2.2412
NYH RBOB	2.1944	2.1192	2.2433
NYH ULSD	2.2622	2.2363	2.3027
USGC 3%	57.59	55.59	60.78



3-2-1 Crack



Gulf 3-2-1 Crack



NGLs

MB

	Last	Week Ago	Month Ago
Butane	110.25	107.25	117
IsoButane	115.5	114	118
Natural Gasoline	154	147.5	157
Propane	81	75.5	80.75

MB NON

	Last	Week Ago	Month Ago
Butane	116.25	114.25	121
IsoButane	115.5	114	118
Natural Gasoline	155.25	149.5	161
Propane	80.5	81.9	82.8

CONWAY

	Last	Week Ago	Month Ago
Butane	121	113.5	111
IsoButane	119.75	117	117.5
Natural Gasoline	156	151.5	164
Propane	74.75	74.25	78.75

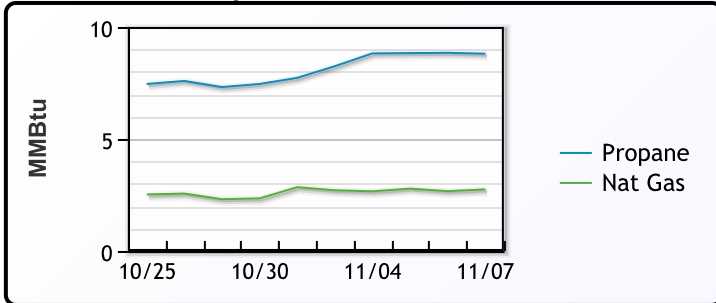
EDMONTON

	Last	Week Ago	Month Ago
Propane	60	62.8	64

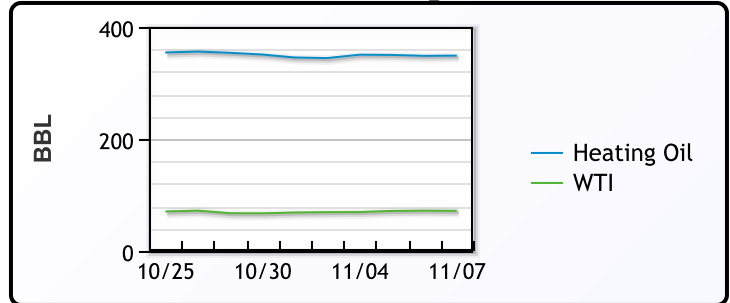
SARNIA

	Last	Week Ago	Month Ago
Propane	95	82.3	92.5

Propane MT.B Tet vs Nat Gas



WTI vs Heating Oil



FX

	Last	Change
CAD	1.3862	-0.0077
DXY	104.379	-0.709
Gold	2706.23	47.17

RATES

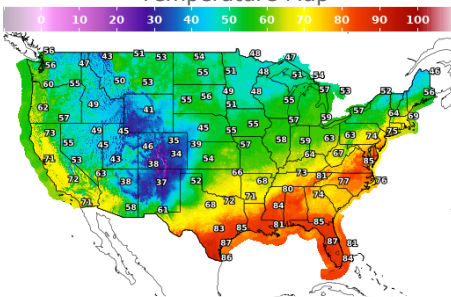
	Last	Change
US 2yr	4.1973	-0.0644
US 10yr	4.3296	-0.1019
CAN 10yr	3.216	-0.095

EQUITIES

	Last	Change
Nasdaq	19269.46	286
TSX	1485.85	10.694
S&P 500	5972.24	43.2

Weather Data

Temperature Map



City	HIGH °F	LOW °F
Calgary	55	32
Conway	51	37
Cushing	66	48
Denver	36	27
Houston	86	73
Mont Belvieu	86	70
Sarnia	58	45
Williston	51	31

Precipitation Map

