



MARKET DAILY

<https://www.pflpetroleum.com>
 1865 Veterans Park Dr. Suite 303
 Naples, Florida 34109
 Phone: 239-390-2885
 Fax: 239-949-0611
 Nov 4, 2024 6:30 PM

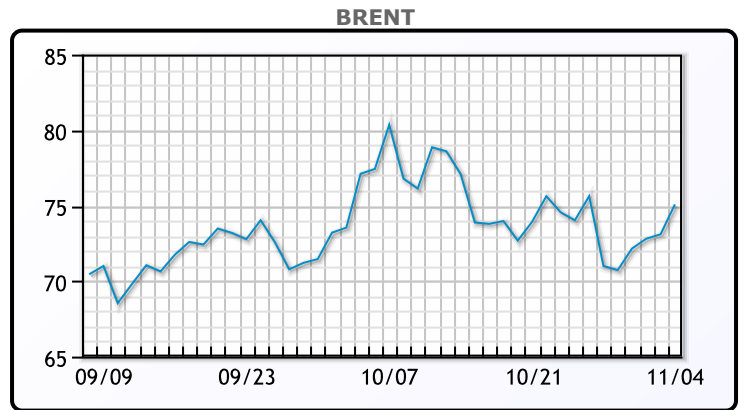
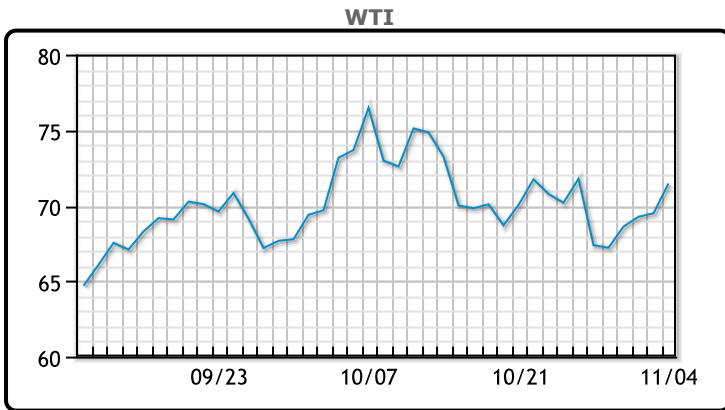
Major Energy Futures		
	Settle	Change
Brent	75.08	1.98
Gas Oil	683.5	3
Natural Gas	2.781	0.118
RBOB	201.92	5.27
ULSD	228.41	4.99
WTI	71.47	1.98

Market Commentary

Oil prices rose nearly 3% on Monday as OPEC+ announced it would delay a planned increase in output by a month, extending cuts of 2.2 million barrels per day through December due to weak demand and falling prices. Brent crude futures gained \$1.98, or 2.7%, reaching \$75.08 a barrel, while WTI crude rose by 2.85% to \$71.47. The prolonged cuts have raised questions about OPEC+'s willingness to boost production at all in 2025, with Macquarie energy strategist Walt Chancellor noting it may ease fears of a "price war."

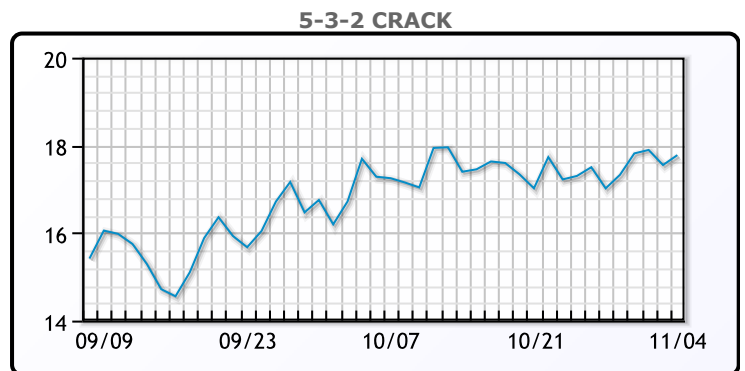
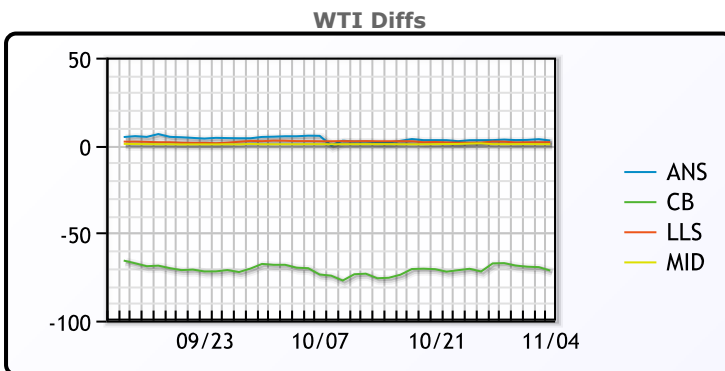
Investors are also focused on the upcoming U.S. presidential election, where candidates Kamala Harris and Donald Trump are neck-and-neck in polls. Market watchers remain alert for possible tensions in the Middle East, especially after Israeli intelligence suggested Iran may be preparing to attack from Iraq. Additionally, attention is on potential impacts from a Caribbean storm threatening Gulf of Mexico oil production, the Fed's expected interest rate cut on Thursday, and China's anticipated economic stimulus measures to address slowing growth.

Crude & Product Markets



CRUDE			
	Last	Week Ago	Month Ago
ANS	74.17	71.58	74.38
BLS	73.2	73.14	68.65
LLS	73.27	70.21	76.68
Mid	72.12	69.28	74.98
WTI	71.47	68.61	74.38

PRODUCTS			
	Last	Week Ago	Month Ago
Gulf RBOB	1.9642	1.8615	2.0333
Gulf ULSD	2.1861	2.112	2.2412
NYH RBOB	2.1894	2.1083	2.2433
NYH ULSD	2.28	2.2022	2.3027
USGC 3%	57.75	55.39	60.78



3-2-1 Crack



Gulf 3-2-1 Crack



NGLs

MB

	Last	Week Ago	Month Ago
Butane	108.25	106.125	115
IsoButane	114.5	113.75	116.25
Natural Gasoline	153.3	144	157
Propane	80.875	67	79

CONWAY

	Last	Week Ago	Month Ago
Butane	117.25	113	108
IsoButane	118.5	117	115
Natural Gasoline	154.5	148	159
Propane	76.125	72.25	77.75

MB NON

	Last	Week Ago	Month Ago
Butane	114.25	113.125	119
IsoButane	114.5	113.75	116.25
Natural Gasoline	153	144.25	157
Propane	81	78.6	82.8

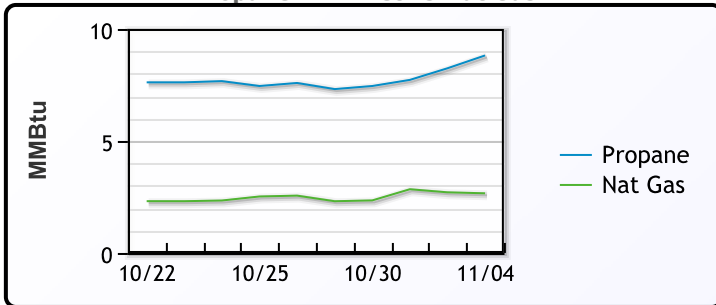
EDMONTON

	Last	Week Ago	Month Ago
Propane	64	60.8	64

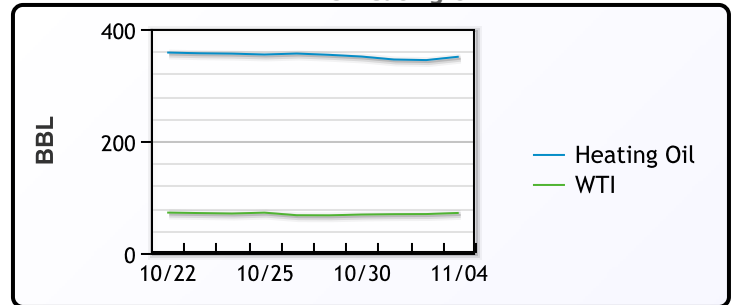
SARNIA

	Last	Week Ago	Month Ago
Propane	95	81.8	92.5

Propane MT.B Tet vs Nat Gas



WTI vs Heating Oil



FX

	Last	Change
CAD	1.3902	0
DXY	103.885	-0.397
Gold	2736.96	0.18

RATES

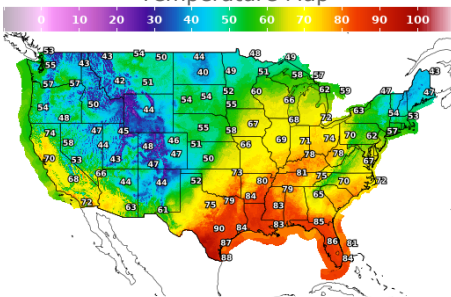
	Last	Change
US 2yr	4.1599	-0.0455
US 10yr	4.2847	-0.0989
CAN 10yr	3.235	-0.053

EQUITIES

	Last	Change
Nasdaq	18179.98	-59.94
TSX	1450.376	0.322
S&P 500	5712.69	-16.11

Weather Data

Temperature Map



City	HIGH °F	LOW °F
Calgary	41	27
Conway	47	38
Cushing	75	55
Denver	43	35
Houston	84	75
Mont Belvieu	81	75
Sarnia	67	53
Williston	47	31

Precipitation Map

