



MARKET DAILY

<https://www.pflpetroleum.com>
 1865 Veterans Park Dr. Suite 303
 Naples, Florida 34109
 Phone: 239-390-2885
 Fax: 239-949-0611
 Nov 29, 2024 1:02 PM

Major Energy Futures		
	Settle	Change
Brent	73.13	-0.15
Gas Oil	677	-5.75
Natural Gas	3.204	-0.263
RBOB	197.34	-1.84
ULSD	220.36	-3.68
WTI	68.87	0.15

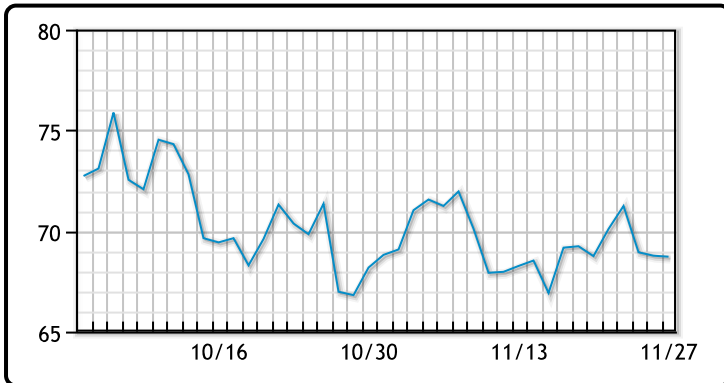
Market Commentary

Oil prices were steady on Friday, with Brent crude slipping 15 cents (0.2%) to \$73.13 a barrel and U.S. WTI rising 15 cents (0.22%) to \$68.87 in light post-Thanksgiving trading. For the week, Brent dropped 2.8%, and WTI fell 3.4%.

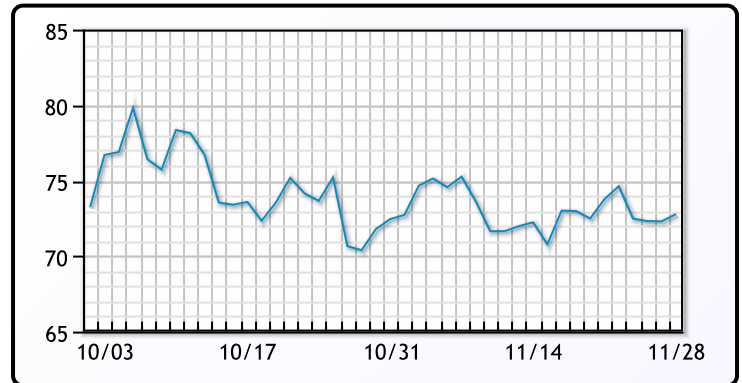
The Wednesday ceasefire between Israel and Hezbollah reduced oil's risk premium, contributing to declines despite accusations of violations. Earlier in the week, Brent dipped 0.27% (20 cents) to \$72.81 on Tuesday, following Monday's \$2.16 (2.87%) drop to \$73.01. WTI similarly fell 0.25% (17 cents) to \$68.77 on Tuesday after a \$2.30 (3.23%) slide on Monday to \$68.94. Looking ahead, the International Energy Agency predicts over 1% of global oil output could become excess supply in 2025. OPEC+ postponed its policy meeting to December 5, likely extending production cuts to address potential oversupply.

Crude & Product Markets

WTI



BRENT



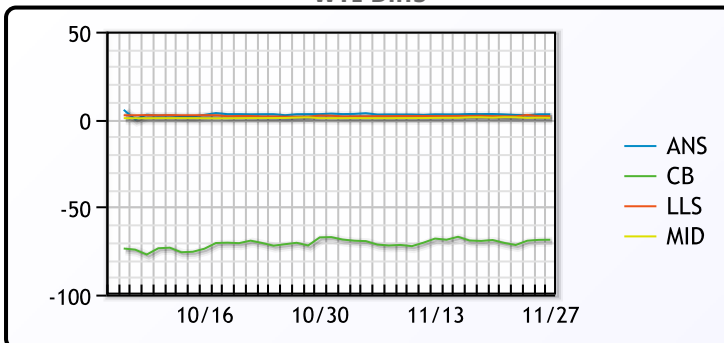
CRUDE

	Last	Week Ago	Month Ago
ANS	71.57	74.21	74.94
BLS	73.2	73.14	68.65
LLS	70.52	73.41	73.49
Mid	69.57	72.85	73.11
WTI	68.72	71.71	71.99

PRODUCTS

	Last	Week Ago	Month Ago
Gulf RBOB	1.8434	1.9299	1.932
Gulf ULSD	2.1214	2.207	2.1516
NYH RBOB	2.1173	2.25405	2.1948
NYH ULSD	2.24355	2.31485	2.2587
USGC 3%	55.66	57.67	54.52

WTI Diffs



5-3-2 CRACK



3-2-1 Crack



Gulf 3-2-1 Crack



NGLs

MB

	Last	Week Ago	Month Ago
Butane	113.5	107	103
IsoButane	112.5	106.5	111.5
Natural Gasoline	145.5	147.4	153.6
Propane	82.4	80.5	69.3

CONWAY

	Last	Week Ago	Month Ago
Butane	117.4	110	113.5
IsoButane	117.4	109.5	111.3
Natural Gasoline	145.3	148	155.8
Propane	76.3	73.3	74

MB NON

	Last	Week Ago	Month Ago
Butane	113.5	107	114
IsoButane	112.5	106	111.5
Natural Gasoline	145.5	147.4	153.6
Propane	82.1	80.6	81

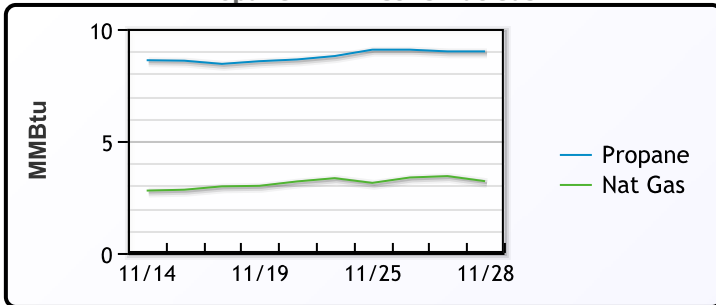
EDMONTON

	Last	Week Ago	Month Ago
Propane	60.8	57.3	61.5

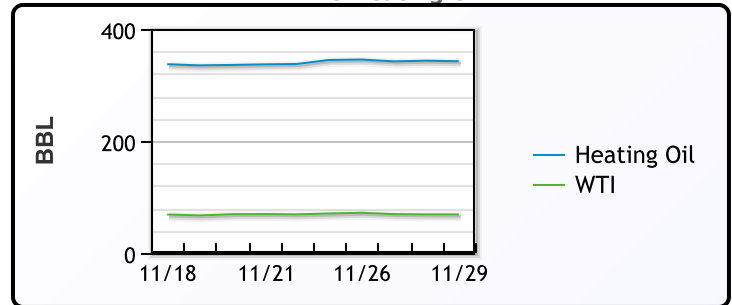
SARNIA

	Last	Week Ago	Month Ago
Propane	96.8	94.5	81.8

Propane MT.B Tet vs Nat Gas



WTI vs Heating Oil



FX

	Last	Change
CAD	1.3999	-0.0015
DXY	105.855	-0.193
Gold	2659.31	21.39

RATES

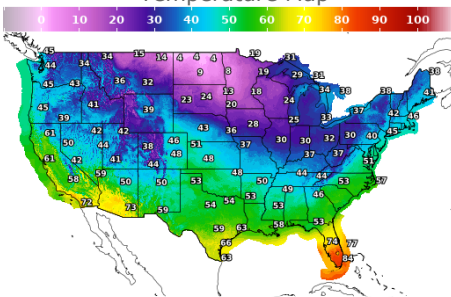
	Last	Change
US 2yr	4.1695	-0.0577
US 10yr	4.1898	-0.0736
CAN 10yr	3.129	-0.093

EQUITIES

	Last	Change
Nasdaq	19218.17	157.69
TSX	1537.74	4.595
S&P 500	6040.42	41.68

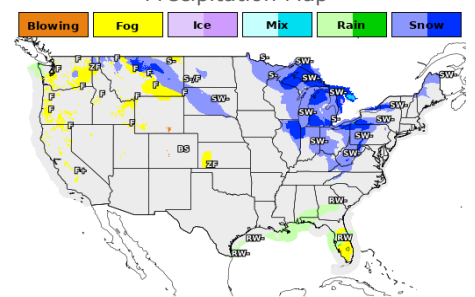
Weather Data

Temperature Map



City	HIGH °F	LOW °F
Calgary	5	-6
Conway	1	-4
Cushing	46	30
Denver	43	30
Houston	60	50
Mont Belvieu	58	45
Sarnia	31	25
Williston	0	-9

Precipitation Map



This report has been prepared by PFL Petroleum Limited personnel for your information only and the views expressed are intended to provide market commentary and are not recommendations. This report is not an offer to sell or a solicitation of any offer to buy any security. The information contained herein has been compiled by PFL from sources believed to be reliable, but no representation or warranty, express or implied, is made by PFL Petroleum Limited, its affiliates or any other person as to its accuracy, completeness or correctness. Copyright 2017 PFL Petroleum Limited. All Rights Reserved