



# MARKET DAILY

<https://www.pflpetroleum.com>  
 1865 Veterans Park Dr. Suite 303  
 Naples, Florida 34109  
 Phone: 239-390-2885  
 Fax: 239-949-0611  
 Nov 27, 2024 4:20 PM

Major Energy Futures		
	Settle	Change
Brent	72.83	0.02
Gas Oil	675	11
Natural Gas	3.204	0.024
RBOB	197.34	-0.87
ULSD	220.36	0.51
WTI	68.72	-0.5

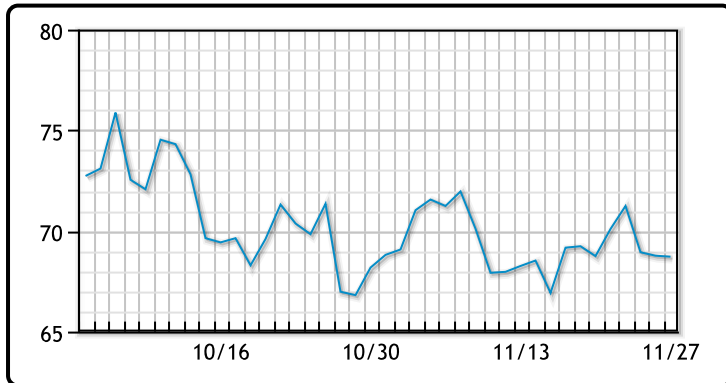
## Market Commentary

Oil prices were mostly unchanged on Wednesday, with Brent settling 2 cents higher at \$72.83 a barrel and U.S. WTI down 5 cents at \$68.72. A larger-than-expected 3.3 million barrel build in U.S. gasoline inventories weighed on prices, despite crude stocks falling by 1.8 million barrels, a sharper decline than anticipated.

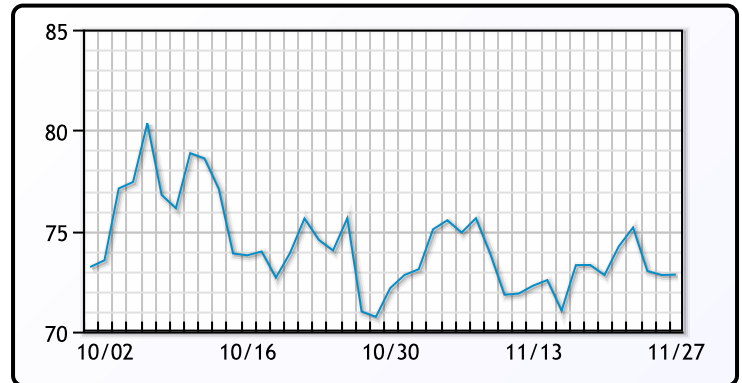
The ceasefire between Israel and Hezbollah, effective Wednesday, reduced oil's geopolitical risk premium, though its long-term durability remains uncertain. Meanwhile, OPEC+ is considering delaying a planned January production increase due to weak demand and rising output from non-OPEC+ producers, with a decision expected at its December 1 meeting. Concerns about slower U.S. interest rate cuts further pressured prices, as elevated borrowing costs could dampen oil demand.

## Crude & Product Markets

WTI



BRENT



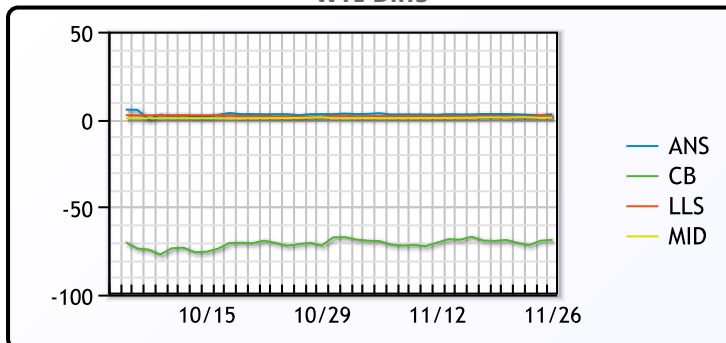
CRUDE

	Last	Week Ago	Month Ago
ANS	71.62	73.28	74.94
BLS	73.2	73.14	68.65
LLS	70.57	72.19	73.49
Mid	69.7	71.68	73.11
WTI	68.77	70.49	71.99

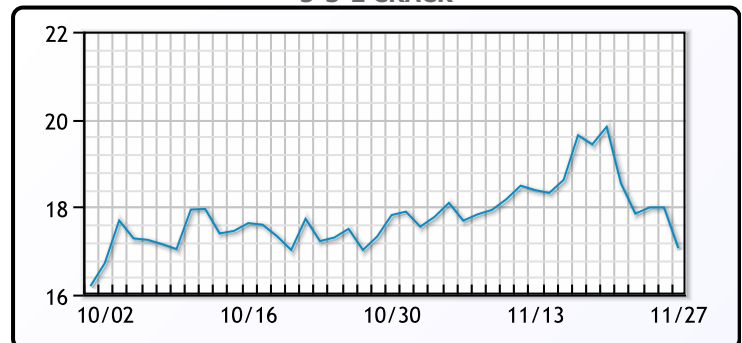
PRODUCTS

	Last	Week Ago	Month Ago
Gulf RBOB	1.8434	1.9299	1.932
Gulf ULSD	2.1214	2.207	2.1516
NYH RBOB	2.1173	2.25405	2.1948
NYH ULSD	2.24355	2.31485	2.2587
USGC 3%	55.23	56.73	58.38

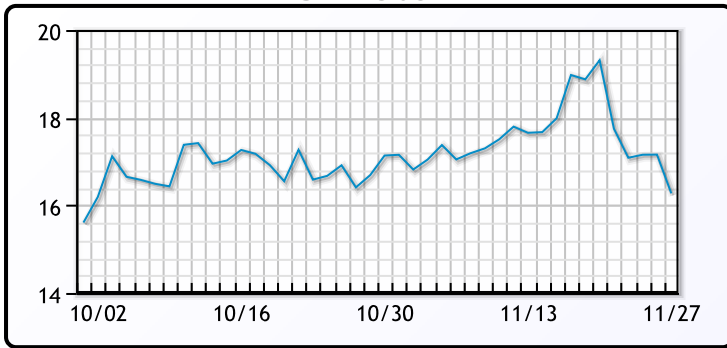
WTI Diffs



5-3-2 CRACK



3-2-1 Crack



Gulf 3-2-1 Crack



NGLs

MB

	Last	Week Ago	Month Ago
Butane	111.25	100.875	107.5
IsoButane	112	106.5	111.75
Natural Gasoline	146.3	146.8	153.6
Propane	81.75	80.375	69.5

CONWAY

	Last	Week Ago	Month Ago
Butane	117	110	113.5
IsoButane	115	111	114
Natural Gasoline	146.5	147	156.25
Propane	76.75	73.5	74.625

MB NON

	Last	Week Ago	Month Ago
Butane	114.25	106.875	114.5
IsoButane	112	106.5	111.75
Natural Gasoline	145.25	147.25	153.5
Propane	82.5	79.3	81

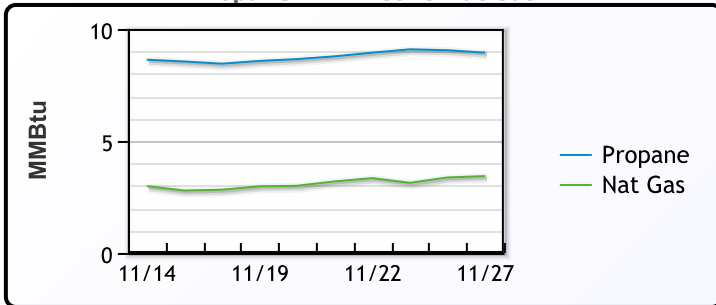
EDMONTON

	Last	Week Ago	Month Ago
Propane	60.5	56.5	61.5

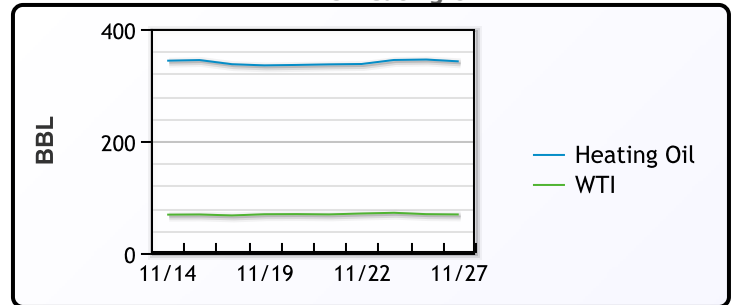
SARNIA

	Last	Week Ago	Month Ago
Propane	94.5	93.3	81.8

Propane MT.B Tet vs Nat Gas



WTI vs Heating Oil



FX

	Last	Change
CAD	1.4025	-0.0029
DXY	106.064	-0.949
Gold	2637.02	3.87

RATES

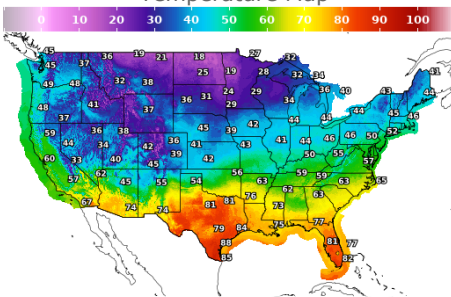
	Last	Change
US 2yr	4.2189	-0.0372
US 10yr	4.2479	-0.0583
CAN 10yr	3.243	-0.036

EQUITIES

	Last	Change
Nasdaq	19060.48	-115.1
TSX	1530.54	5.667
S&P 500	5998.74	-22.89

Weather Data

Temperature Map



City	HIGH °F	LOW °F
Calgary	19	-2
Conway	17	6
Cushing	54	39
Denver	43	30
Houston	80	62
Mont Belvieu	80	60
Sarnia	39	29
Williston	18	6

Precipitation Map

