



MARKET DAILY

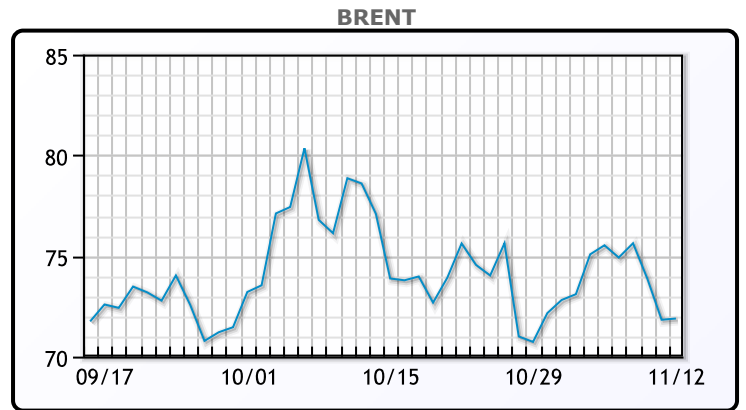
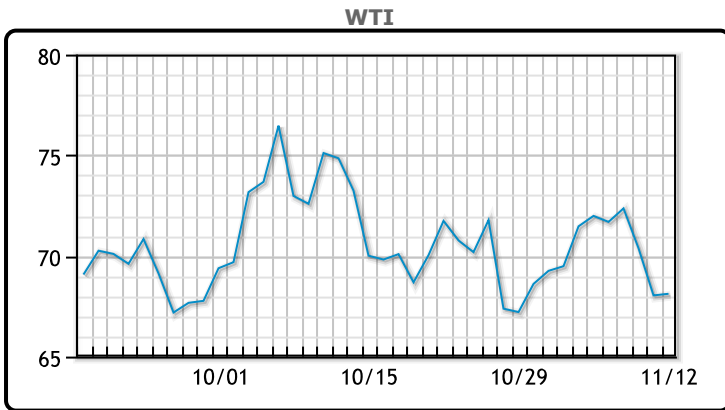
<https://www.pflpetroleum.com>
 1865 Veterans Park Dr. Suite 303
 Naples, Florida 34109
 Phone: 239-390-2885
 Fax: 239-949-0611
 Nov 12, 2024 4:49 PM

Major Energy Futures		
	Settle	Change
Brent	71.89	0.06
Gas Oil	664.75	-12
Natural Gas	2.907	0.251
RBOB	196.43	-5.55
ULSD	221.08	-4.13
WTI	68.12	0.08

Market Commentary

Oil prices held near a two-week low on Tuesday after a 5% drop over two sessions, pressured by OPEC's lowered demand forecast, a strong U.S. dollar, and underwhelming Chinese stimulus measures. Brent rose 6 cents to \$71.89, and U.S. WTI gained 8 cents to \$68.12, stabilizing after Monday's lows. OPEC cut its 2024 demand growth forecast to 1.82 million barrels per day (bpd) and its 2025 estimate to 1.54 million bpd. China's demand remains weak despite recent stimulus, and Trump's potential tariffs on China could further limit oil demand. Additionally, a strong dollar has made oil more expensive globally, further dampening demand. European economic concerns also grew, as Germany faced heightened uncertainty under Trump's protectionist stance.

Crude & Product Markets

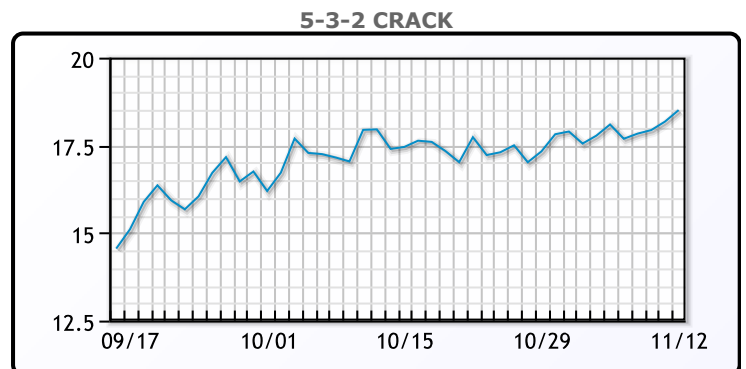
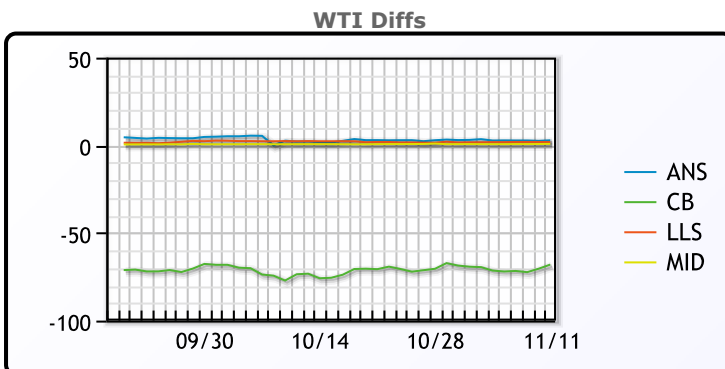


CRUDE

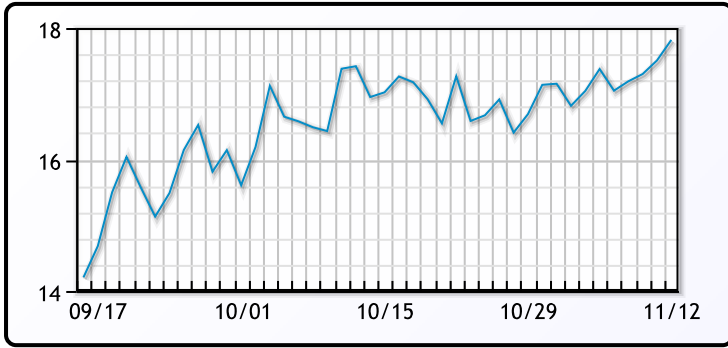
	Last	Week Ago	Month Ago
ANS	70.87	74.41	77.16
BLS	73.2	73.14	68.65
LLS	69.89	73.59	77.86
Mid	68.84	72.38	76.21
WTI	68.04	71.69	75.56

PRODUCTS

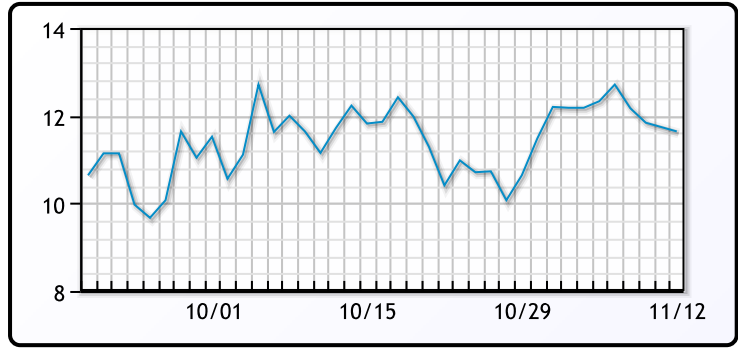
	Last	Week Ago	Month Ago
Gulf RBOB	1.8568	1.9786	2.0841
Gulf ULSD	2.1283	2.1929	2.2669
NYH RBOB	2.137	2.2038	2.2866
NYH ULSD	2.1785	2.2649	2.3589
USGC 3%	54.44	57.59	63.78



3-2-1 Crack



Gulf 3-2-1 Crack



NGLs

MB

	Last	Week Ago	Month Ago
Butane	107.75	109.25	115
IsoButane	113.25	115.25	116.75
Natural Gasoline	151	153.3	155
Propane	79.625	81	68.25

CONWAY

	Last	Week Ago	Month Ago
Butane	114.25	119	112
IsoButane	117	119	116.25
Natural Gasoline	147.75	155.5	159.5
Propane	73.625	76.125	72

MB NON

	Last	Week Ago	Month Ago
Butane	113.75	115.25	119
IsoButane	113.25	115.25	116.75
Natural Gasoline	149.25	154.25	156.75
Propane	79.8	81	77.9

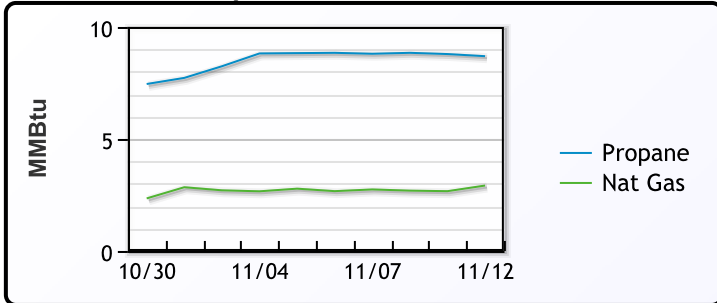
EDMONTON

	Last	Week Ago	Month Ago
Propane	57.9	64	61.5

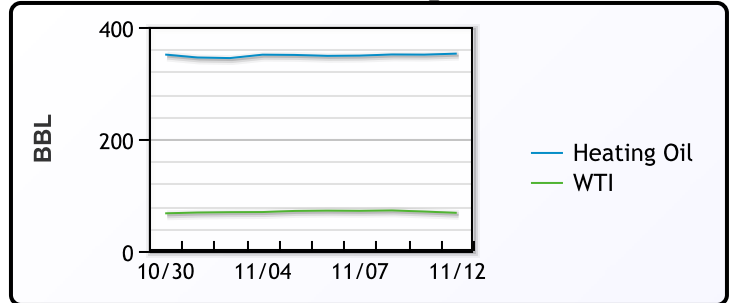
SARNIA

	Last	Week Ago	Month Ago
Propane	95	95	85.3

Propane MT.B Tet vs Nat Gas



WTI vs Heating Oil



FX

	Last	Change
CAD	1.3943	0.0018
DXY	105.917	0.374
Gold	2598.31	-20.51

RATES

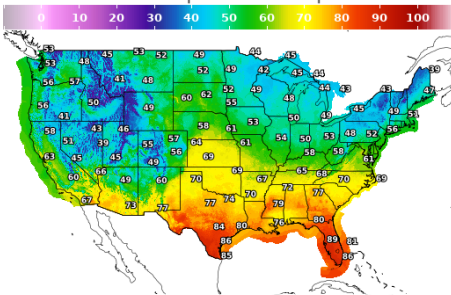
	Last	Change
US 2yr	4.338	0.0841
US 10yr	4.4275	0.1232
CAN 10yr	3.269	0.087

EQUITIES

	Last	Change
Nasdaq	19281.4	-17.36
TSX	1497.92	11.378
S&P 500	5983.99	-17.36

Weather Data

Temperature Map



City	HIGH °F	LOW °F
Calgary	50	32
Conway	46	34
Cushing	69	53
Denver	56	38
Houston	79	66
Mont Belvieu	78	61
Sarnia	44	38
Williston	48	34

Precipitation Map

