



MARKET DAILY

<https://www.pflpetroleum.com>
 1865 Veterans Park Dr. Suite 303
 Naples, Florida 34109
 Phone: 239-390-2885
 Fax: 239-949-0611
 Nov 1, 2024 6:33 PM

Major Energy Futures		
	Settle	Change
Brent	73.1	0.29
Gas Oil	672	10.25
Natural Gas	2.663	-0.138
RBOB	196.65	1.48
ULSD	223.42	3.62
WTI	69.49	0.23

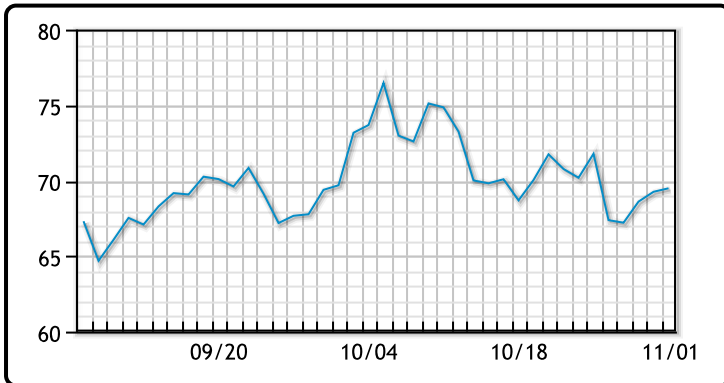
Market Commentary

Oil prices rose slightly on Friday amid reports that Iran was planning a retaliatory strike on Israel from Iraq, though record U.S. oil production limited gains. Brent crude increased by 29 cents, or 0.4%, to settle at \$73.10 a barrel, while WTI crude rose 23 cents, or 0.3%, to \$69.49. Despite early-session gains of over \$2, both benchmarks ended the week lower, with Brent down 4% and WTI down 3%. SEB Research analyst Ole Hvalbye commented that any response from Iran may likely be "restrained... primarily intended as a demonstration of strength."

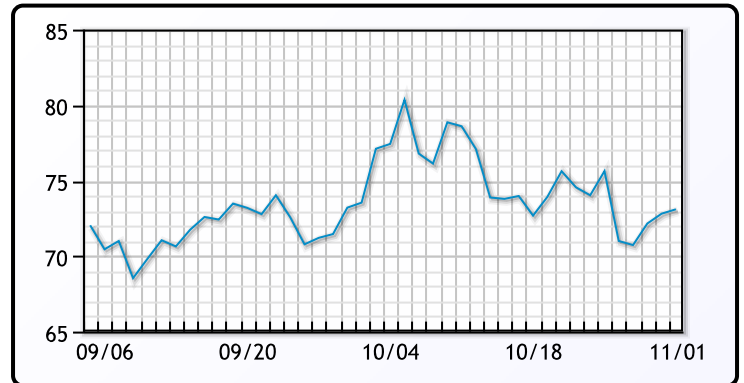
U.S. production continues to surge, with Exxon Mobil and Chevron reporting record outputs and U.S. production hitting an all-time high of 13.5 million barrels per day, according to the EIA. Further supporting prices, OPEC+ may delay a planned December production increase, with a decision potentially expected next week.

Crude & Product Markets

WTI



BRENT



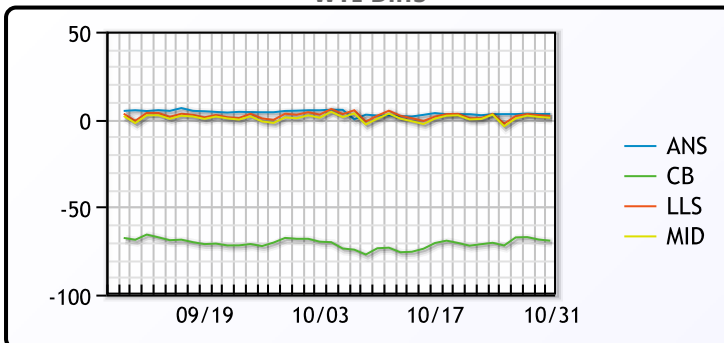
CRUDE

	Last	Week Ago	Month Ago
ANS	72.34	74.94	73.32
BLS	73.2	73.14	68.65
LLS	71.19	73.49	72.23
Mid	70.14	73.11	70.43
WTI	69.26	71.99	68.17

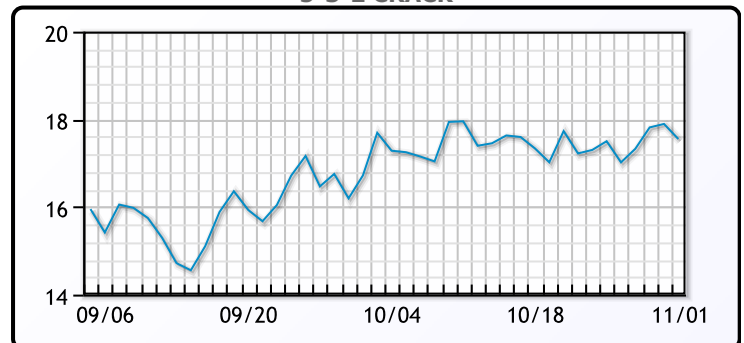
PRODUCTS

	Last	Week Ago	Month Ago
Gulf RBOB	1.904	1.932	1.9041
Gulf ULSD	2.1467	2.1516	2.1052
NYH RBOB	2.1192	2.1948	2.0491
NYH ULSD	2.2363	2.2587	2.1848
USGC 3%	55.59	58.38	56.85

WTI Diffs



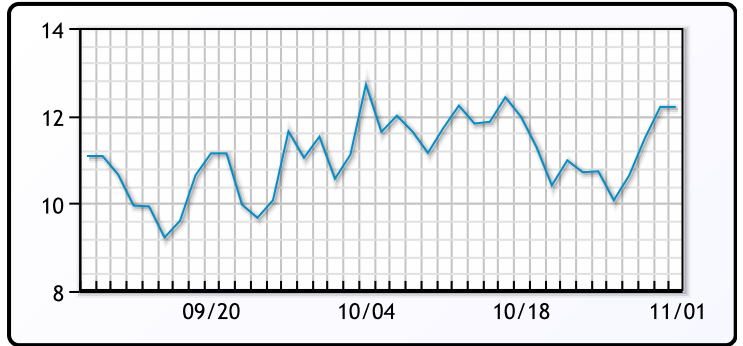
5-3-2 CRACK



3-2-1 Crack



Gulf 3-2-1 Crack



NGLs

MB

	Last	Week Ago	Month Ago
Butane	107.5	107.5	104.25
IsoButane	113.5	111.75	108
Natural Gasoline	149.6	153.6	146.5
Propane	80.75	69.5	69.75

CONWAY

	Last	Week Ago	Month Ago
Butane	116.5	113.5	104.5
IsoButane	116	114	109
Natural Gasoline	153	156.25	149.5
Propane	77	74.625	68.75

MB NON

	Last	Week Ago	Month Ago
Butane	113.5	114.5	108.25
IsoButane	113.5	111.75	108
Natural Gasoline	150.5	153.5	146.5
Propane	80.8	81	74.9

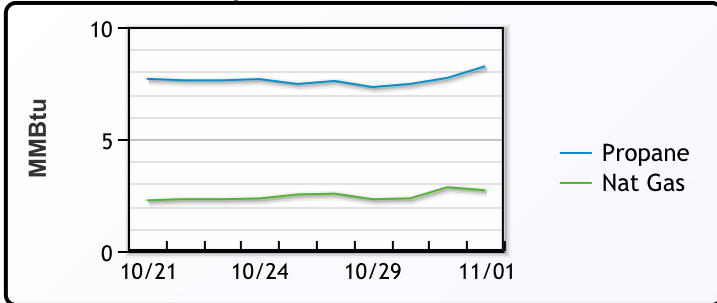
EDMONTON

	Last	Week Ago	Month Ago
Propane	64.8	61.5	58.5

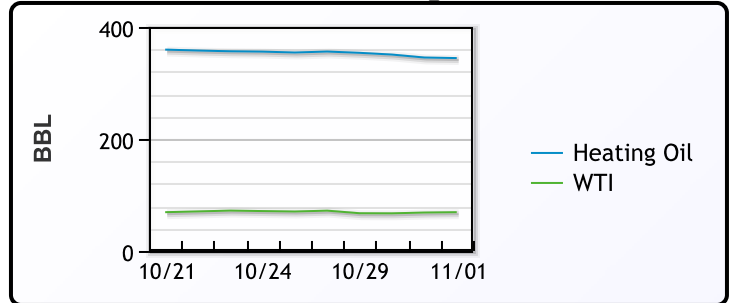
SARNIA

	Last	Week Ago	Month Ago
Propane	82.3	81.8	69

Propane MT.B Tet vs Nat Gas



WTI vs Heating Oil



FX

	Last	Change
CAD	1.3949	0.0015
DXY	104.282	0.306
Gold	2736.53	-7.44

RATES

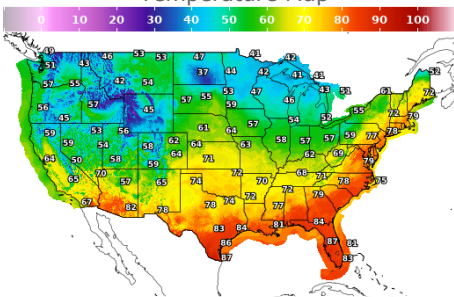
	Last	Change
US 2yr	4.2054	0.0352
US 10yr	4.3836	0.0992
CAN 10yr	3.288	0.069

EQUITIES

	Last	Change
Nasdaq	18239.92	144.77
TSX	1450.05	4.858
S&P 500	5728.8	23.35

Weather Data

Temperature Map



City	HIGH °F	LOW °F
Calgary	40	24
Conway	46	33
Cushing	73	47
Denver	59	41
Houston	83	71
Mont Belvieu	81	69
Sarnia	55	43
Williston	50	32

Precipitation Map

