



MARKET DAILY

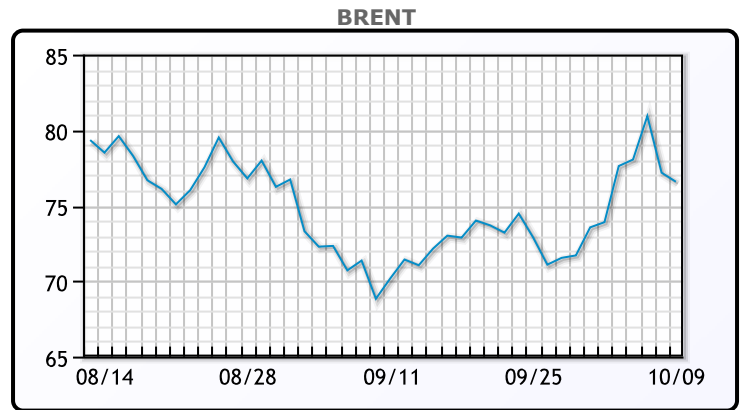
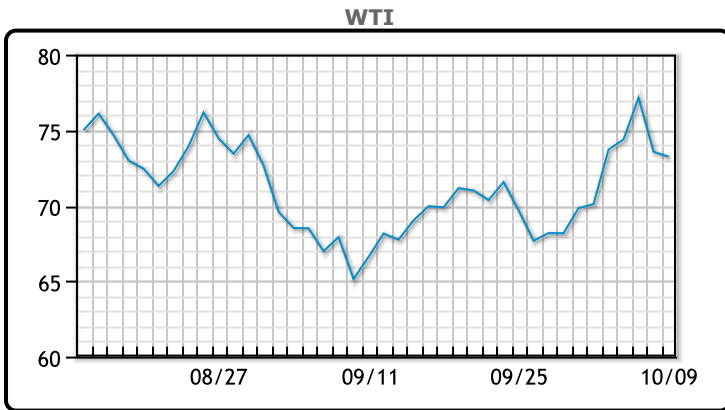
<https://www.pflpetroleum.com>
 1865 Veterans Park Dr. Suite 303
 Naples, Florida 34109
 Phone: 239-390-2885
 Fax: 239-949-0611
 Oct 9, 2024 7:16 PM

Major Energy Futures		
	Settle	Change
Brent	76.58	-0.60
Gas Oil	693	-31
Natural Gas	2.66	-0.073
RBOB	206.64	-0.17
ULSD	227.69	-2.03
WTI	73.24	-0.33

Market Commentary

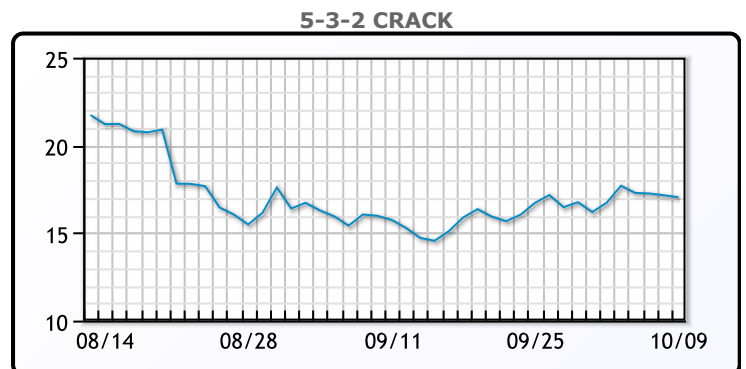
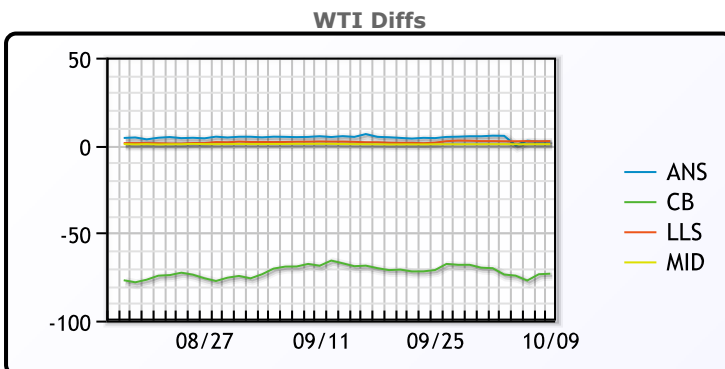
Oil prices fell on Wednesday due to rising U.S. crude inventories, but concerns over potential Iranian supply disruptions from the Middle East conflict and Hurricane Milton limited losses. Brent crude settled at \$76.58 per barrel, down 60 cents (0.8%), and WTI dropped 33 cents (0.5%) to \$73.24. U.S. crude inventories increased by 5.8 million barrels last week, higher than expected, though the impact on prices was softened by significant drawdowns in gasoline and distillate stocks. Concerns over a potential Israeli strike on Iran continued to support oil prices, despite reports of a possible ceasefire with Hezbollah. Additionally, China's sluggish economic growth and its impact on fuel demand kept prices from rising further, with the EIA also downgrading its demand forecast for 2025.

Crude & Product Markets

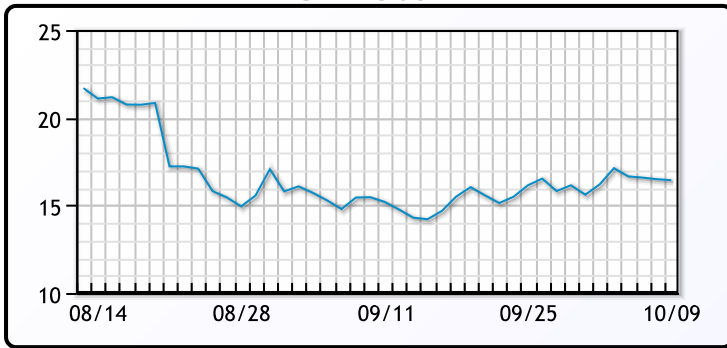


CRUDE			
	Last	Week Ago	Month Ago
ANS	75.52	74.38	73.87
BLS	73.2	73.14	68.65
LLS	75.63	76.68	70.86
Mid	73.89	74.98	69.54
WTI	73.24	74.38	68.71

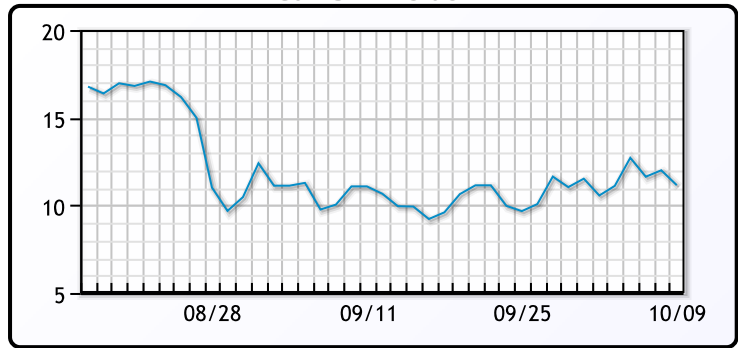
PRODUCTS			
	Last	Week Ago	Month Ago
Gulf RBOB	1.9989	2.0333	1.8729
Gulf ULSD	2.2009	2.2412	2.0729
NYH RBOB	2.2014	2.2433	2.0304
NYH ULSD	2.2794	2.3027	2.1242
USGC 3%	61.29	60.78	54.33



3-2-1 Crack



Gulf 3-2-1 Crack



NGLs

MB

	Last	Week Ago	Month Ago
Butane	103.3	86.8	70.5
IsoButane	115.3	111.5	102.5
Natural Gasoline	151.8	148.5	140.3
Propane	75	74.3	62.5

CONWAY

	Last	Week Ago	Month Ago
Butane	108.3	104	89.5
IsoButane	114.5	110	115
Natural Gasoline	156	153.5	141
Propane	75.5	73.3	65.8

MB NON

	Last	Week Ago	Month Ago
Butane	118.3	111.8	90.5
IsoButane	115.3	111.5	102.5
Natural Gasoline	151.8	148.5	140.3
Propane	80.3	76.3	62.3

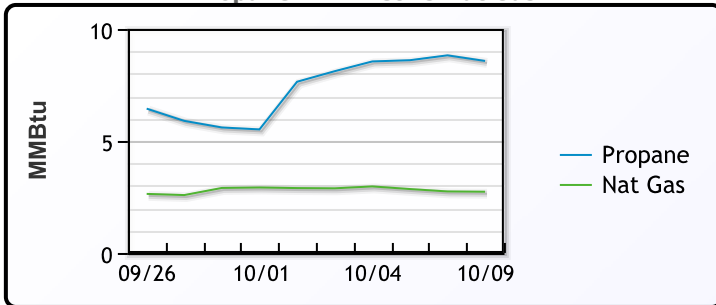
EDMONTON

	Last	Week Ago	Month Ago
Propane	61.5	61.3	49

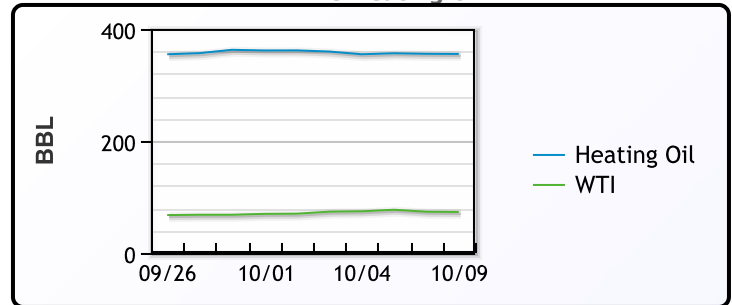
SARNIA

	Last	Week Ago	Month Ago
Propane	91.8	79	70.5

Propane MT.B Tet vs Nat Gas



WTI vs Heating Oil



FX

	Last	Change
CAD	1.3712	0.0001
DXY	102.928	0.379
Gold	2609.19	1.42

RATES

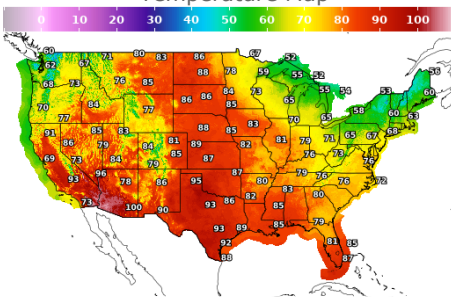
	Last	Change
US 2yr	4.0215	0.0633
US 10yr	4.0726	0.0607
CAN 10yr	3.258	0.022

EQUITIES

	Last	Change
Nasdaq	18291.62	108.7
TSX	1452.1	10.153
S&P 500	5792.04	40.91

Weather Data

Temperature Map



City	HIGH °F	LOW °F
Calgary	57	42
Conway	74	48
Cushing	87	60
Denver	78	61
Houston	88	67
Mont Belvieu	86	59
Sarnia	59	41
Williston	82	56

Precipitation Map

