



# MARKET DAILY

<https://www.pflpetroleum.com>  
 1865 Veterans Park Dr. Suite 303  
 Naples, Florida 34109  
 Phone: 239-390-2885  
 Fax: 239-949-0611  
 Oct 3, 2024 8:35 PM

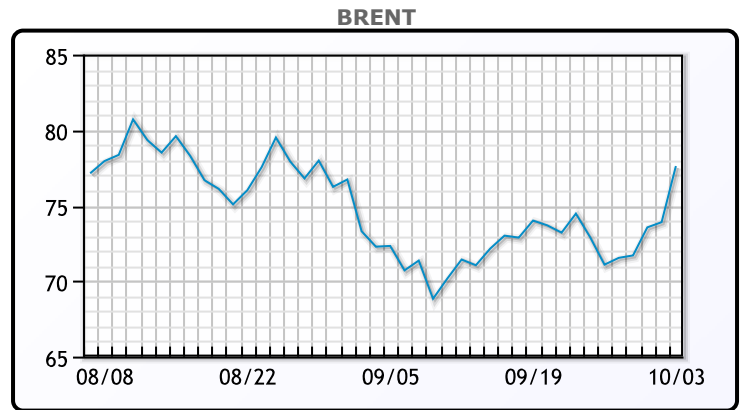
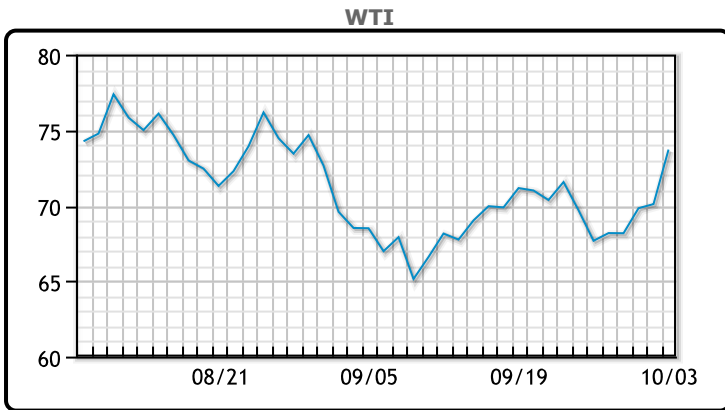
Major Energy Futures		
	Settle	Change
Brent	77.62	3.72
Gas Oil	693	23.5
Natural Gas	2.97	0.084
RBOB	209.26	10.67
ULSD	229.47	11.26
WTI	73.71	3.61

**Market Commentary**

Oil prices surged on Thursday as fears escalated that the Middle East conflict could threaten global oil supplies. Brent crude rose by \$3.72 (5.03%) to settle at \$77.62 per barrel, while U.S. West Texas Intermediate (WTI) increased by \$3.61 (5.15%) to \$73.71. Both benchmarks reached one-month highs, driven by concerns that Israel might target Iranian oil infrastructure, which could lead to retaliation from Tehran. U.S. President Joe Biden commented on potential Israeli strikes on Iranian oil facilities, saying discussions were ongoing, though nothing was imminent. Analysts warned that such actions could disrupt the Strait of Hormuz, through which about 20% of the world's oil passes, or prompt Iran to retaliate against Saudi oil facilities, as seen in a 2019 attack.

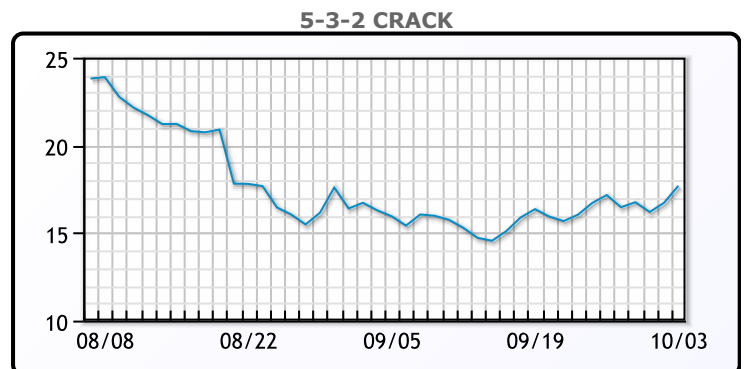
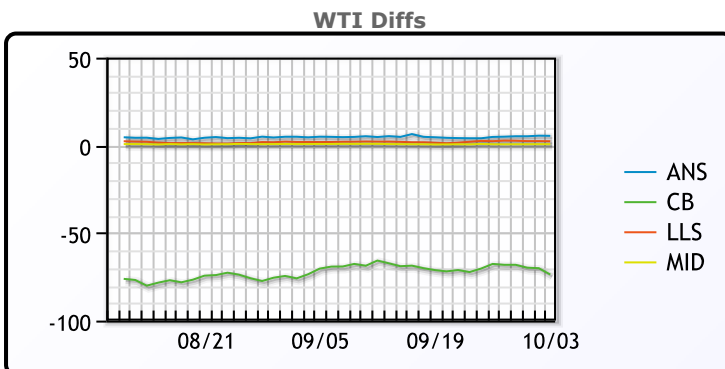
While supply concerns mounted, the Energy Information Administration reported a 3.9 million-barrel rise in U.S. crude inventories, suggesting the market remains well-supplied. OPEC's spare production capacity also helped temper fears, indicating that the organization could compensate for any disruption to Iranian oil output.

## Crude & Product Markets

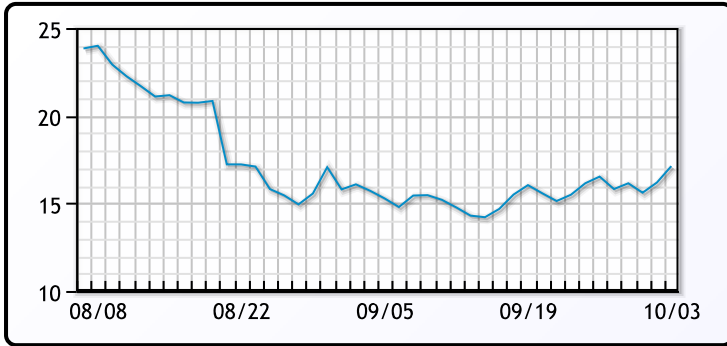


	Last	Week Ago	Month Ago
ANS	79.1	73.08	75.24
BLS	73.2	73.14	68.65
LLS	76.01	70.85	72.19
Mid	74.36	68.75	71.1
WTI	73.71	68.18	70.34

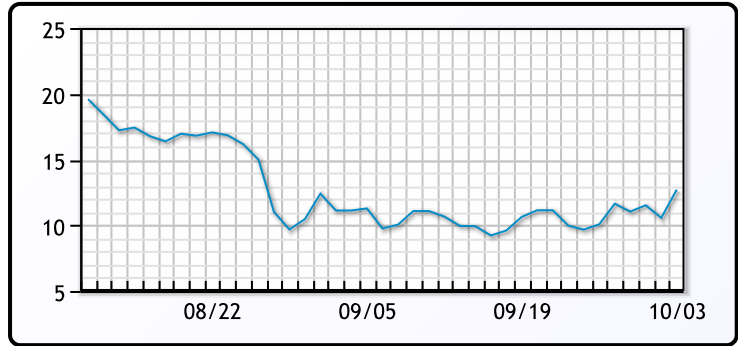
	Last	Week Ago	Month Ago
Gulf RBOB	2.0576	1.8795	1.9077
Gulf ULSD	2.2222	2.0903	2.1355
NYH RBOB	2.2426	2.043	2.1022
NYH ULSD	2.304	2.1483	2.2055
USGC 3%	60.27	54.84	56.33



3-2-1 Crack



Gulf 3-2-1 Crack



NGLs

MB

	Last	Week Ago	Month Ago
Butane	91.8	81.3	79
IsoButane	112.8	101.3	109
Natural Gasoline	155.8	139.8	143.1
Propane	78.3	54	72.8

MB NON

	Last	Week Ago	Month Ago
Butane	116.8	101.3	99
IsoButane	112.8	101.3	109
Natural Gasoline	155.8	139.8	143.1
Propane	82.5	59	72.1

CONWAY

	Last	Week Ago	Month Ago
Butane	106.3	98.8	96.5
IsoButane	114	104	118.5
Natural Gasoline	156	139.8	143.5
Propane	78	63.4	70.3

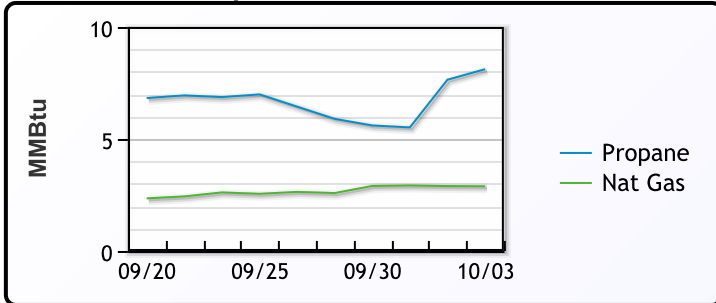
EDMONTON

	Last	Week Ago	Month Ago
Propane	64	51.4	47.8

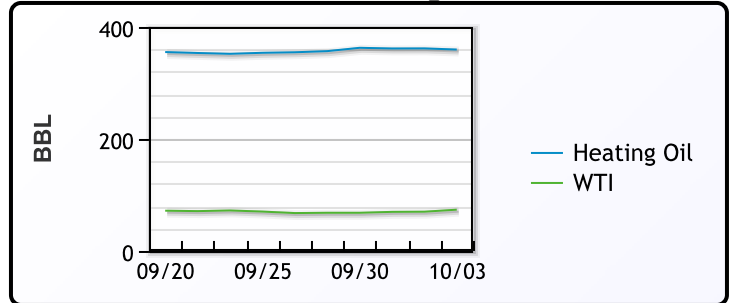
SARNIA

	Last	Week Ago	Month Ago
Propane	79	75.5	82.5

Propane MT.B Tet vs Nat Gas



WTI vs Heating Oil



FX

	Last	Change
CAD	1.3548	-0.0007
DXY	101.885	-0.104
Gold	2656.52	0.63

RATES

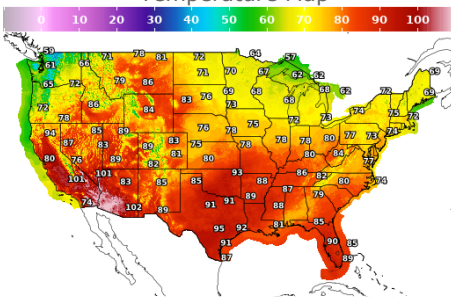
	Last	Change
US 2yr	3.6909	-0.0144
US 10yr	3.84	-0.0058
CAN 10yr	3.095	0.069

EQUITIES

	Last	Change
Nasdaq	17918.47	-6.65
TSX	1434.294	-3.17
S&P 500	5699.94	-9.6

Weather Data

Temperature Map



City	HIGH °F	LOW °F
Calgary	54	32
Conway	57	42
Cushing	94	65
Denver	72	63
Houston	92	76
Mont Belvieu	88	69
Sarnia	74	52
Williston	61	41

Precipitation Map

