



MARKET DAILY

<https://www.pflpetroleum.com>
 1865 Veterans Park Dr. Suite 303
 Naples, Florida 34109
 Phone: 239-390-2885
 Fax: 239-949-0611
 Oct 31, 2024 5:26 PM

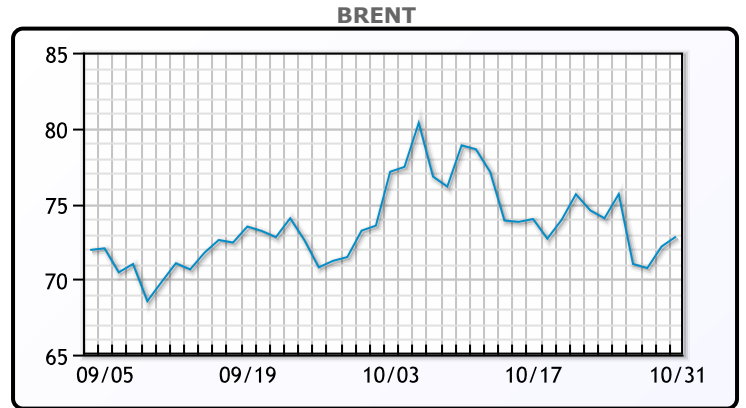
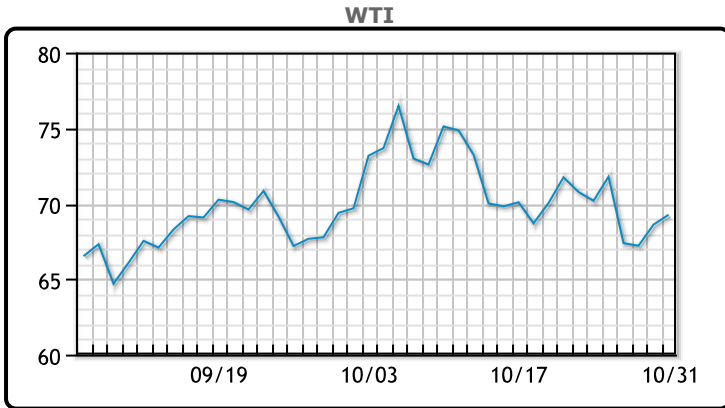
Major Energy Futures		
	Settle	Change
Brent	74.26	2.10
Gas Oil	669	22.5
Natural Gas	2.707	-0.014
RBOB	200.35	4.39
ULSD	221.95	5.39
WTI	70.76	2.15

Market Commentary

Oil prices surged on Thursday, jumping over \$2 a barrel in post-settlement trading after reports suggested that Iran might launch an attack on Israel from Iraqi territory in the coming days. Brent crude futures rose \$2.10, or 2.91%, to \$74.26, while WTI crude climbed \$2.15, or 3.13%, to \$70.76. Reports indicate the attack, expected to involve drones and missiles, could be Iran's attempt to avoid direct confrontation by using pro-Iran militias in Iraq.

Meanwhile, oil markets were also bolstered by signs that OPEC+ may delay a planned production increase, with a final decision expected at its December 1 meeting. In addition, manufacturing growth in China, the world's largest oil importer, showed improvement for the first time in six months, hinting that recent stimulus efforts are gaining traction. "International events have converged... that could see oil markets in for a bumpy ride in early November," noted Rystad Energy analyst Sahdev, pointing to the U.S. election, Chinese demand concerns, and Middle Eastern tensions.

Crude & Product Markets

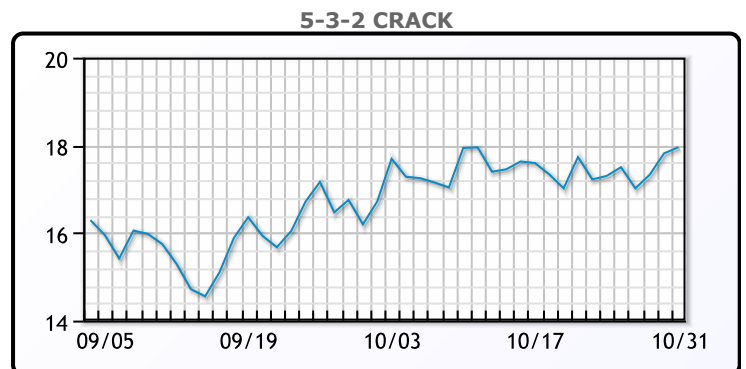
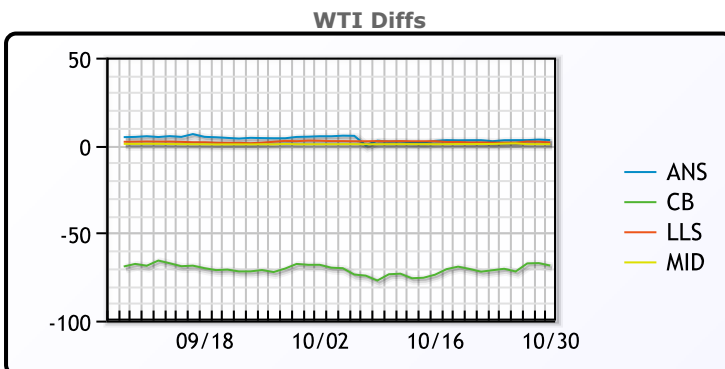


CRUDE

	Last	Week Ago	Month Ago
ANS	71.58	74.94	73.32
BLS	73.2	73.14	68.65
LLS	70.21	73.49	70.77
Mid	69.28	73.11	68.77
WTI	68.61	71.99	68.17

PRODUCTS

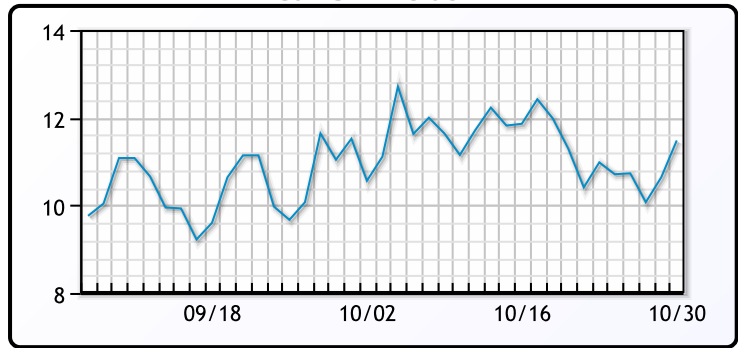
	Last	Week Ago	Month Ago
Gulf RBOB	1.8615	1.932	1.8951
Gulf ULSD	2.112	2.1516	2.0879
NYH RBOB	2.1083	2.1948	2.0151
NYH ULSD	2.2022	2.2587	2.155
USGC 3%	55.39	58.38	54.25



3-2-1 Crack



Gulf 3-2-1 Crack



NGLs

MB

	Last	Week Ago	Month Ago
Butane	107.25	105	98.75
IsoButane	114	110	105
Natural Gasoline	147.5	149.8	141
Propane	75.5	68.25	50.5

CONWAY

	Last	Week Ago	Month Ago
Butane	113.5	111	100.5
IsoButane	117	113	106
Natural Gasoline	151.5	152	147.25
Propane	74.25	71	64.75

MB NON

	Last	Week Ago	Month Ago
Butane	114.25	112	102.75
IsoButane	114	110	105
Natural Gasoline	149.5	149.75	142.25
Propane	81.9	76.8	69

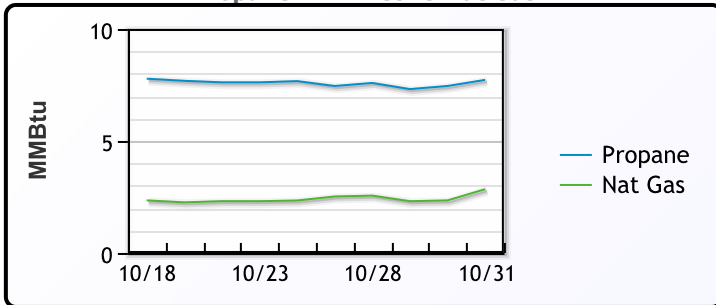
EDMONTON

	Last	Week Ago	Month Ago
Propane	62.8	58	52

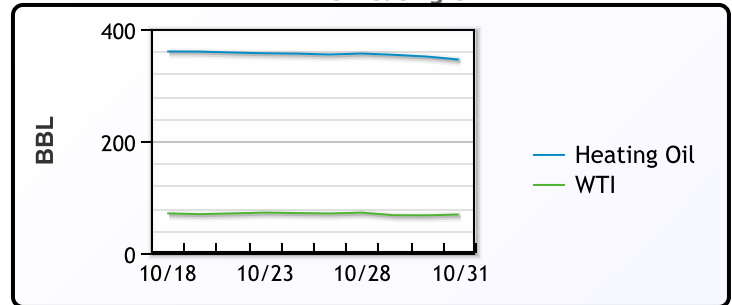
SARNIA

	Last	Week Ago	Month Ago
Propane	82.3	86.3	69

Propane MT.B Tet vs Nat Gas



WTI vs Heating Oil



FX

	Last	Change
CAD	1.3921	0.0017
DXY	103.907	-0.087
Gold	2747.64	-39.97

RATES

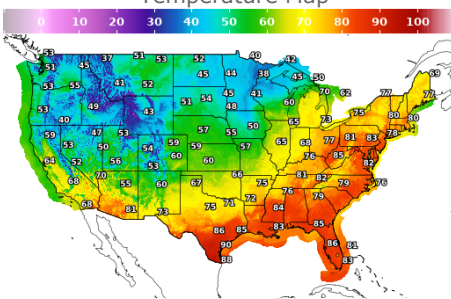
	Last	Change
US 2yr	4.1558	-0.0268
US 10yr	4.2763	-0.0241
CAN 10yr	3.215	-0.047

EQUITIES

	Last	Change
Nasdaq	18095.15	-512.78
TSX	1445.74	-20.155
S&P 500	5716.61	-97.06

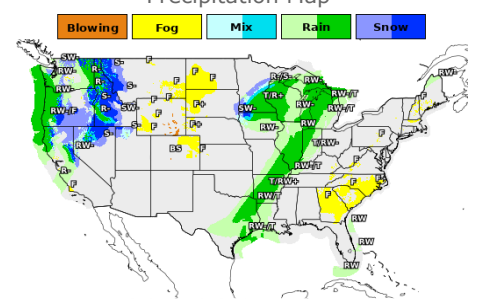
Weather Data

Temperature Map



City	HIGH °F	LOW °F
Calgary	41	26
Conway	41	30
Cushing	63	47
Denver	58	37
Houston	83	75
Mont Belvieu	83	73
Sarnia	72	58
Williston	52	33

Precipitation Map



This report has been prepared by PFL Petroleum Limited personnel for your information only and the views expressed are intended to provide market commentary and are not recommendations. This report is not an offer to sell or a solicitation of any offer to buy any security. The information contained herein has been compiled by PFL from sources believed to be reliable, but no representation or warranty, express or implied, is made by PFL Petroleum Limited, its affiliates or any other person as to its accuracy, completeness or correctness. Copyright 2017 PFL Petroleum Limited. All Rights Reserved