



MARKET DAILY

<https://www.pflpetroleum.com>
 1865 Veterans Park Dr. Suite 303
 Naples, Florida 34109
 Phone: 239-390-2885
 Fax: 239-949-0611
 Oct 30, 2024 4:12 PM

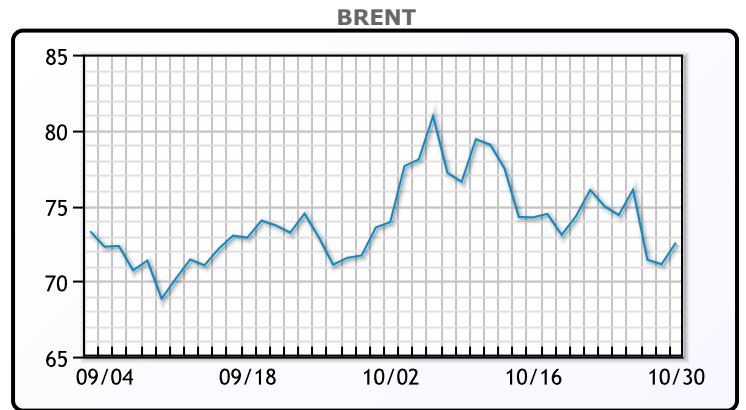
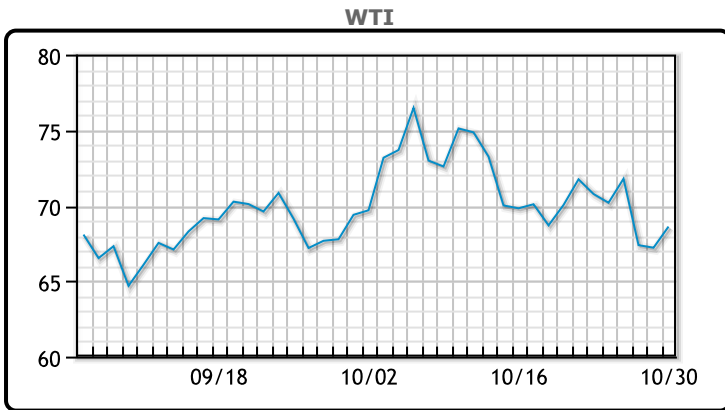
Major Energy Futures		
	Settle	Change
Brent	72.55	1.43
Gas Oil	658.75	-8.25
Natural Gas	2.845	-0.004
RBOB	199.57	-1.46
ULSD	218.76	0.51
WTI	68.61	1.40

Market Commentary

Oil prices rebounded on Wednesday, rising more than 2% following unexpected declines in U.S. crude and gasoline inventories. Brent crude futures settled up \$1.43, or 2.01%, at \$72.55 a barrel, while U.S. West Texas Intermediate (WTI) crude rose \$1.40, or 2.08%, to \$68.61. The Energy Information Administration reported that U.S. gasoline stockpiles fell to a two-year low amid increased demand, while crude inventories also saw a surprise drawdown due to slipping imports from major suppliers, including Saudi Arabia.

Analysts noted that OPEC+ might delay a planned oil output increase set for December, citing concerns over soft demand and rising supply. "OPEC+ has always advised that the unwinding of voluntary supply cuts would be subject to market conditions," said Harry Tchilinguirian, head of research at Onyx Capital Group. A decision on whether to postpone the increase could come as early as next week, with the group scheduled to meet on December 1 to reassess its policy.

Crude & Product Markets

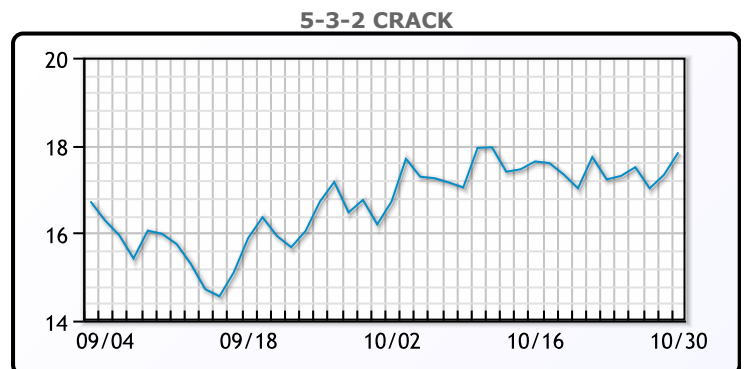
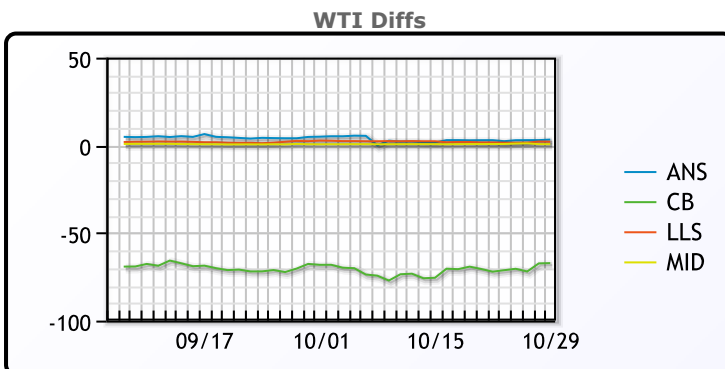


CRUDE

	Last	Week Ago	Month Ago
ANS	70.46	73.34	73.08
BLS	73.2	73.14	68.65
LLS	69.25	71.9	70.85
Mid	67.86	71.42	68.75
WTI	67.21	70.44	68.18

PRODUCTS

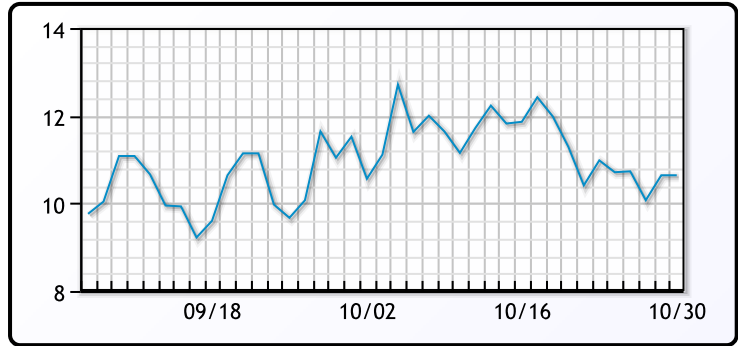
	Last	Week Ago	Month Ago
Gulf RBOB	1.8189	1.8898	1.8795
Gulf ULSD	2.0686	2.1259	2.0903
NYH RBOB	2.0669	2.1427	2.043
NYH ULSD	2.1358	2.2154	2.1483
USGC 3%	53.85	57.2	54.84



3-2-1 Crack



Gulf 3-2-1 Crack



NGLs

MB

	Last	Week Ago	Month Ago
Butane	107	108	98.75
IsoButane	114.25	109.75	105
Natural Gasoline	144.5	151.5	142
Propane	70.75	70.25	50.5

CONWAY

	Last	Week Ago	Month Ago
Butane	112.5	110	100.5
IsoButane	116.25	112.5	106
Natural Gasoline	150.5	153	147.25
Propane	74.75	70.5	64.75

MB NON

	Last	Week Ago	Month Ago
Butane	114	112	102.75
IsoButane	114.25	109.75	105
Natural Gasoline	148	150	142.25
Propane	79.8	75.8	67

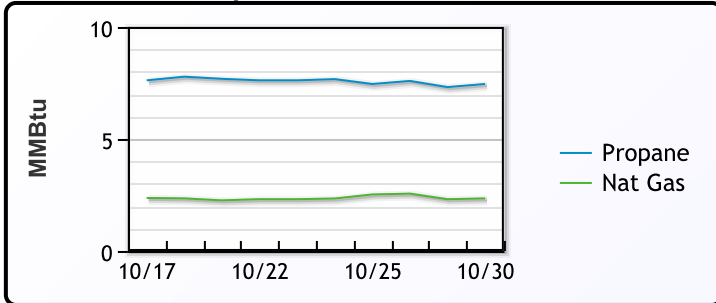
EDMONTON

	Last	Week Ago	Month Ago
Propane	61	57	53

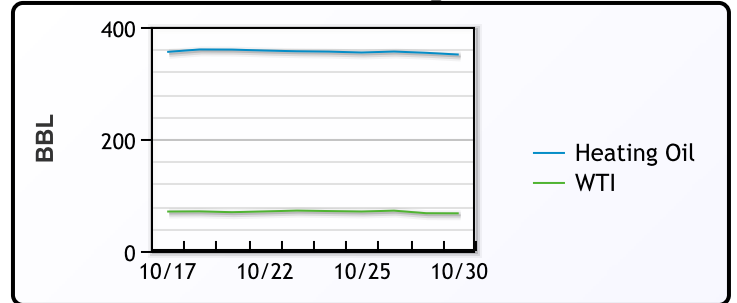
SARNIA

	Last	Week Ago	Month Ago
Propane	81.8	86.3	69

Propane MT.B Tet vs Nat Gas



WTI vs Heating Oil



FX

	Last	Change
CAD	1.3897	-0.0018
DXY	104.065	-0.251
Gold	2784.89	10.15

RATES

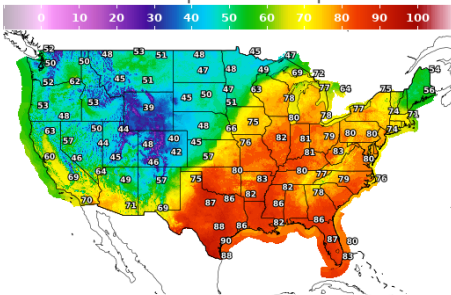
	Last	Change
US 2yr	4.1682	0.072
US 10yr	4.2883	0.0342
CAN 10yr	3.258	0.012

EQUITIES

	Last	Change
Nasdaq	18607.93	-104.82
TSX	1465.08	-4.534
S&P 500	5813.72	-19.2

Weather Data

Temperature Map



City	HIGH °F	LOW °F
Calgary	47	28
Conway	46	36
Cushing	80	67
Denver	42	37
Houston	84	74
Mont Belvieu	82	72
Sarnia	74	65
Williston	46	31

Precipitation Map

