



MARKET DAILY

<https://www.pflpetroleum.com>
 1865 Veterans Park Dr. Suite 303
 Naples, Florida 34109
 Phone: 239-390-2885
 Fax: 239-949-0611
 Oct 29, 2024 7:01 PM

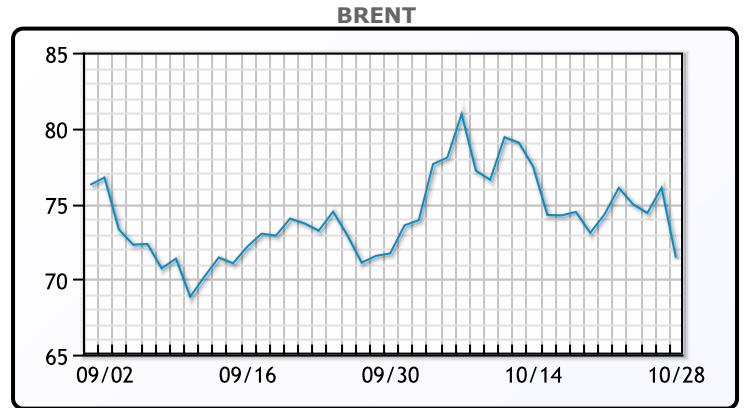
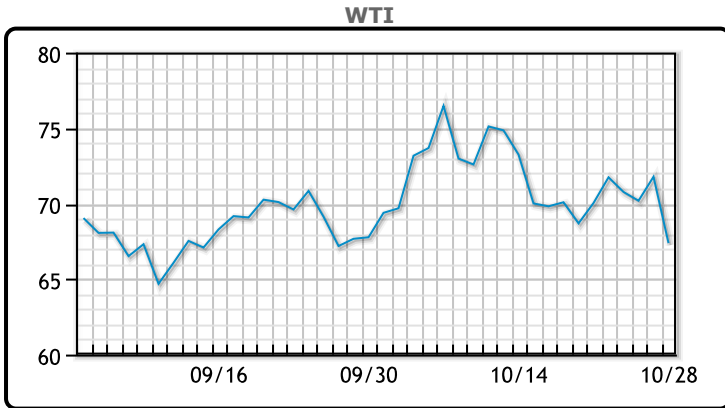
Major Energy Futures		
	Settle	Change
Brent	71.12	-0.30
Gas Oil	644.5	-31.75
Natural Gas	2.309	-0.251
RBOB	196.64	-11.21
ULSD	212.86	-10.95
WTI	67.21	-0.17

Market Commentary

Oil prices closed slightly lower on Tuesday, following a steep 6% drop on Monday, as reports surfaced of potential diplomatic efforts in the Middle East. Brent crude futures fell 30 cents, or 0.4%, to settle at \$71.12 a barrel, while U.S. West Texas Intermediate (WTI) crude slipped 17 cents, or 0.3%, to \$67.21 a barrel. The declines came after news that Israeli Prime Minister Benjamin Netanyahu would discuss a diplomatic solution to the conflict in Lebanon, with Axios reporting that he plans to meet with military and intelligence leaders on the matter. Meanwhile, Iran responded to Israel's recent military action, saying it would "use all available tools," according to Iranian Foreign Ministry spokesperson Esmaeil Baghaei.

Oil demand concerns added to market pressure, with weaker Chinese imports weighing on prices despite hopes for economic stimulus from Chinese President Xi Jinping. "Markets tried to stage a modest recovery," said Andrew Lipow, president of Lipow Oil Associates, but they remain "under pressure from lackluster demand from China and worries about increasing supply."

Crude & Product Markets

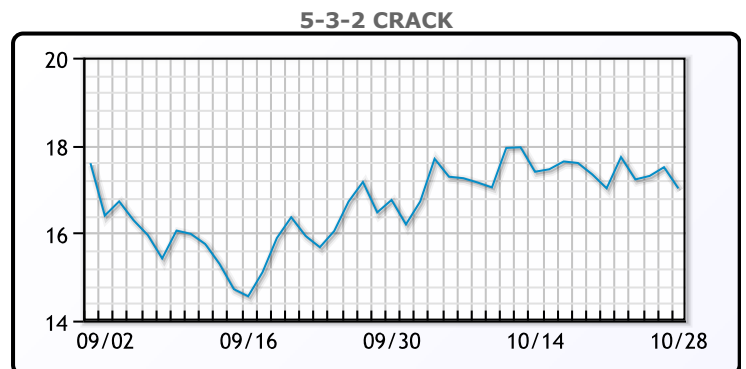
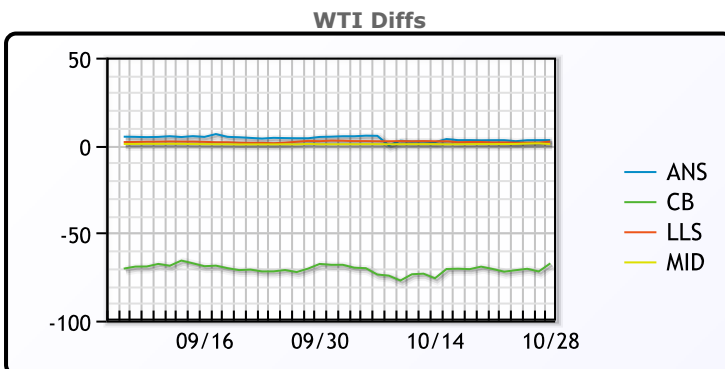


CRUDE

	Last	Week Ago	Month Ago
ANS	70.33	73.6	73.08
BLS	73.2	73.14	68.65
LLS	69.52	72.76	70.85
Mid	68.04	72.01	68.75
WTI	67.38	71.26	68.18

PRODUCTS

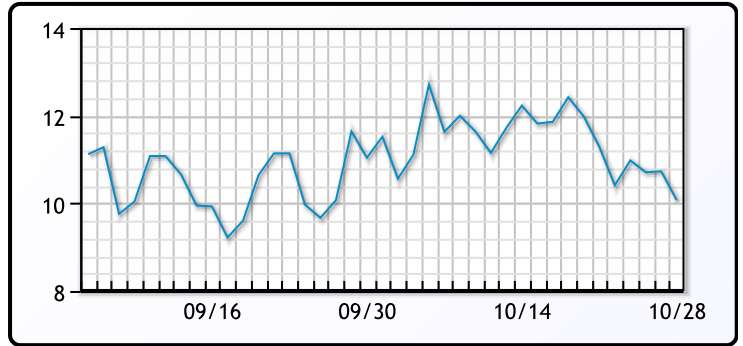
	Last	Week Ago	Month Ago
Gulf RBOB	1.8207	1.9156	1.8795
Gulf ULSD	2.0438	2.1311	2.0903
NYH RBOB	2.079	2.1739	2.043
NYH ULSD	2.1495	2.2371	2.1483
USGC 3%	54.52	57.71	54.84



3-2-1 Crack



Gulf 3-2-1 Crack



NGLs

MB

	Last	Week Ago	Month Ago
Butane	102	92	82
IsoButane	111.4	109.8	103.3
Natural Gasoline	144	148	142
Propane	67.4	69.3	51.3

CONWAY

	Last	Week Ago	Month Ago
Butane	110.3	107.5	98.8
IsoButane	111.3	111	103
Natural Gasoline	148.9	146.5	144.1
Propane	72.8	69	65

MB NON

	Last	Week Ago	Month Ago
Butane	113	107	102
IsoButane	111.4	109.8	103.3
Natural Gasoline	144	148	142
Propane	78.6	74.4	67

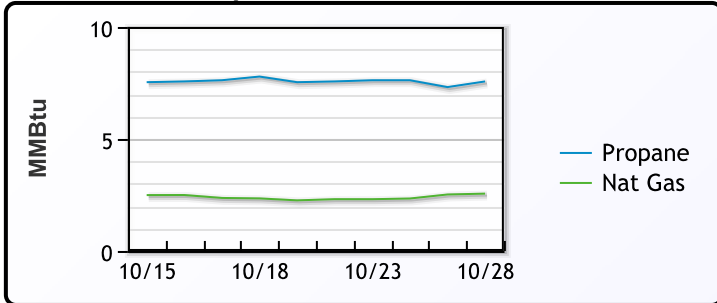
EDMONTON

	Last	Week Ago	Month Ago
Propane	60.8	56	53

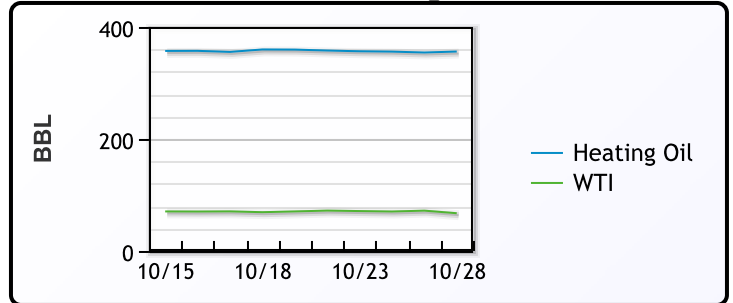
SARNIA

	Last	Week Ago	Month Ago
Propane	81.8	86.3	69

Propane MT.B Tet vs Nat Gas



WTI vs Heating Oil



FX

	Last	Change
CAD	1.389	0
DXY	104.251	-0.065
Gold	2744.45	1.99

RATES

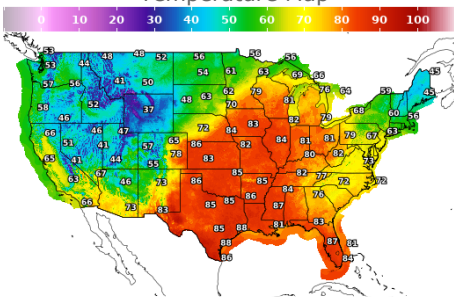
	Last	Change
US 2yr	4.125	-0.0127
US 10yr	4.266	-0.0161
CAN 10yr	3.27	0.013

EQUITIES

	Last	Change
Nasdaq	18567.19	48.58
TSX	1470.885	7.932
S&P 500	5823.52	15.4

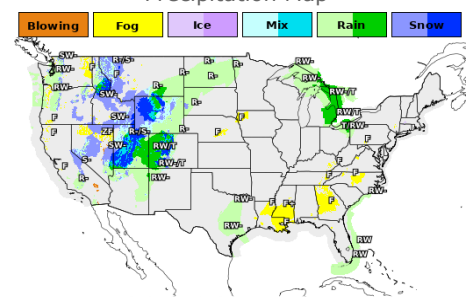
Weather Data

Temperature Map



City	HIGH °F	LOW °F
Calgary	41	27
Conway	51	42
Cushing	84	69
Denver	70	45
Houston	85	75
Mont Belvieu	82	72
Sarnia	72	47
Williston	50	42

Precipitation Map



This report has been prepared by PFL Petroleum Limited personnel for your information only and the views expressed are intended to provide market commentary and are not recommendations. This report is not an offer to sell or a solicitation of any offer to buy any security. The information contained herein has been compiled by PFL from sources believed to be reliable, but no representation or warranty, express or implied, is made by PFL Petroleum Limited, its affiliates or any other person as to its accuracy, completeness or correctness. Copyright 2017 PFL Petroleum Limited. All Rights Reserved