



# MARKET DAILY

<https://www.pflpetroleum.com>  
 1865 Veterans Park Dr. Suite 303  
 Naples, Florida 34109  
 Phone: 239-390-2885  
 Fax: 239-949-0611  
 Oct 28, 2024 8:07 PM

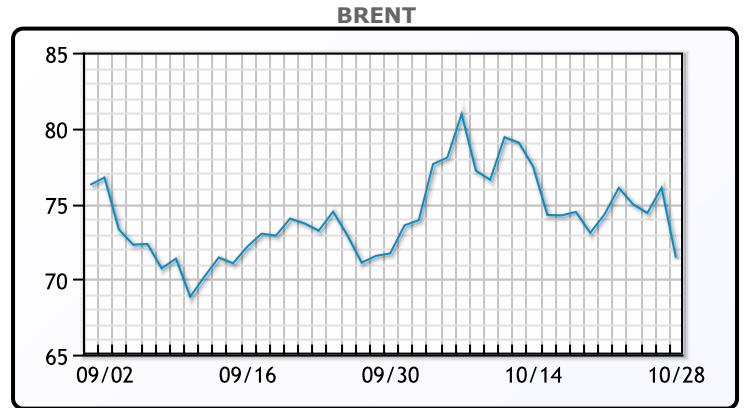
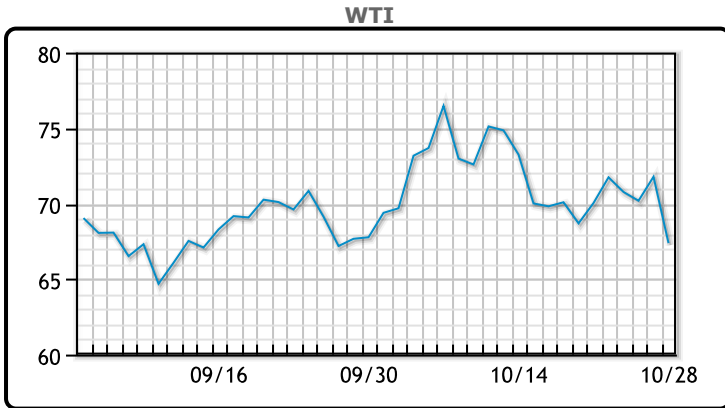
Major Energy Futures		
	Settle	Change
Brent	71.42	-4.63
Gas Oil	644.5	-31.75
Natural Gas	2.309	-0.251
RBOB	196.64	-11.21
ULSD	212.86	-10.95
WTI	67.38	-4.40

**Market Commentary**

Oil prices plummeted over 6% on Monday after Israel's retaliatory strikes against Iran targeted military sites rather than oil or nuclear facilities, alleviating fears of disruptions to energy supplies. Brent crude fell \$4.63, or 6.09%, to settle at \$71.42 a barrel, while U.S. West Texas Intermediate (WTI) dropped \$4.40, or 6.13%, closing at \$67.38 a barrel. Both benchmarks opened at their lowest since Oct. 1, reflecting a reduced geopolitical risk premium.

"Obviously, this is a perfect example of a headline-driven market," noted Phil Flynn, senior analyst at Price Futures Group, emphasizing the market's sensitivity to developments in the Middle East amid ongoing uncertainty. Last week, oil prices had gained about 4% as traders assessed potential volatility around the U.S. election and Israel's anticipated response to Iran's Oct. 1 missile attack.

## Crude & Product Markets

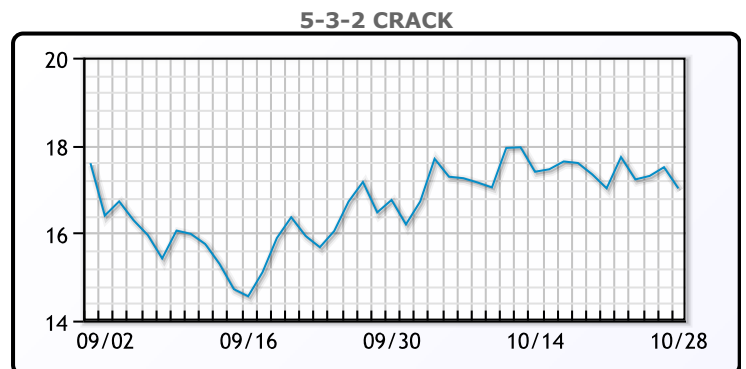
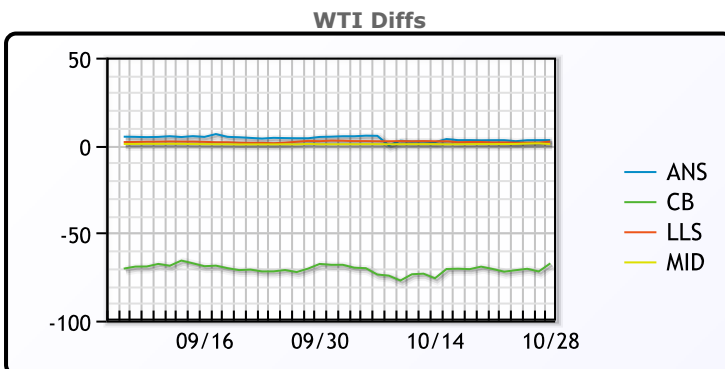


**CRUDE**

	Last	Week Ago	Month Ago
ANS	70.33	73.6	73.08
BLS	73.2	73.14	68.65
LLS	69.52	72.76	70.85
Mid	68.04	72.01	68.75
WTI	67.38	71.26	68.18

**PRODUCTS**

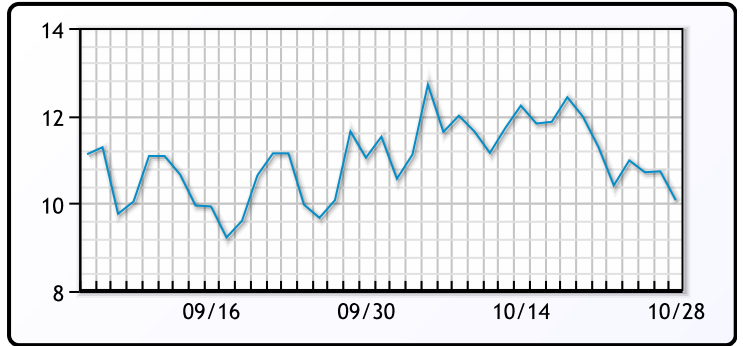
	Last	Week Ago	Month Ago
Gulf RBOB	1.8207	1.9156	1.8795
Gulf ULSD	2.0438	2.1311	2.0903
NYH RBOB	2.079	2.1739	2.043
NYH ULSD	2.1495	2.2371	2.1483
USGC 3%	54.52	57.71	54.84



3-2-1 Crack



Gulf 3-2-1 Crack



NGLs

MB

	Last	Week Ago	Month Ago
Butane	102	92	82
IsoButane	111.4	109.8	103.3
Natural Gasoline	144	148	142
Propane	67.4	69.3	51.3

CONWAY

	Last	Week Ago	Month Ago
Butane	110.3	107.5	98.8
IsoButane	111.3	111	103
Natural Gasoline	148.9	146.5	144.1
Propane	72.8	69	65

MB NON

	Last	Week Ago	Month Ago
Butane	113	107	102
IsoButane	111.4	109.8	103.3
Natural Gasoline	144	148	142
Propane	78.6	74.4	67

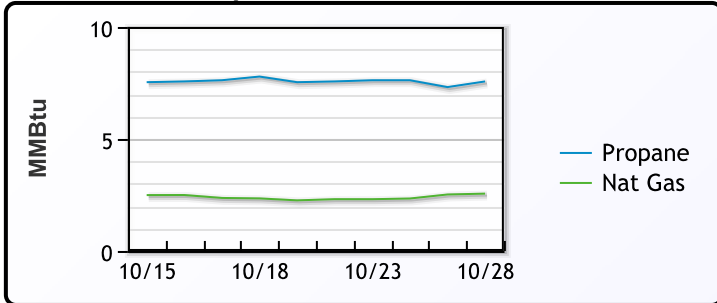
EDMONTON

	Last	Week Ago	Month Ago
Propane	60.8	56	53

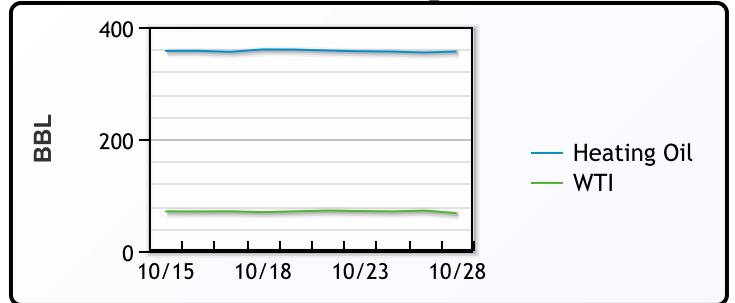
SARNIA

	Last	Week Ago	Month Ago
Propane	81.8	86.3	69

Propane MT.B Tet vs Nat Gas



WTI vs Heating Oil



FX

	Last	Change
CAD	1.389	0
DXY	104.251	-0.065
Gold	2744.45	1.99

RATES

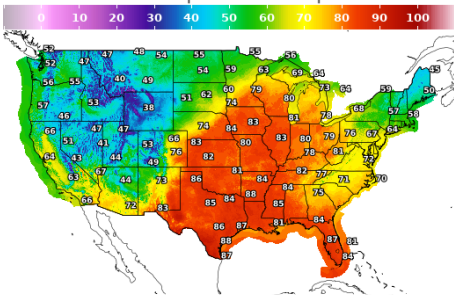
	Last	Change
US 2yr	4.125	-0.0127
US 10yr	4.266	-0.0161
CAN 10yr	3.27	0.013

EQUITIES

	Last	Change
Nasdaq	18567.19	48.58
TSX	1470.885	7.932
S&P 500	5823.52	15.4

Weather Data

Temperature Map



City	HIGH °F	LOW °F
Calgary	45	34
Conway	64	42
Cushing	89	64
Denver	77	57
Houston	88	72
Mont Belvieu	82	69
Sarnia	58	43
Williston	58	46

Precipitation Map

