



MARKET DAILY

<https://www.pflpetroleum.com>
 1865 Veterans Park Dr. Suite 303
 Naples, Florida 34109
 Phone: 239-390-2885
 Fax: 239-949-0611
 Oct 25, 2024 6:25 PM

Major Energy Futures		
	Settle	Change
Brent	74.38	1.67
Gas Oil	666.75	-5.75
Natural Gas	2.522	0.18
RBOB	202.77	-1.37
ULSD	220.23	-1.93
WTI	71.78	1.59

Market Commentary

Oil prices closed higher on Friday, rising \$1.67 (2.25%) to settle at \$76.05 per barrel for Brent crude and \$1.59 (2.27%) to \$71.78 for U.S. West Texas Intermediate (WTI) crude. These gains contributed to a 4% weekly increase for Brent and a 3.7% rise for WTI. Investors assessed geopolitical risks from the ongoing Middle East conflict and upcoming U.S. election, both adding to market uncertainty.

Phil Flynn, senior analyst at Price Futures Group, noted that markets appear to be in a holding pattern until there is more clarity on Israel's conflict and the election's impact. Additionally, increased global investments in the U.S. dollar and expectations of volatility ahead of elections in both the U.S. and Japan are influencing investor behavior.

Crude & Product Markets

WTI



BRENT



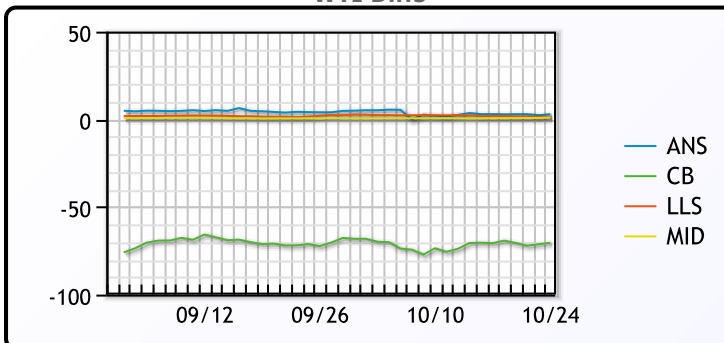
CRUDE

	Last	Week Ago	Month Ago
ANS	73.34	72.04	76.33
BLS	73.2	73.14	68.65
LLS	71.9	71.12	74.32
Mid	71.42	69.91	72.85
WTI	70.44	69.22	72.32

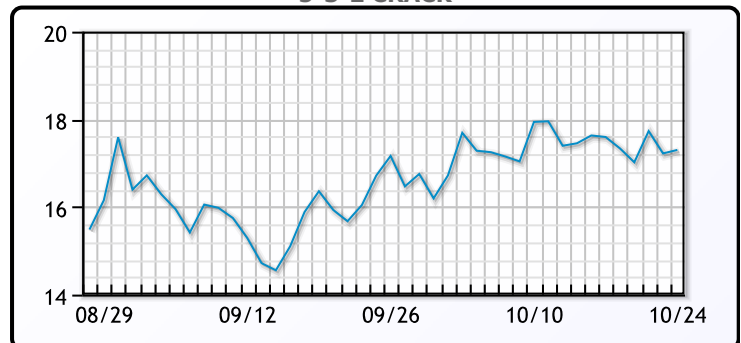
PRODUCTS

	Last	Week Ago	Month Ago
Gulf RBOB	1.8898	1.907	1.9405
Gulf ULSD	2.1259	2.0727	2.1185
NYH RBOB	2.1427	2.1185	2.0756
NYH ULSD	2.2154	2.1815	2.158
USGC 3%	57.2	57.79	57.63

WTI Diffs



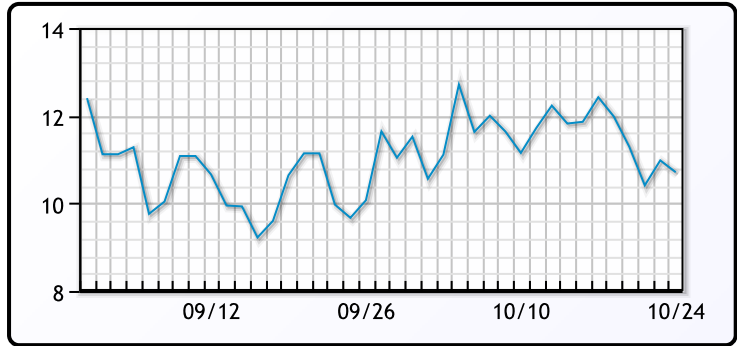
5-3-2 CRACK



3-2-1 Crack



Gulf 3-2-1 Crack



NGLs

MB

	Last	Week Ago	Month Ago
Butane	102.3	98	84.8
IsoButane	110	110	104
Natural Gasoline	149.3	148	145.8
Propane	67	71.3	64

CONWAY

	Last	Week Ago	Month Ago
Butane	111	110	103.9
IsoButane	111.5	113.5	106
Natural Gasoline	151	149	150
Propane	72.3	70.3	67

MB NON

	Last	Week Ago	Month Ago
Butane	112.3	113	104.8
IsoButane	110	110	104
Natural Gasoline	149.3	148	145.8
Propane	78.5	76	67.3

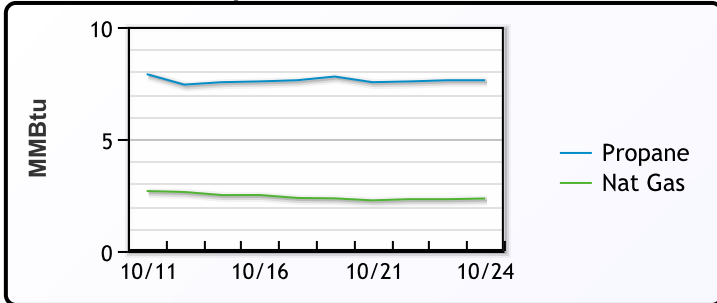
EDMONTON

	Last	Week Ago	Month Ago
Propane	60.3	59.3	55

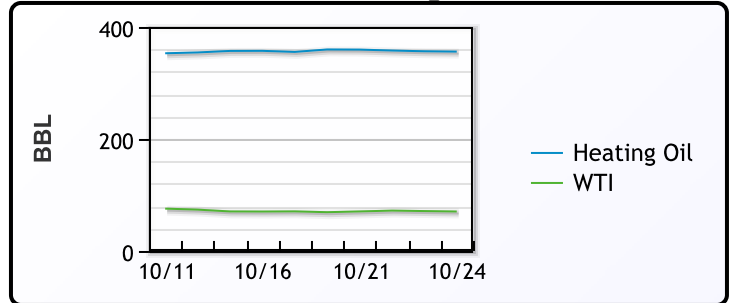
SARNIA

	Last	Week Ago	Month Ago
Propane	86.3	83.3	75.5

Propane MT.B Tet vs Nat Gas



WTI vs Heating Oil



FX

	Last	Change
CAD	1.3854	-0.0001
DXY	104.058	-0.373
Gold	2734.77	-1.4

RATES

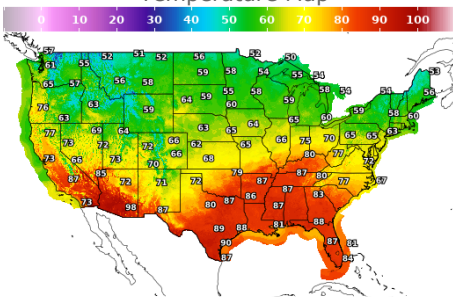
	Last	Change
US 2yr	4.0787	0.0008
US 10yr	4.2118	-0.0338
CAN 10yr	3.24	-0.024

EQUITIES

	Last	Change
Nasdaq	18415.49	138.84
TSX	1468.241	-3.083
S&P 500	5809.86	12.44

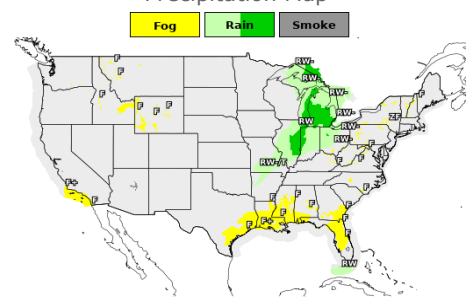
Weather Data

Temperature Map



City	HIGH °F	LOW °F
Calgary	44	29
Conway	51	40
Cushing	78	58
Denver	64	49
Houston	89	71
Mont Belvieu	84	68
Sarnia	54	44
Williston	54	36

Precipitation Map



This report has been prepared by PFL Petroleum Limited personnel for your information only and the views expressed are intended to provide market commentary and are not recommendations. This report is not an offer to sell or a solicitation of any offer to buy any security. The information contained herein has been compiled by PFL from sources believed to be reliable, but no representation or warranty, express or implied, is made by PFL Petroleum Limited, its affiliates or any other person as to its accuracy, completeness or correctness. Copyright 2017 PFL Petroleum Limited. All Rights Reserved