



MARKET DAILY

<https://www.pflpetroleum.com>
 1865 Veterans Park Dr. Suite 303
 Naples, Florida 34109
 Phone: 239-390-2885
 Fax: 239-949-0611
 Oct 24, 2024 6:55 PM

Major Energy Futures		
	Settle	Change
Brent	74.38	-0.58
Gas Oil	666.75	-5.75
Natural Gas	2.522	0.18
RBOB	202.77	-1.37
ULSD	220.23	-1.93
WTI	70.19	-0.58

Market Commentary

Oil prices eased about 1% in volatile trade on Thursday following reports that the U.S. and Israel are attempting to restart talks on a potential ceasefire in Gaza. "(The) energy complex continues to zig and zag as Middle East risk premium expands and contracts almost daily," analysts at energy advisory firm Ritterbusch and Associates said in a note.

Brent crude futures dropped by 58 cents, or 0.8%, to settle at \$74.38 per barrel, while U.S. West Texas Intermediate (WTI) crude futures declined by 58 cents, or 0.8%, ending the session at \$70.19 per barrel.

Crude & Product Markets

WTI



BRENT



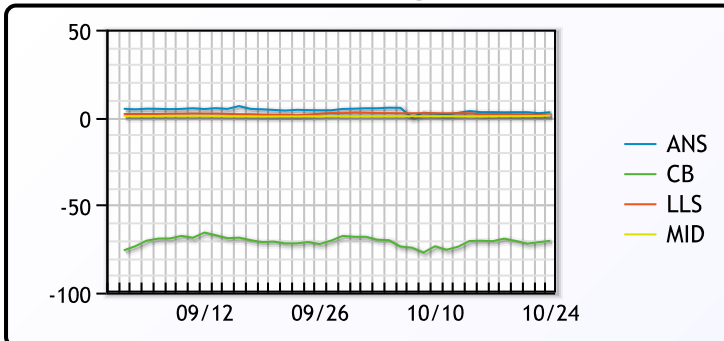
CRUDE

	Last	Week Ago	Month Ago
ANS	73.34	72.04	76.33
BLS	73.2	73.14	68.65
LLS	71.9	71.12	74.32
Mid	71.42	69.91	72.85
WTI	70.44	69.22	72.32

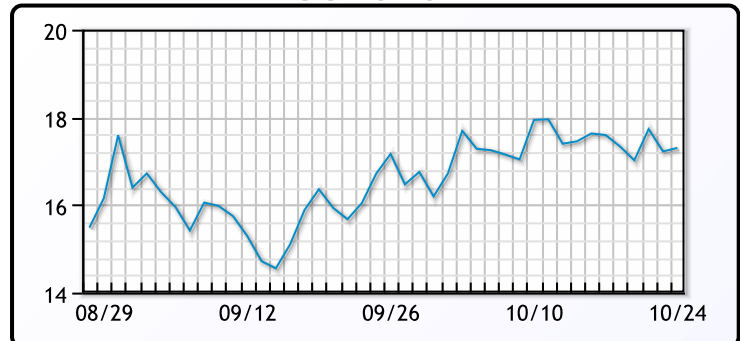
PRODUCTS

	Last	Week Ago	Month Ago
Gulf RBOB	1.8898	1.907	1.9405
Gulf ULSD	2.1259	2.0727	2.1185
NYH RBOB	2.1427	2.1185	2.0756
NYH ULSD	2.2154	2.1815	2.158
USGC 3%	57.2	57.79	57.63

WTI Diffs



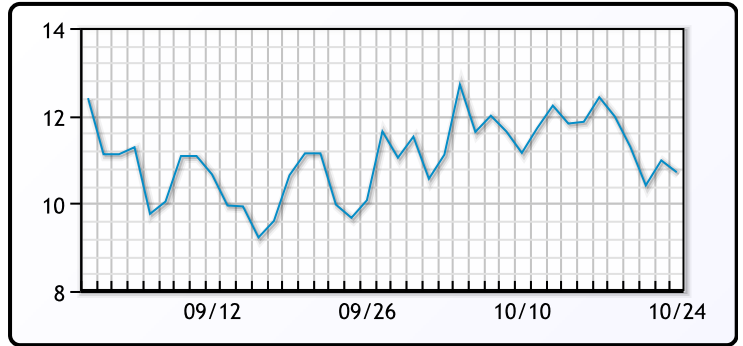
5-3-2 CRACK



3-2-1 Crack



Gulf 3-2-1 Crack



NGLs

MB

	Last	Week Ago	Month Ago
Butane	102.3	98	84.8
IsoButane	110	110	104
Natural Gasoline	149.3	148	145.8
Propane	67	71.3	64

CONWAY

	Last	Week Ago	Month Ago
Butane	111	110	103.9
IsoButane	111.5	113.5	106
Natural Gasoline	151	149	150
Propane	72.3	70.3	67

MB NON

	Last	Week Ago	Month Ago
Butane	112.3	113	104.8
IsoButane	110	110	104
Natural Gasoline	149.3	148	145.8
Propane	78.5	76	67.3

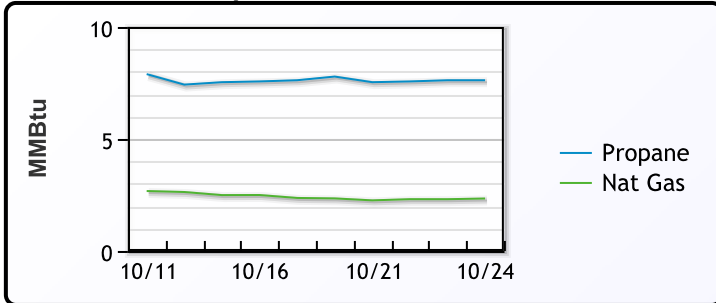
EDMONTON

	Last	Week Ago	Month Ago
Propane	60.3	59.3	55

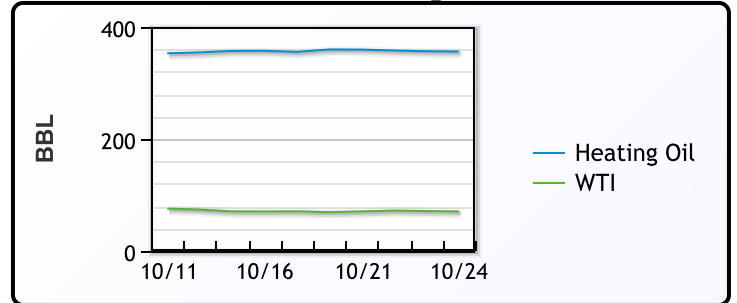
SARNIA

	Last	Week Ago	Month Ago
Propane	86.3	83.3	75.5

Propane MT.B Tet vs Nat Gas



WTI vs Heating Oil



FX

	Last	Change
CAD	1.3854	-0.0001
DXY	104.058	-0.373
Gold	2734.77	-1.4

RATES

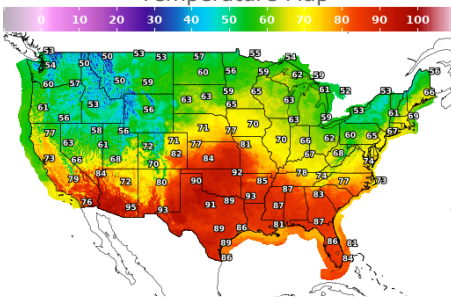
	Last	Change
US 2yr	4.0787	0.0008
US 10yr	4.2118	-0.0338
CAN 10yr	3.24	-0.024

EQUITIES

	Last	Change
Nasdaq	18415.49	138.84
TSX	1468.241	-3.083
S&P 500	5809.86	12.44

Weather Data

Temperature Map



City	HIGH °F	LOW °F
Calgary	47	27
Conway	51	39
Cushing	90	65
Denver	71	54
Houston	86	69
Mont Belvieu	81	65
Sarnia	54	40
Williston	53	39

Precipitation Map

