



# MARKET DAILY

<https://www.pflpetroleum.com>  
 1865 Veterans Park Dr. Suite 303  
 Naples, Florida 34109  
 Phone: 239-390-2885  
 Fax: 239-949-0611  
 Oct 2, 2024 10:27 PM

Major Energy Futures		
	Settle	Change
Brent	73.9	0.34
Gas Oil	669.5	-8.75
Natural Gas	2.886	-0.01
RBOB	198.59	1.93
ULSD	218.21	0.79
WTI	70.10	0.27

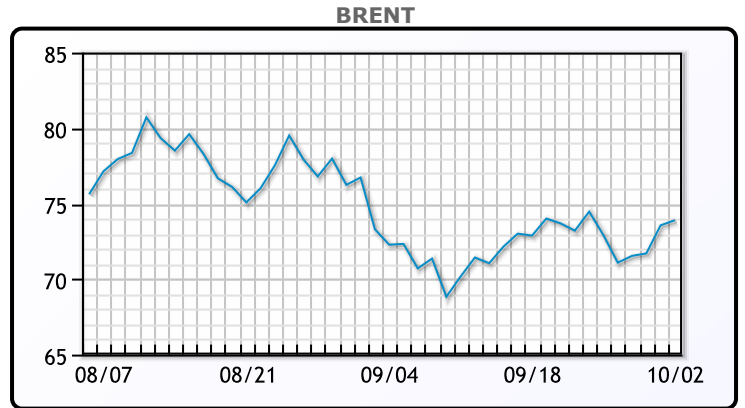
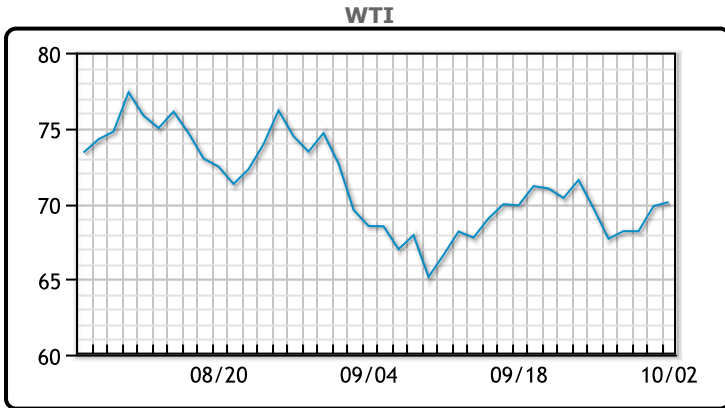
**Market Commentary**

Oil prices rose slightly on Wednesday amid concerns that the escalating conflict between Iran and Israel could disrupt oil supplies from the Middle East. Brent crude increased by 34 cents (0.46%) to \$73.90 per barrel, while U.S. West Texas Intermediate rose 27 cents (0.39%) to \$70.10. The tension followed Iran's largest-ever missile attack on Israel, prompting fears that Israeli retaliation might target Iranian oil facilities, which could provoke further conflict, potentially involving the U.S.

However, the gains were limited by a large build in U.S. crude inventories, which rose by 3.9 million barrels in the last week, exceeding expectations of a 1.3 million-barrel draw. Rising gasoline stocks and ongoing refinery maintenance also contributed to the inventory build.

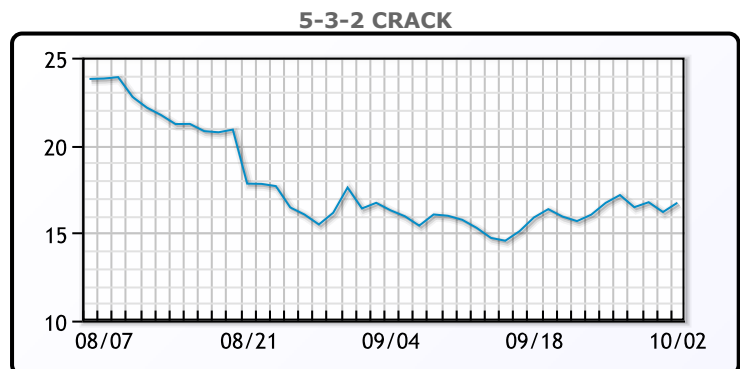
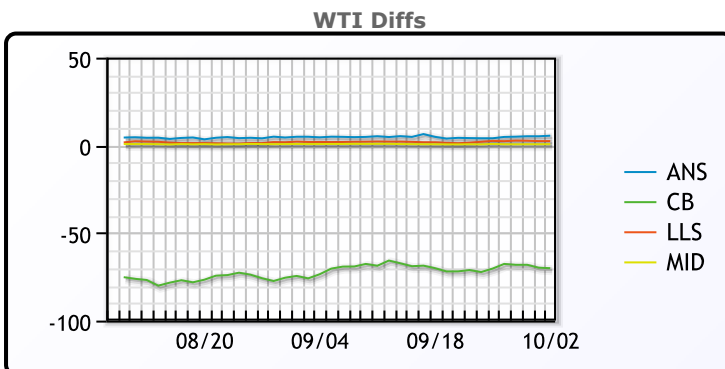
OPEC+ left its oil output policy unchanged, set to increase production by 180,000 barrels per day starting in December. Although concerns of supply disruptions persist, these planned hikes could counterbalance market fears.

## Crude & Product Markets

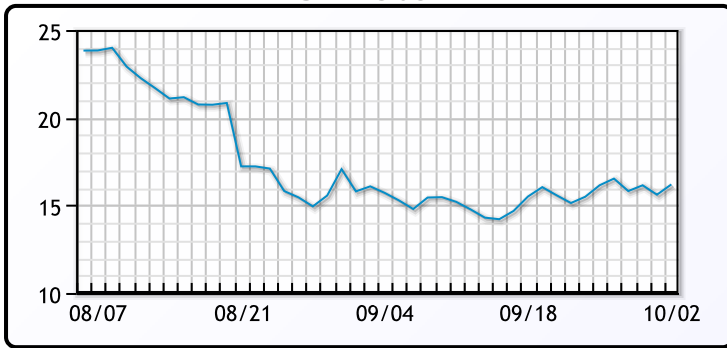


	Last	Week Ago	Month Ago
ANS	75.58	73.08	78.08
BLS	73.2	73.14	68.65
LLS	72.5	70.85	75.45
Mid	70.75	68.75	74.26
WTI	70.1	68.18	73.55

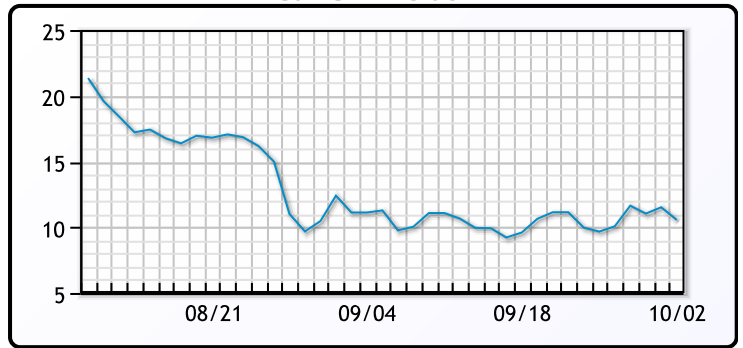
	Last	Week Ago	Month Ago
Gulf RBOB	1.9284	1.8795	2.0332
Gulf ULSD	2.1151	2.0903	2.2083
NYH RBOB	2.1359	2.043	2.2422
NYH ULSD	2.1902	2.1483	2.2664
USGC 3%	57.2	54.84	59.8



3-2-1 Crack



Gulf 3-2-1 Crack



NGLs

MB

	Last	Week Ago	Month Ago
Butane	86.8	82.8	80.5
IsoButane	111.5	103.5	105.5
Natural Gasoline	148.5	142.9	145.5
Propane	74.3	59	76

CONWAY

	Last	Week Ago	Month Ago
Butane	104	100	99
IsoButane	110	105	119.5
Natural Gasoline	153.5	149	145.8
Propane	73.3	66.3	71.1

MB NON

	Last	Week Ago	Month Ago
Butane	111.8	102.8	100.5
IsoButane	111.5	103.5	105.5
Natural Gasoline	148.5	142.9	145.5
Propane	76.3	63	72

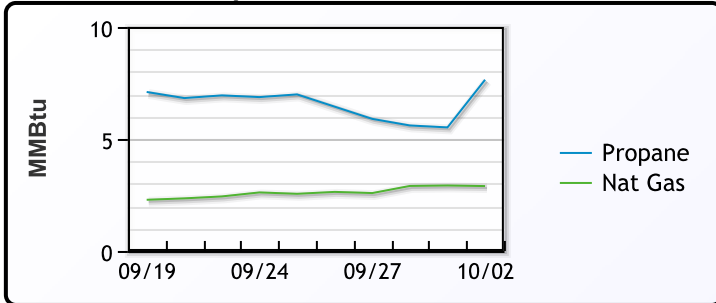
EDMONTON

	Last	Week Ago	Month Ago
Propane	61.3	54.3	48.8

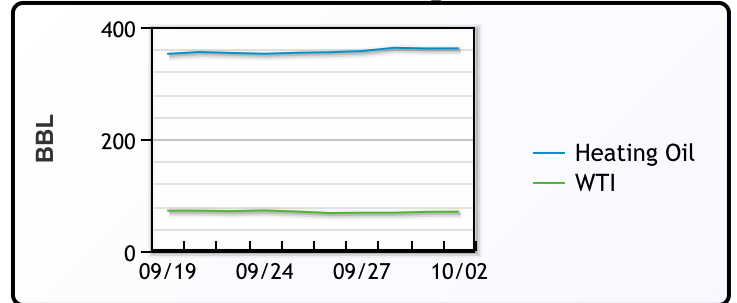
SARNIA

	Last	Week Ago	Month Ago
Propane	79	75.5	82.5

Propane MT.B Tet vs Nat Gas



WTI vs Heating Oil



FX

	Last	Change
CAD	1.3514	0.0012
DXY	101.748	0.071
Gold	2657.75	-0.94

RATES

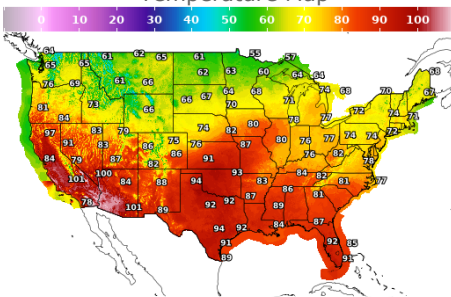
	Last	Change
US 2yr	3.6393	-0.0021
US 10yr	3.7885	0.0076
CAN 10yr	3.026	0.081

EQUITIES

	Last	Change
Nasdaq	17925.12	14.76
TSX	1437.464	-2.266
S&P 500	5709.54	0.79

Weather Data

Temperature Map



City	HIGH °F	LOW °F
Calgary	53	38
Conway	66	51
Cushing	88	55
Denver	88	62
Houston	92	76
Mont Belvieu	89	70
Sarnia	65	49
Williston	66	51

Precipitation Map

