



MARKET DAILY

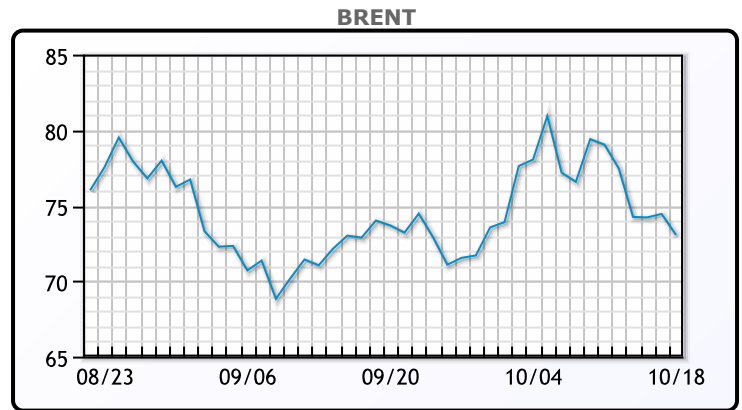
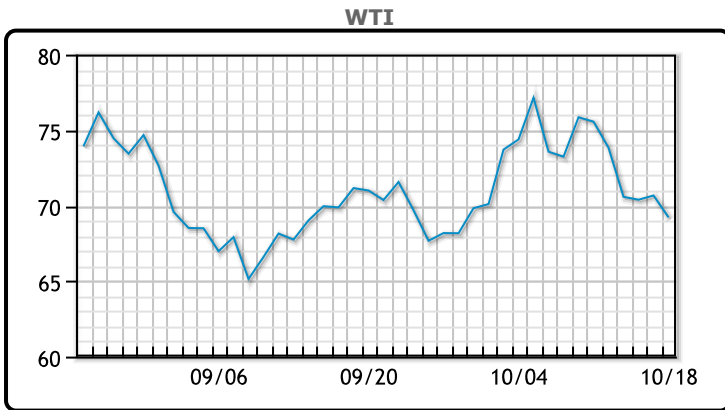
<https://www.pflpetroleum.com>
 1865 Veterans Park Dr. Suite 303
 Naples, Florida 34109
 Phone: 239-390-2885
 Fax: 239-949-0611
 Oct 18, 2024 5:24 PM

Major Energy Futures		
	Settle	Change
Brent	73.06	-1.39
Gas Oil	648.5	5
Natural Gas	2.258	-0.02
RBOB	200.2	0.65
ULSD	215.22	1.98
WTI	69.22	-1.45

Market Commentary

Oil futures declined on Friday, with Brent crude falling by \$1.39 (1.87%) to settle at \$73.06 per barrel, and U.S. West Texas Intermediate (WTI) dropping by \$1.45 (2.05%) to \$69.22. Both benchmarks saw their steepest weekly declines since early September, with Brent down over 7% and WTI losing about 8%. Concerns over slowing economic growth in China, the world's top oil importer, were a major factor. China's refinery output has declined for the sixth consecutive month, partly due to the rise of electric vehicles and weak fuel consumption. Although China's central bank announced economic stimulus measures, market participants found them underwhelming. Geopolitical factors also played a role, with oil prices affected by U.S. President Biden's comments on potential Middle East peace talks involving Israel and Iran. Despite some optimism, the killing of a Hamas leader and Hezbollah's escalating involvement in the conflict added uncertainty. Meanwhile, U.S. crude production reached a record high, helping to prevent a sharper drop in oil prices.

Crude & Product Markets

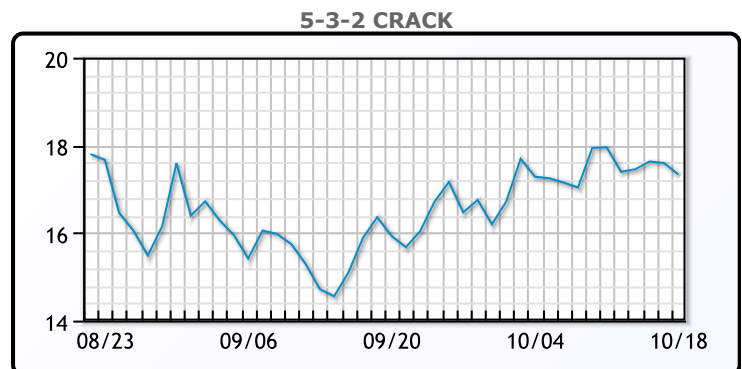
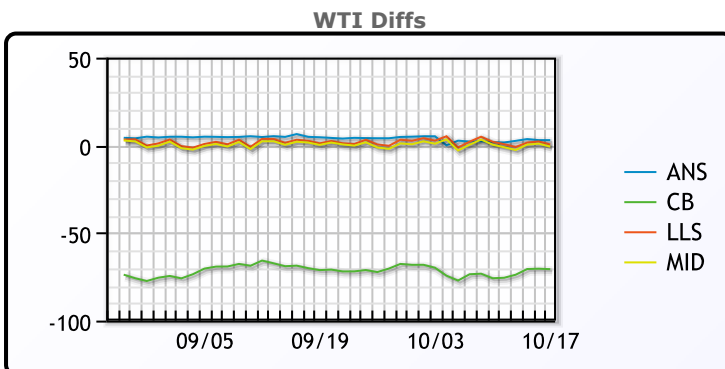


CRUDE

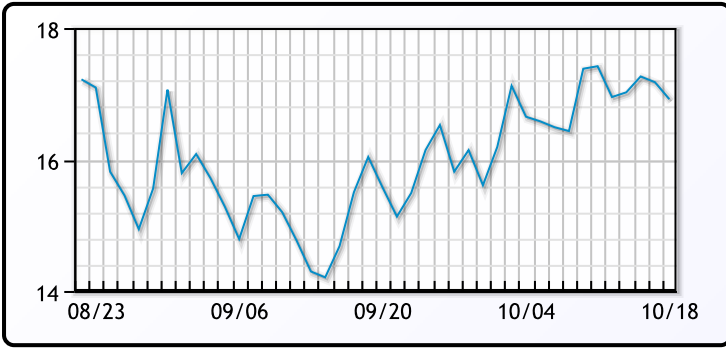
	Last	Week Ago	Month Ago
ANS	73.61	77.16	75.76
BLS	73.2	73.14	68.65
LLS	71.12	77.86	72.31
Mid	69.91	76.21	71.42
WTI	70.67	75.56	71.19

PRODUCTS

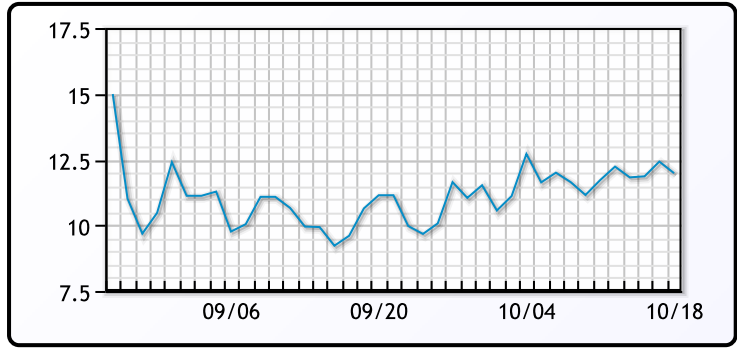
	Last	Week Ago	Month Ago
Gulf RBOB	1.907	2.0841	1.9207
Gulf ULSD	2.0727	2.2669	2.0835
NYH RBOB	2.1185	2.2866	2.1057
NYH ULSD	2.1815	2.3589	2.13975
USGC 3%	59.13	63.78	56.18



3-2-1 Crack



Gulf 3-2-1 Crack



NGLs

MB

	Last	Week Ago	Month Ago
Butane	93.5	104	81
IsoButane	108	116.5	101.4
Natural Gasoline	145.6	155	146
Propane	69	68	65

CONWAY

	Last	Week Ago	Month Ago
Butane	107.5	112.5	97.3
IsoButane	111	115	104
Natural Gasoline	146.5	156	150
Propane	69	72	67.5

MB NON

	Last	Week Ago	Month Ago
Butane	108.5	119	101
IsoButane	108	116.5	101.4
Natural Gasoline	145.6	155	146
Propane	74.3	77.9	67.3

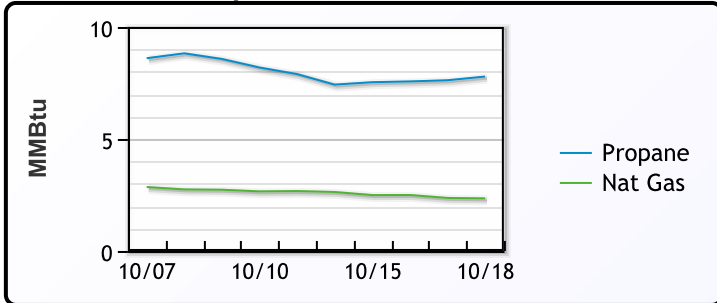
EDMONTON

	Last	Week Ago	Month Ago
Propane	57.5	61.5	52.5

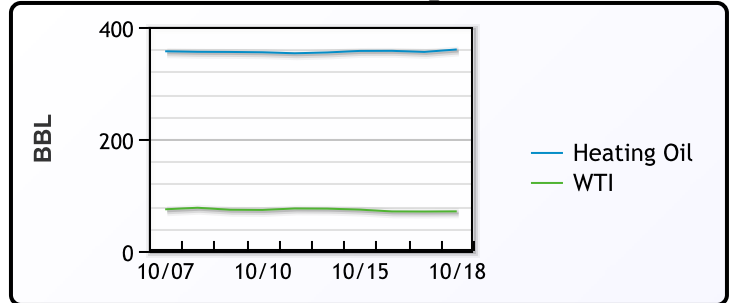
SARNIA

	Last	Week Ago	Month Ago
Propane	83.3	85.3	75.5

Propane MT.B Tet vs Nat Gas



WTI vs Heating Oil



FX

	Last	Change
CAD	1.3799	0.0004
DXY	103.464	-0.361
Gold	2721.46	28.75

RATES

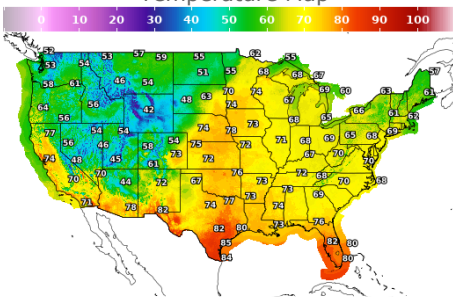
	Last	Change
US 2yr	3.9483	-0.0236
US 10yr	4.0828	-0.0078
CAN 10yr	3.127	-0.032

EQUITIES

	Last	Change
Nasdaq	18489.55	115.94
TSX	1486.05	7.211
S&P 500	5864.67	23.2

Weather Data

Temperature Map



City	HIGH °F	LOW °F
Calgary	49	30
Conway	58	47
Cushing	74	47
Denver	59	49
Houston	78	60
Mont Belvieu	77	55
Sarnia	63	44
Williston	59	44

Precipitation Map

