



MARKET DAILY

<https://www.pflpetroleum.com>
 1865 Veterans Park Dr. Suite 303
 Naples, Florida 34109
 Phone: 239-390-2885
 Fax: 239-949-0611
 Oct 17, 2024 6:12 PM

Major Energy Futures		
	Settle	Change
Brent	74.45	0.23
Gas Oil	660.75	-2.5
Natural Gas	2.347	-0.02
RBOB	204.68	0.65
ULSD	219.45	1.98
WTI	70.67	-0.28

Market Commentary

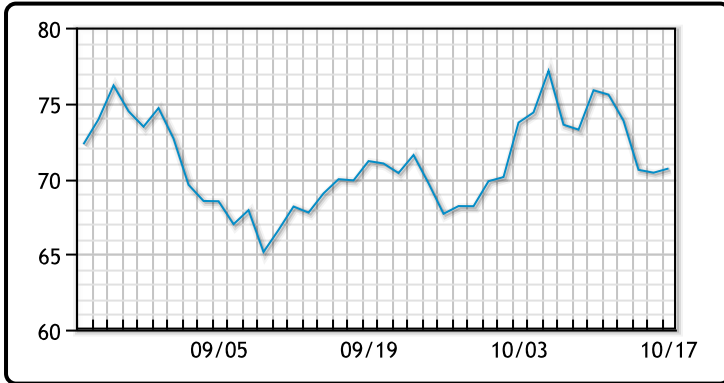
Oil prices edged up slightly on Thursday, recovering from recent two-week lows following data showing a drop in U.S. crude and fuel inventories. Brent crude rose by 23 cents (0.31%) to settle at \$74.45 a barrel, while U.S. West Texas Intermediate (WTI) ended down 28 cents (0.4%) at \$70.67.

U.S. crude inventories fell by 2.2 million barrels last week, countering expectations for a rise, alongside declines in gasoline and distillate inventories. This was seen as a sign of improving operational efficiencies, according to Tim Snyder of Matador Economics.

Fears of a potential Israeli retaliatory strike on Iran kept prices steady, though the exact measures remain uncertain. Meanwhile, a strong U.S. dollar, reaching an 11-week high, tempered price gains as it dampened demand for oil from buyers using other currencies. Investors are also awaiting further economic stimulus details from China.

Crude & Product Markets

WTI



BRENT



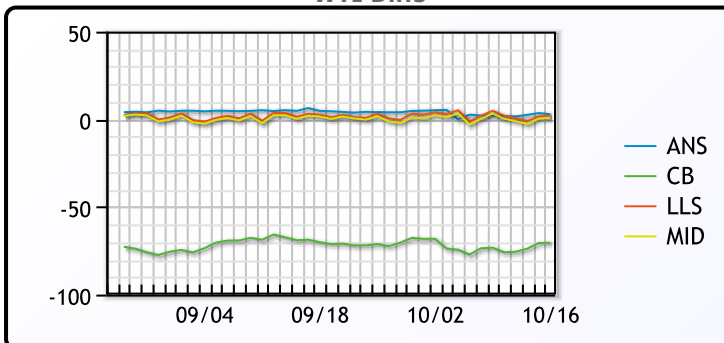
CRUDE

	Last	Week Ago	Month Ago
ANS	73.32	77.16	74.91
BLS	73.2	73.14	68.65
LLS	72.57	77.86	72.65
Mid	71.31	76.21	71.67
WTI	70.39	75.56	70.09

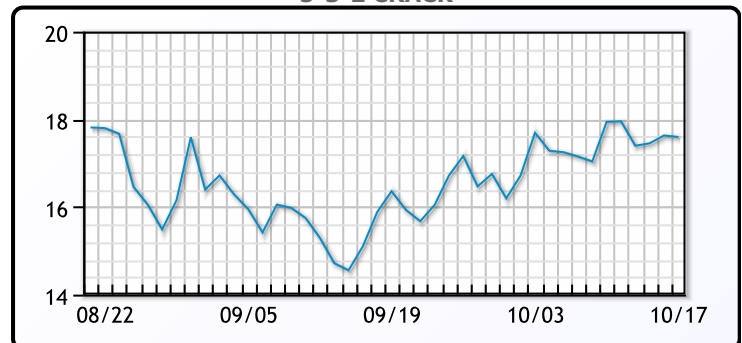
PRODUCTS

	Last	Week Ago	Month Ago
Gulf RBOB	1.9603	2.0841	1.9044
Gulf ULSD	2.119	2.2669	2.0662
NYH RBOB	2.1718	2.2866	2.0969
NYH ULSD	2.222	2.3589	2.12645
USGC 3%	59.13	63.78	56.18

WTI Diffs



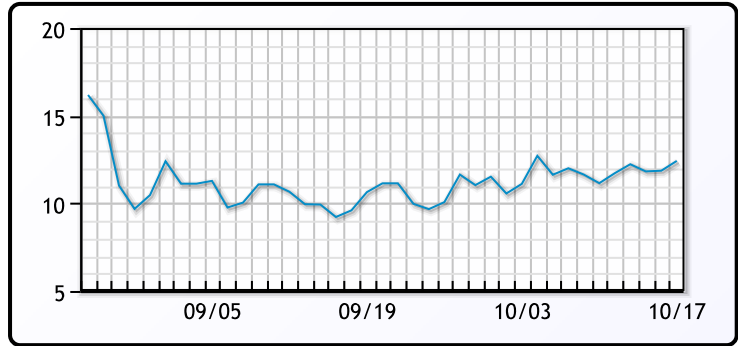
5-3-2 CRACK



3-2-1 Crack



Gulf 3-2-1 Crack



NGLs

MB

	Last	Week Ago	Month Ago
Butane	109	115.25	96
IsoButane	112	116.5	102.5
Natural Gasoline	148	157.5	147.5
Propane	71.25	72.375	65.625

CONWAY

	Last	Week Ago	Month Ago
Butane	109.75	110.75	99.5
IsoButane	113	116.5	109
Natural Gasoline	152	160	148.75
Propane	71.125	74.25	67.625

MB NON

	Last	Week Ago	Month Ago
Butane	113	119.25	100
IsoButane	112	116.5	102.5
Natural Gasoline	148	157.5	146.5
Propane	76	80.8	68.8

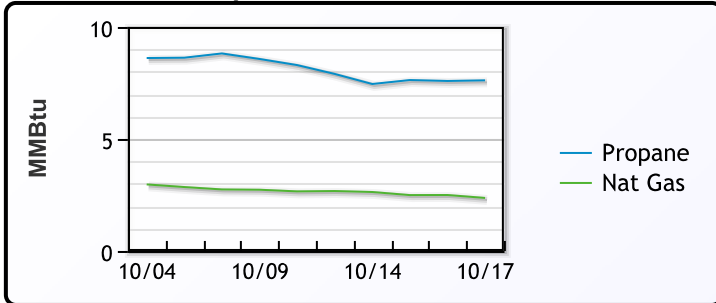
EDMONTON

	Last	Week Ago	Month Ago
Propane	59.3	59.6	53

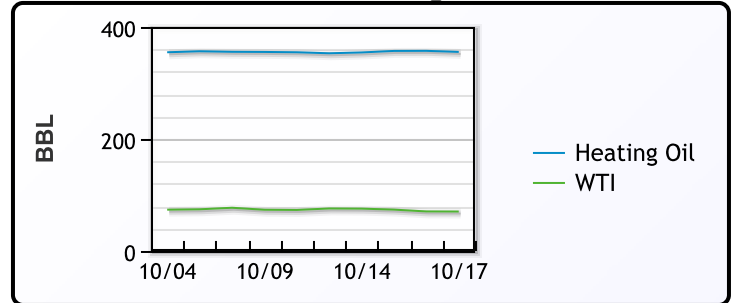
SARNIA

	Last	Week Ago	Month Ago
Propane	83.3	88	74.5

Propane MT.B Tet vs Nat Gas



WTI vs Heating Oil



FX

	Last	Change
CAD	1.3796	0.0001
DXY	103.825	0.235
Gold	2693.08	0.37

RATES

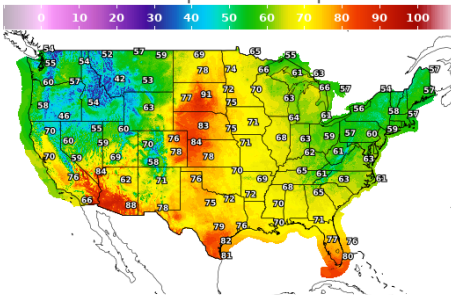
	Last	Change
US 2yr	3.9719	0.0343
US 10yr	4.0906	0.0784
CAN 10yr	3.159	0.061

EQUITIES

	Last	Change
Nasdaq	18373.61	6.53
TSX	1478.839	8.53
S&P 500	5841.47	-1

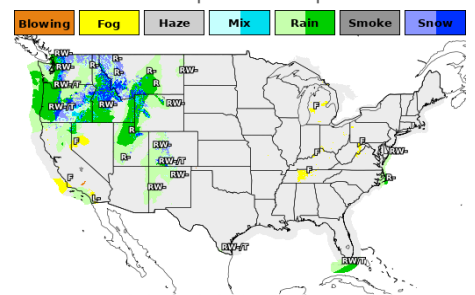
Weather Data

Temperature Map



City	HIGH °F	LOW °F
Calgary	50	33
Conway	71	48
Cushing	70	39
Denver	72	57
Houston	74	54
Mont Belvieu	72	47
Sarnia	58	39
Williston	62	50

Precipitation Map



This report has been prepared by PFL Petroleum Limited personnel for your information only and the views expressed are intended to provide market commentary and are not recommendations. This report is not an offer to sell or a solicitation of any offer to buy any security. The information contained herein has been compiled by PFL from sources believed to be reliable, but no representation or warranty, express or implied, is made by PFL Petroleum Limited, its affiliates or any other person as to its accuracy, completeness or correctness. Copyright 2017 PFL Petroleum Limited. All Rights Reserved