



MARKET DAILY

<https://www.pflpetroleum.com>
 1865 Veterans Park Dr. Suite 303
 Naples, Florida 34109
 Phone: 239-390-2885
 Fax: 239-949-0611
 Oct 16, 2024 7:20 PM

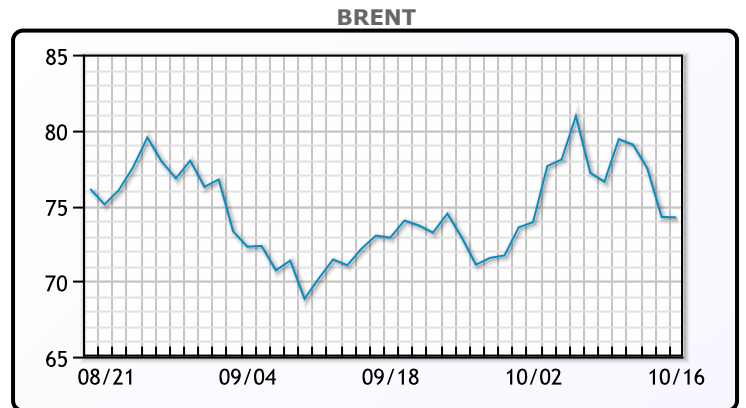
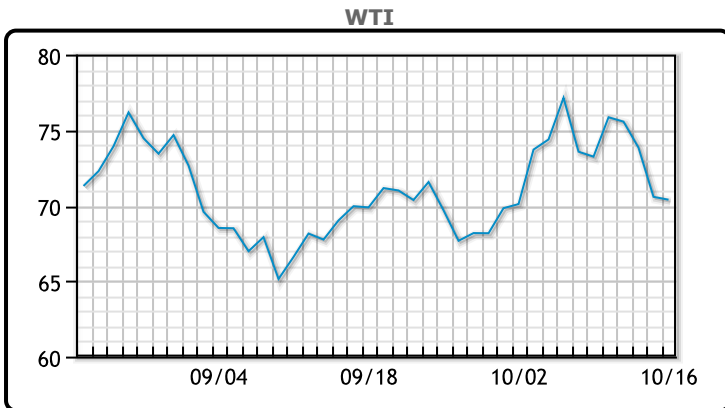
Major Energy Futures		
	Settle	Change
Brent	74.25	-3.21
Gas Oil	655.75	-34
Natural Gas	2.367	-0.131
RBOB	204.03	0.26
ULSD	217.47	-1.3
WTI	70.58	-3.25

Market Commentary

Oil prices dropped over 4% on Tuesday, hitting a near two-week low, due to a weakened demand outlook and a report indicating that Israel would not target Iranian nuclear or oil sites, alleviating concerns of supply disruptions. Brent crude fell \$3.21 (4.14%) to \$74.25 a barrel, while West Texas Intermediate (WTI) dropped \$3.25 (4.4%) to \$70.58 a barrel. Both benchmarks have shed about \$5 this week, nearly erasing the gains from last week when fears of Israeli retaliation against Iran drove prices higher.

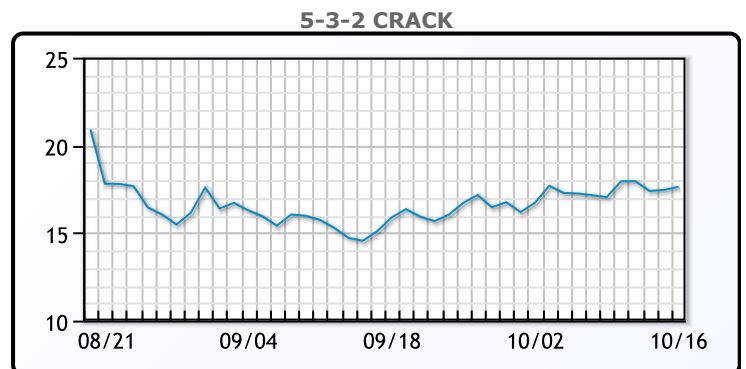
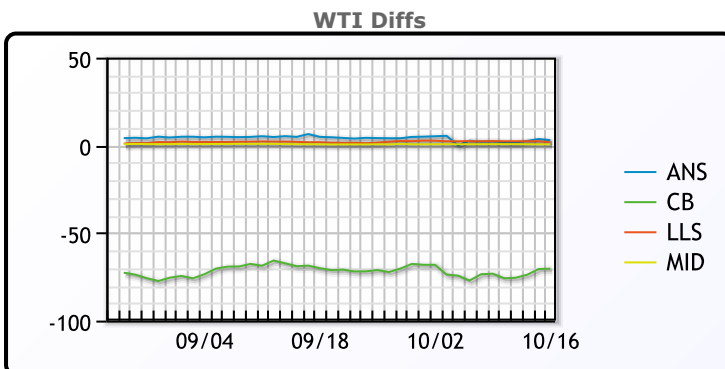
Phil Flynn, an analyst at Price Futures Group, noted that this price decline reflects the unwinding of the "war premium" driven by fears of supply disruptions, rather than actual supply issues. Additionally, both OPEC and the International Energy Agency downgraded their forecasts for global oil demand growth in 2024, primarily due to slowing demand in China.

Crude & Product Markets

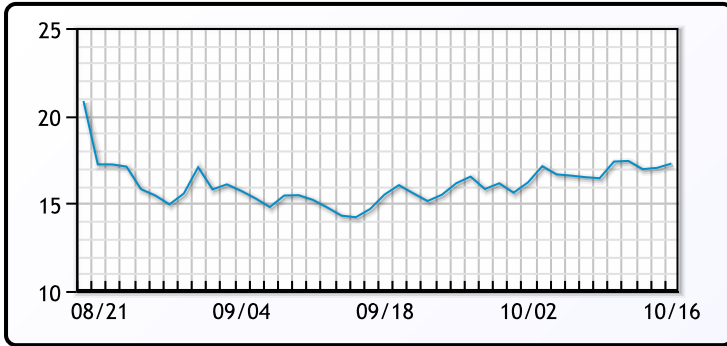


CRUDE			
	Last	Week Ago	Month Ago
ANS	73.32	77.16	74.91
BLS	73.2	73.14	68.65
LLS	72.14	77.86	71.81
Mid	70.97	76.21	70.67
WTI	70.39	75.56	70.09

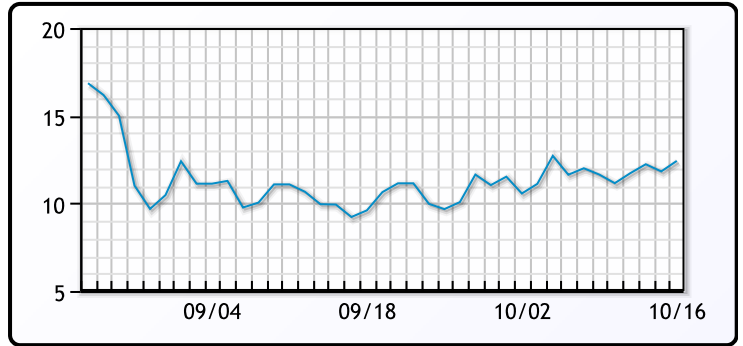
PRODUCTS			
	Last	Week Ago	Month Ago
Gulf RBOB	1.9703	2.0841	1.8832
Gulf ULSD	2.0997	2.2669	2.0218
NYH RBOB	2.1653	2.2866	2.0632
NYH ULSD	2.2022	2.3589	2.0555
USGC 3%	59.13	63.78	55.43



3-2-1 Crack



Gulf 3-2-1 Crack



NGLs

MB

	Last	Week Ago	Month Ago
Butane	97.3	103.3	79
IsoButane	112.5	115.3	100
Natural Gasoline	148.1	151.8	145.5
Propane	69.8	75	65.8

CONWAY

	Last	Week Ago	Month Ago
Butane	109.3	108.3	94
IsoButane	113	114.5	106
Natural Gasoline	152	156	149
Propane	71.5	75.5	66.5

MB NON

	Last	Week Ago	Month Ago
Butane	112.3	118.3	99
IsoButane	112.5	115.3	100
Natural Gasoline	148.1	151.8	145.5
Propane	74.3	80.3	67

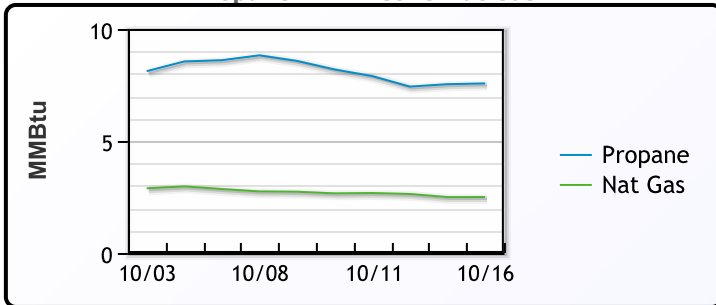
EDMONTON

	Last	Week Ago	Month Ago
Propane	60.5	61.5	53.5

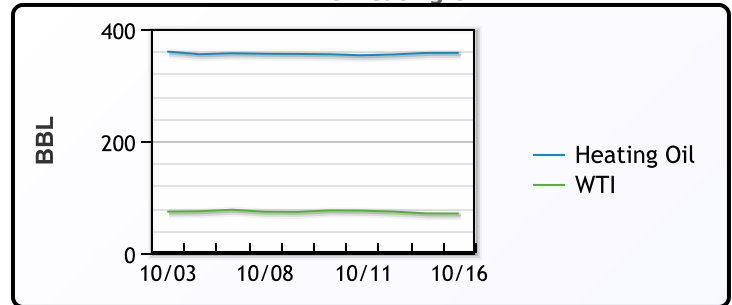
SARNIA

	Last	Week Ago	Month Ago
Propane	83.3	91.8	71

Propane MT.B Tet vs Nat Gas



WTI vs Heating Oil



FX

	Last	Change
CAD	1.3757	0.0006
DXY	103.59	0.329
Gold	2674.41	0.58

RATES

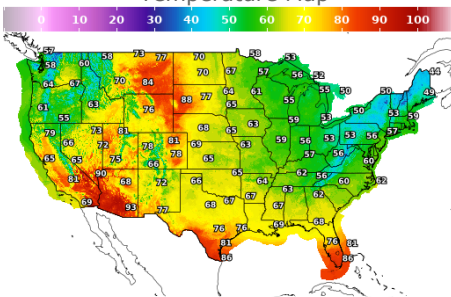
	Last	Change
US 2yr	3.9376	-0.0078
US 10yr	4.0122	-0.0195
CAN 10yr	3.098	-0.047

EQUITIES

	Last	Change
Nasdaq	18367.08	51.49
TSX	1470.309	7.892
S&P 500	5842.47	27.21

Weather Data

Temperature Map



City	HIGH °F	LOW °F
Calgary	62	42
Conway	63	40
Cushing	65	37
Denver	76	53
Houston	81	62
Mont Belvieu	73	56
Sarnia	49	43
Williston	78	45

Precipitation Map

