



MARKET DAILY

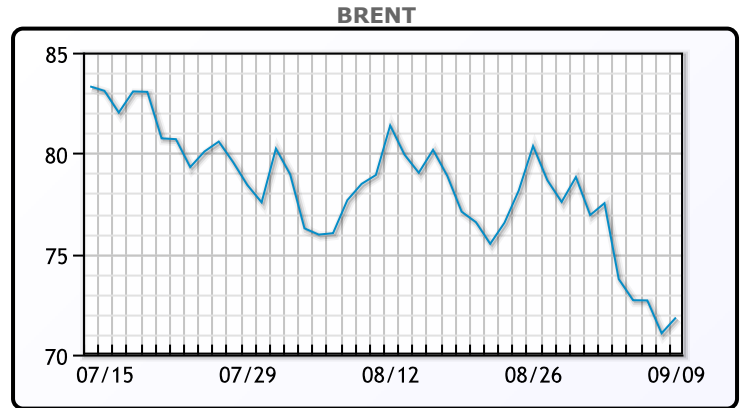
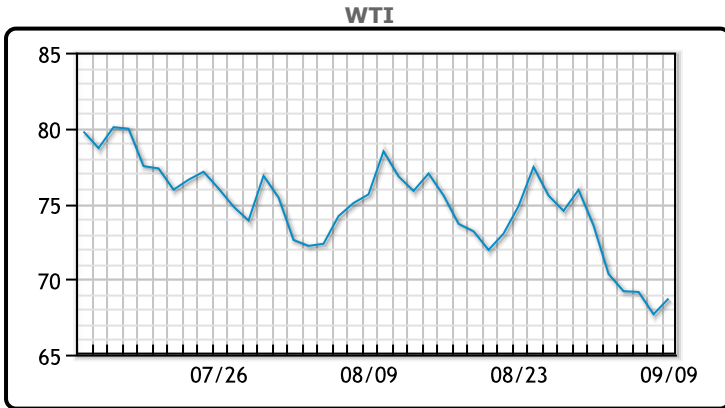
<https://www.pflpetroleum.com>
 1865 Veterans Park Dr. Suite 303
 Naples, Florida 34109
 Phone: 239-390-2885
 Fax: 239-949-0611
 Sep 9, 2024 6:54 PM

Major Energy Futures		
	Settle	Change
Brent	71.84	0.78
Gas Oil	645.75	-15.75
Natural Gas	2.17	-0.105
RBOB	192.04	2.44
ULSD	213.94	2.44
WTI	68.71	1.04

Market Commentary

Oil prices were higher today rising as a storm brewing in the gulf could hit Louisiana on Wednesday and potentially disrupt production and refining activity along the Gulf Coast. On Friday, Brent and U.S. diesel futures closed at their lowest prices since December 2021. WTI closed at its lowest price since June 2023 and U.S. gasoline futures closed at their lowest level since February 2021. The U.S. National Hurricane Center projected Francine will strengthen into a hurricane on Tuesday before hitting the Louisiana coast. The Gulf Coast accounts for about 50% of the country's refining capacity, according to the U.S. Energy Information Administration (EIA). "A small recovery in prices is under way ... inspired by hurricane warnings that might threaten the U.S. Gulf Coast, but the wider conversation remains on where demand will come from and what OPEC+ can do," said John Evans, an analyst at PVM. WTI traded up \$1.04 or 1.5% to close at \$68.71. Brent traded up \$.78 or 1.1% to close at \$71.84.

Crude & Product Markets

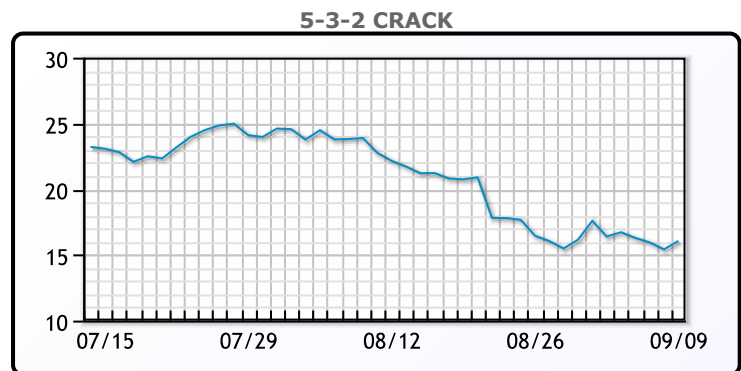
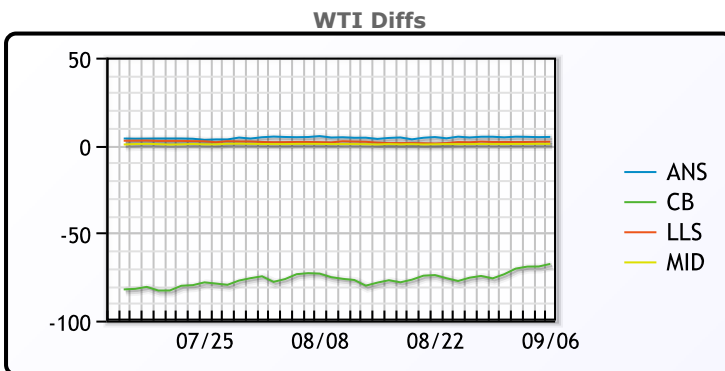


CRUDE

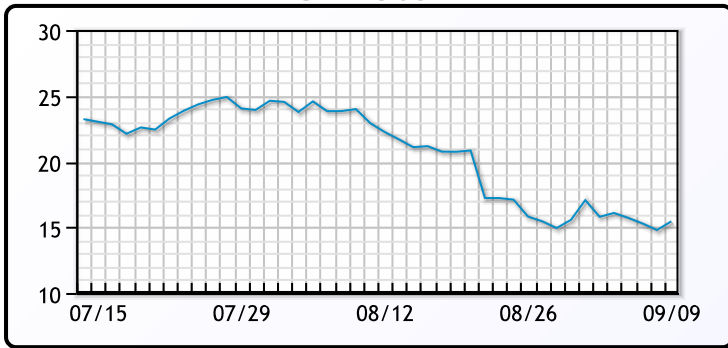
	Last	Week Ago	Month Ago
ANS	72.46	78.08	78.42
BLS	73.2	73.14	68.65
LLS	69.72	75.45	75
Mid	68.46	74.26	73.98
WTI	67.67	73.55	73.2

PRODUCTS

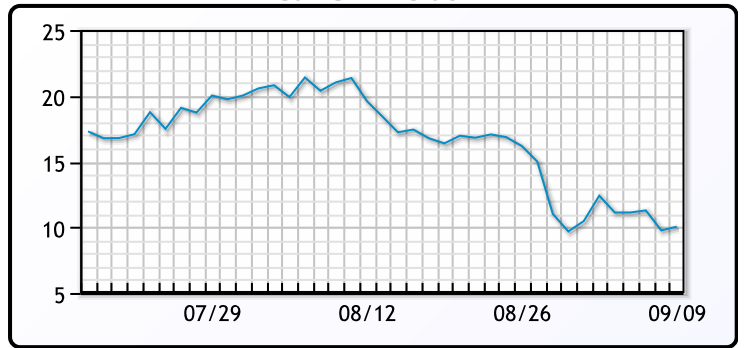
	Last	Week Ago	Month Ago
Gulf RBOB	1.8729	1.8993	2.4078
Gulf ULSD	2.0729	2.086	2.2247
NYH RBOB	2.0304	2.0818	2.4283
NYH ULSD	2.1242	2.12625	2.2897
USGC 3%	54.33	54.88	62.2



3-2-1 Crack



Gulf 3-2-1 Crack



NGLs

MB

	Last	Week Ago	Month Ago
Butane	87	94.75	85.625
IsoButane	103	105.5	108
Natural Gasoline	140.3	145.5	149.3
Propane	62.125	75.5	75.875

CONWAY

	Last	Week Ago	Month Ago
Butane	89.5	99	86.5
IsoButane	112	118	116
Natural Gasoline	142	148	150
Propane	64.875	71.75	73.375

MB NON

	Last	Week Ago	Month Ago
Butane	91	100.75	91.625
IsoButane	103	105.5	108
Natural Gasoline	140	146.25	148.5
Propane	62.3	72	74.5

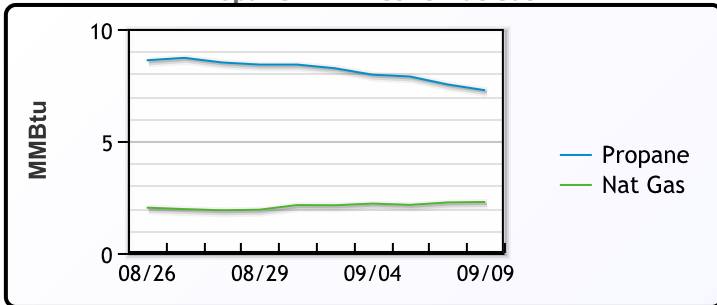
EDMONTON

	Last	Week Ago	Month Ago
Propane	49	48.8	53.3

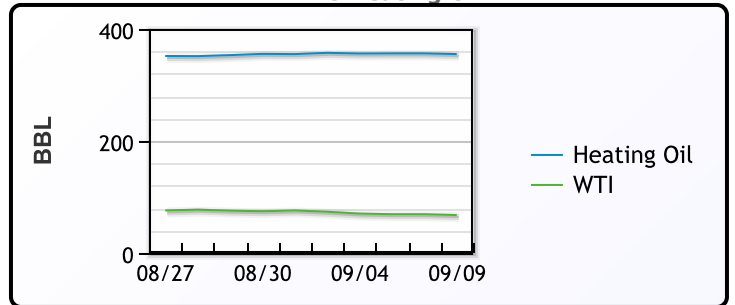
SARNIA

	Last	Week Ago	Month Ago
Propane	70.5	82.5	82

Propane MT.B Tet vs Nat Gas



WTI vs Heating Oil



FX

	Last	Change
CAD	1.3559	0
DXY	101.552	0.375
Gold	2507.01	0.63

RATES

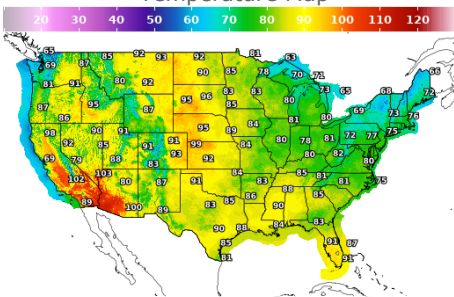
	Last	Change
US 2yr	3.6688	0.0226
US 10yr	3.7004	-0.0076
CAN 10yr	2.936	-0.026

EQUITIES

	Last	Change
Nasdaq	16884.6	193.77
TSX	1389.826	16.371
S&P 500	5471.05	62.63

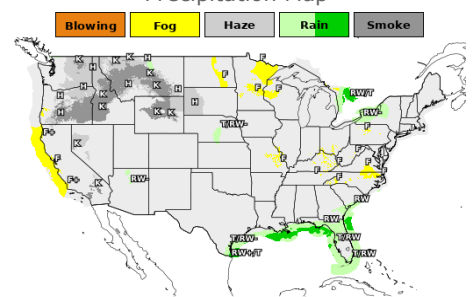
Weather Data

Temperature Map



City	HIGH °F	LOW °F
Calgary	83	55
Conway	84	60
Cushing	86	57
Denver	88	68
Houston	88	68
Mont Belvieu	87	63
Sarnia	76	54
Williston	94	64

Precipitation Map



This report has been prepared by PFL Petroleum Limited personnel for your information only and the views expressed are intended to provide market commentary and are not recommendations. This report is not an offer to sell or a solicitation of any offer to buy any security. The information contained herein has been compiled by PFL from sources believed to be reliable, but no representation or warranty, express or implied, is made by PFL Petroleum Limited, its affiliates or any other person as to its accuracy, completeness or correctness. Copyright 2017 PFL Petroleum Limited. All Rights Reserved