



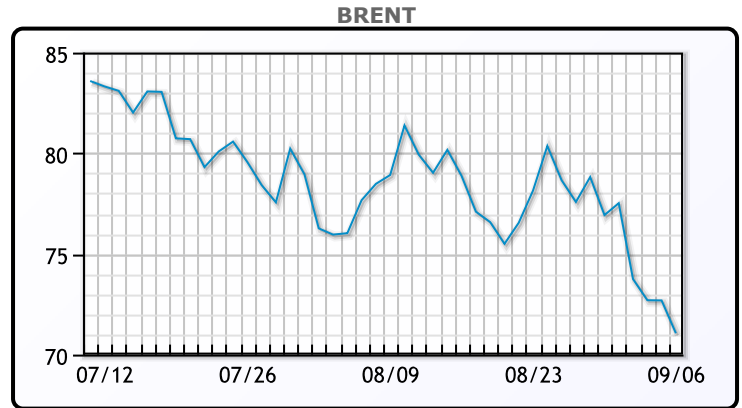
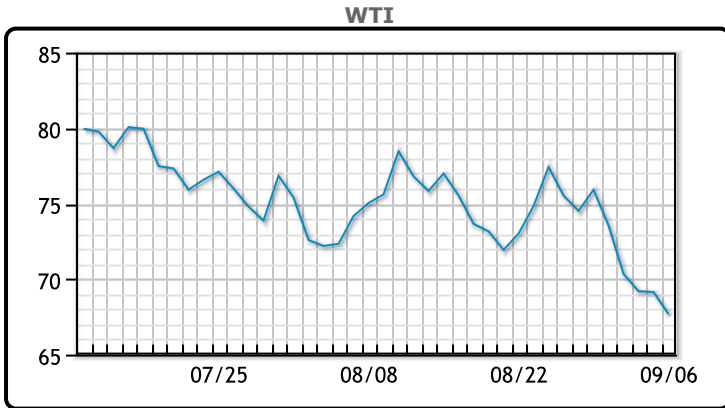
# MARKET DAILY

<https://www.pflpetroleum.com>  
 1865 Veterans Park Dr. Suite 303  
 Naples, Florida 34109  
 Phone: 239-390-2885  
 Fax: 239-949-0611  
 Sep 6, 2024 7:45 PM

Major Energy Futures		
	Settle	Change
Brent	71.06	-1.63
Gas Oil	650.5	0.25
Natural Gas	2.275	0.109
RBOB	189.6	-3.6
ULSD	211.5	1.14
WTI	67.67	-1.48

**Market Commentary**  
 Oil prices fell 2% today with a big loss week over week. U.S. government data showed employment increased less than expected in August, but a drop in the jobless rate to 4.2% suggested an orderly labor market slowdown that may not warrant a big interest rate cut from the Federal Reserve this month. "The jobs report was a little soft and implied that the economy in the U.S. is on the slide," Bob Yawger, executive director of energy futures at Mizuho. U.S. crude stockpiles fell by 6.9 MM/bbls last week, compared with a forecasted decline of 993K/bbls. Money managers cut their net long U.S. crude futures and options positions in the week to Sept. 3, the U.S. Commodity Futures Trading Commission (CFTC) said on Friday. WTI traded down \$1.48 or 2.14% to close at \$67.67. Brent traded down \$1.63 or -2.24% to close at \$71.06.

## Crude & Product Markets

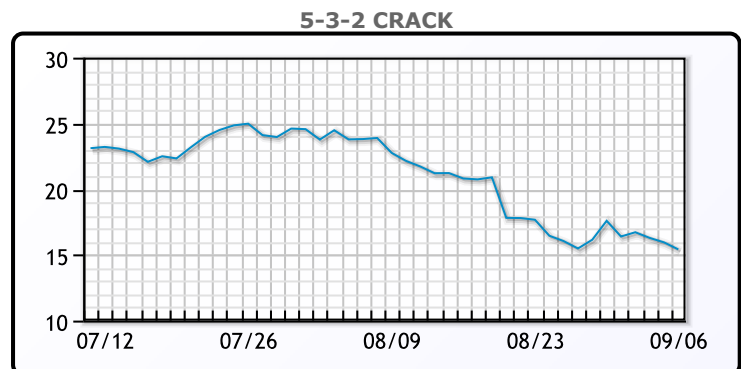
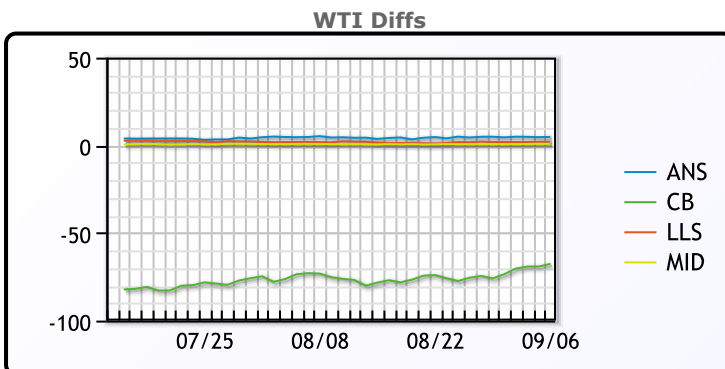


**CRUDE**

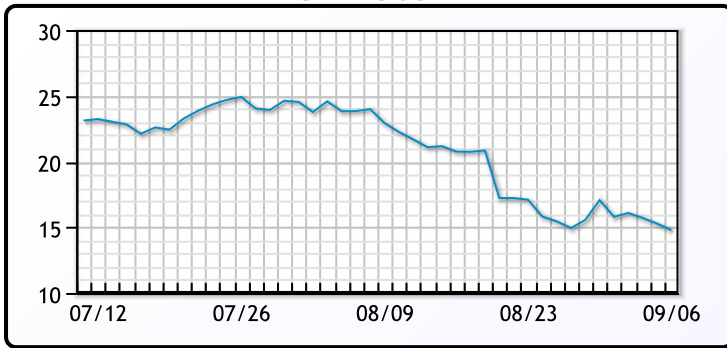
	Last	Week Ago	Month Ago
ANS	72.46	78.08	78.42
BLS	73.2	73.14	68.65
LLS	69.72	75.45	75
Mid	68.46	74.26	73.98
WTI	67.67	73.55	73.2

**PRODUCTS**

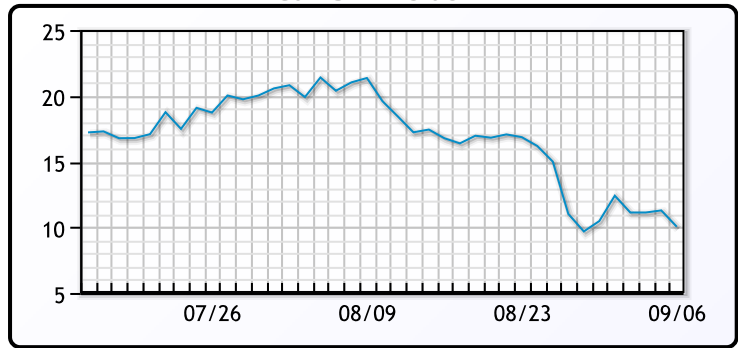
	Last	Week Ago	Month Ago
Gulf RBOB	1.826	2.0332	2.3062
Gulf ULSD	2.045	2.2083	2.2003
NYH RBOB	2.01	2.2422	2.3682
NYH ULSD	2.0875	2.2664	2.2383
USGC 3%	53.93	61.33	58.7



3-2-1 Crack



Gulf 3-2-1 Crack



NGLs

MB

	Last	Week Ago	Month Ago
Butane	72.3	80.5	70
IsoButane	105	105.5	109
Natural Gasoline	139.3	145.5	146
Propane	66	76	73

CONWAY

	Last	Week Ago	Month Ago
Butane	90.8	99	87.5
IsoButane	116	119.5	116
Natural Gasoline	141	145.8	146.8
Propane	67.3	71.1	71

MB NON

	Last	Week Ago	Month Ago
Butane	92.3	100.5	90
IsoButane	105	105.5	109
Natural Gasoline	139.3	145.5	146
Propane	66.4	72	72.3

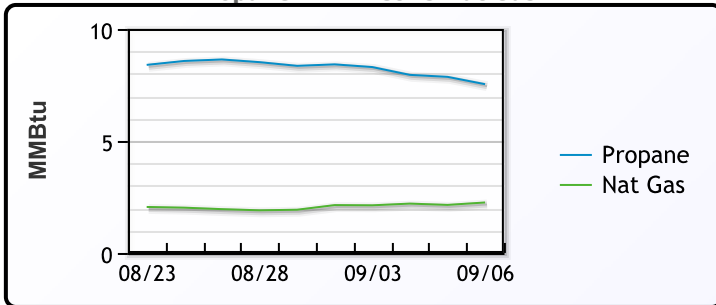
EDMONTON

	Last	Week Ago	Month Ago
Propane	50.3	48.8	49

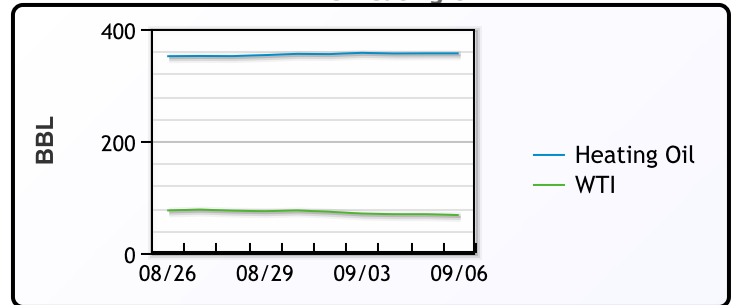
SARNIA

	Last	Week Ago	Month Ago
Propane	80	82.5	77.8

Propane MT.B Tet vs Nat Gas



WTI vs Heating Oil



FX

	Last	Change
CAD	1.3573	0.007
DXY	101.177	0.07
Gold	2497.41	-19.35

RATES

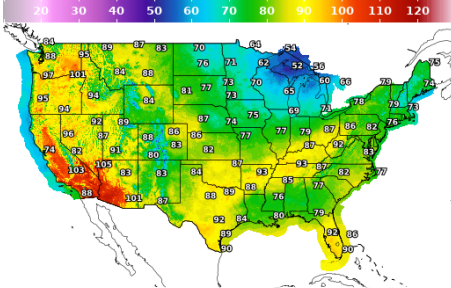
	Last	Change
US 2yr	3.6462	-0.0973
US 10yr	3.708	-0.0189
CAN 10yr	2.962	-0.009

EQUITIES

	Last	Change
Nasdaq	16690.83	-436.83
TSX	1373.455	-10.097
S&P 500	5408.42	-94.99

Weather Data

Temperature Map



City	HIGH °F	LOW °F
Calgary	89	53
Conway	65	47
Cushing	89	67
Denver	82	62
Houston	83	75
Mont Belvieu	82	74
Sarnia	66	56
Williston	78	51

Precipitation Map

