



# MARKET DAILY

<https://www.pflpetroleum.com>  
 1865 Veterans Park Dr. Suite 303  
 Naples, Florida 34109  
 Phone: 239-390-2885  
 Fax: 239-949-0611  
 Sep 5, 2024 7:17 PM

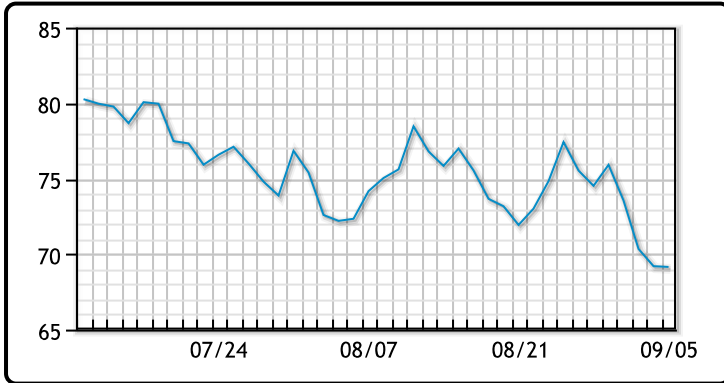
Major Energy Futures		
	Settle	Change
Brent	72.69	-0.01
Gas Oil	666.25	-12.5
Natural Gas	2.254	0.109
RBOB	192.58	-3.6
ULSD	216.89	1.14
WTI	69.15	-0.05

## Market Commentary

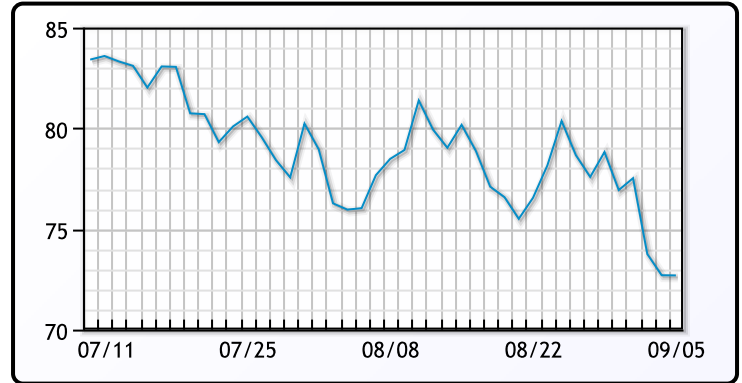
Oil prices remained at a 14-month low on Thursday, with Brent settling at \$72.69 per barrel, down 1 cent, and WTI at \$69.15, down 5 cents (0.1%). Concerns over weak demand in the U.S. and China, along with potential supply increases from Libya, outweighed a significant 6.9 million-barrel drawdown in U.S. crude inventories. OPEC+ delayed planned output increases, but Bob Yawger of Mizuho noted, "If you don't need the gasoline, you don't need the crude oil to make gasoline." Conflicting U.S. economic data added to market uncertainty, with UBS analysts highlighting that the economy is "growing at a below-trend pace" and recession risks are rising.

## Crude & Product Markets

WTI



BRENT



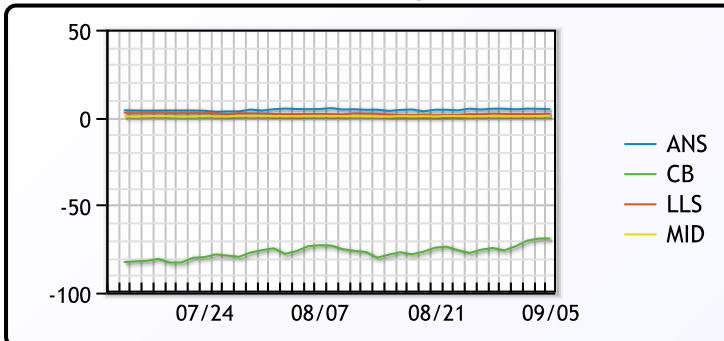
CRUDE

	Last	Week Ago	Month Ago
ANS	73.8	78.08	77.67
BLS	73.2	73.14	68.65
LLS	71.15	75.45	74.84
Mid	69.96	74.26	73.75
WTI	69.15	73.55	72.94

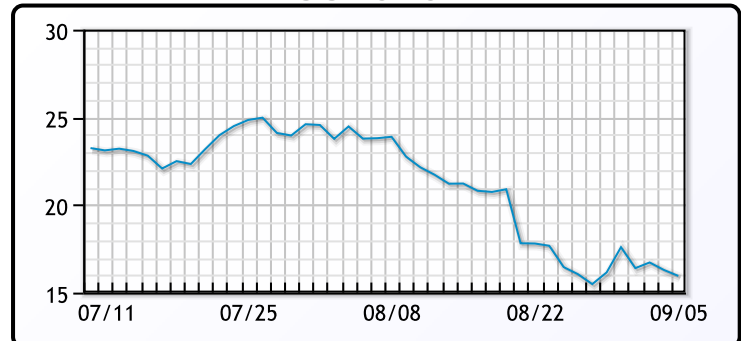
PRODUCTS

	Last	Week Ago	Month Ago
Gulf RBOB	1.8408	2.0332	2.3361
Gulf ULSD	2.0979	2.2083	2.2011
NYH RBOB	2.0443	2.2422	2.3761
NYH ULSD	2.1414	2.2664	2.2536
USGC 3%	55.19	61.33	59.72

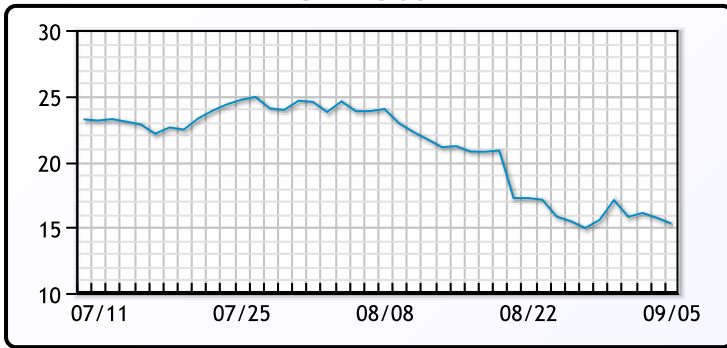
WTI Diffs



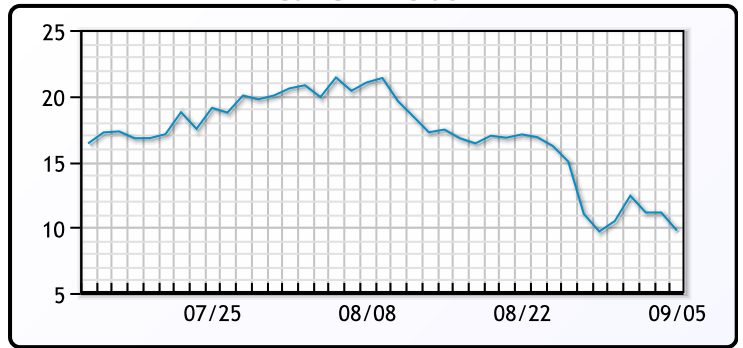
5-3-2 CRACK



**3-2-1 Crack**



**Gulf 3-2-1 Crack**



**NGLs**

**MB**

	Last	Week Ago	Month Ago
Butane	74.5	82.5	69.6
IsoButane	107	108.5	107.5
Natural Gasoline	142	151	144.5
Propane	69	77.1	72.1

**CONWAY**

	Last	Week Ago	Month Ago
Butane	93	100.4	86
IsoButane	117	118	116
Natural Gasoline	144.5	151.5	143.5
Propane	68.8	74.3	70

**MB NON**

	Last	Week Ago	Month Ago
Butane	94.5	102.5	89.6
IsoButane	107	108.5	107.6
Natural Gasoline	142	151	144.5
Propane	68.8	76.1	71.8

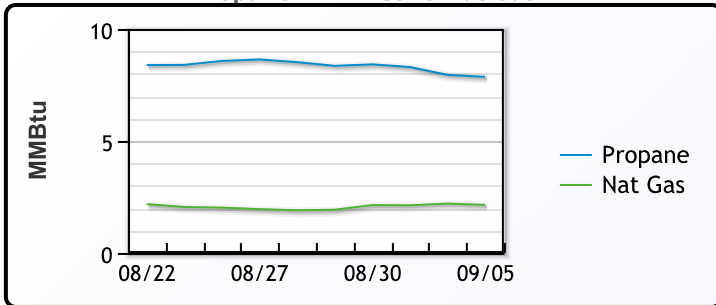
**EDMONTON**

	Last	Week Ago	Month Ago
Propane	51.8	51	45.3

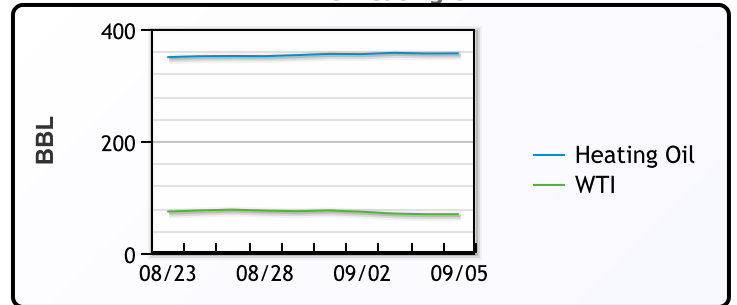
**SARNIA**

	Last	Week Ago	Month Ago
Propane	80	82.5	77.8

**Propane MT.B Tet vs Nat Gas**



**WTI vs Heating Oil**



**FX**

	Last	Change
CAD	1.3501	-0.0002
DXY	101.107	-0.251
Gold	2517.2	0.44

**RATES**

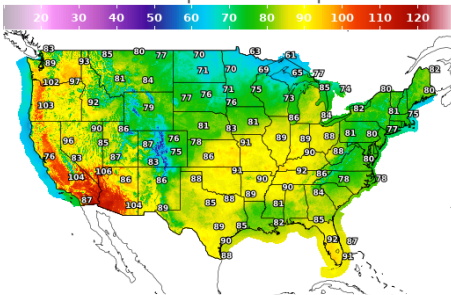
	Last	Change
US 2yr	3.7435	-0.0104
US 10yr	3.7269	-0.0283
CAN 10yr	2.971	-0.023

**EQUITIES**

	Last	Change
Nasdaq	17127.66	43.36
TSX	1383.552	-3.283
S&P 500	5503.41	-16.66

**Weather Data**

**Temperature Map**



City	HIGH °F	LOW °F
Calgary	81	48
Conway	67	52
Cushing	92	65
Denver	74	60
Houston	83	75
Mont Belvieu	80	74
Sarnia	82	57
Williston	72	50

**Precipitation Map**

