



# MARKET DAILY

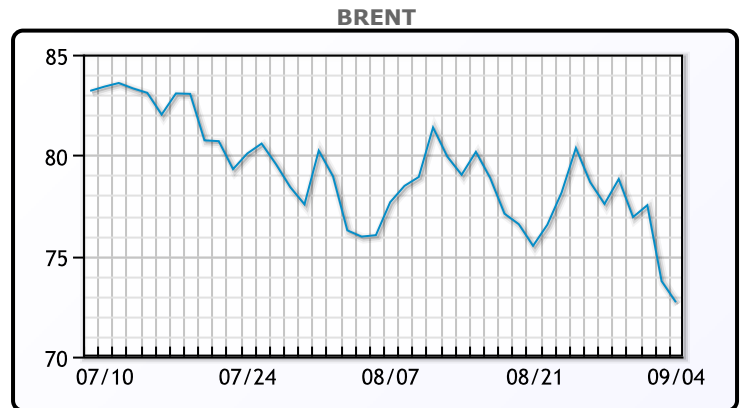
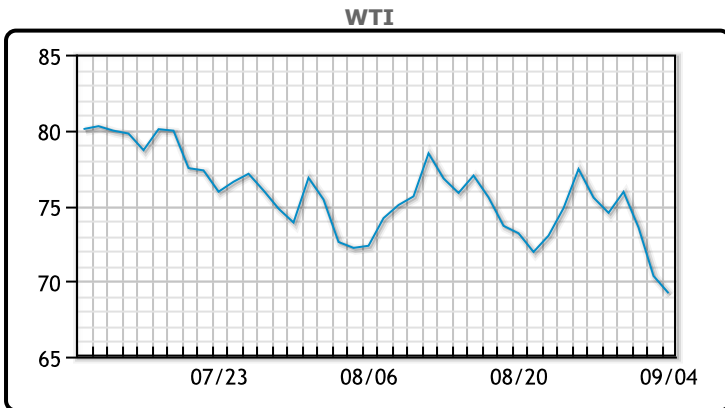
<https://www.pflpetroleum.com>  
 1865 Veterans Park Dr. Suite 303  
 Naples, Florida 34109  
 Phone: 239-390-2885  
 Fax: 239-949-0611  
 Sep 4, 2024 5:53 PM

Major Energy Futures		
	Settle	Change
Brent	72.70	-1.05
Gas Oil	666	-15.25
Natural Gas	2.145	0.076
RBOB	196.18	-11.55
ULSD	215.75	-7.23
WTI	69.20	-1.14

**Market Commentary**

Crude prices were lower today trading down on demand worries. There have been some mixed messages out of OPEC+ about whether the group will hike output or not and this has caused some choppy trading. "This sell off moved the attention to what OPEC+'s response would be, which last week looked set to start the planned output hikes in October," wrote Alex Hodes, analyst at StoneX. "The group is now concerned about pricing and sources say that a delay to the hikes is now being discussed." Now all eyes are on the supply side. Depending on production, inventories, and refinery runs the market could change quickly. WTI traded down \$1.14 or 1.62% to close at \$69.20. Brent traded down \$1.05 or -1.42% to close at \$72.70

## Crude & Product Markets

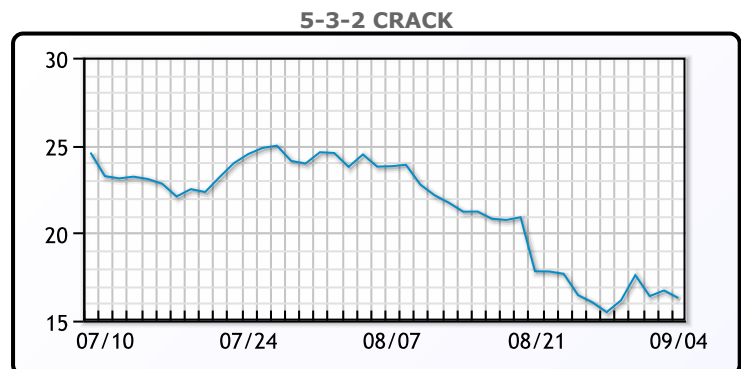
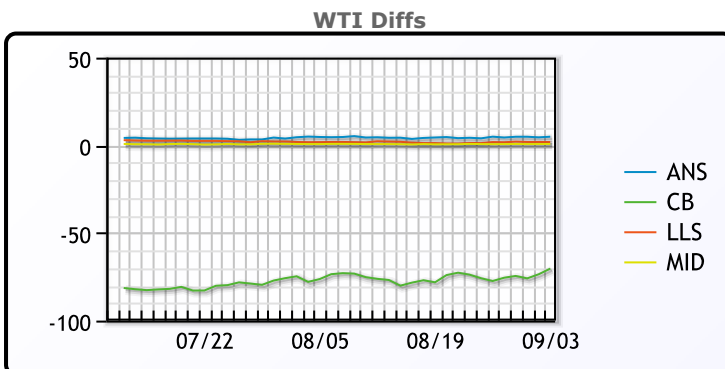


**CRUDE**

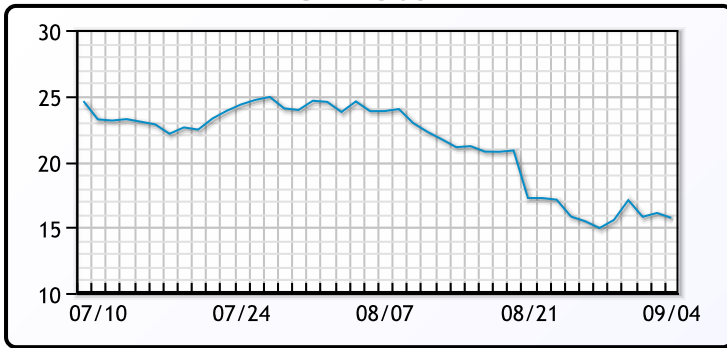
	Last	Week Ago	Month Ago
ANS	75.24	80.78	78.13
BLS	73.2	73.14	68.65
LLS	72.19	77.81	75.42
Mid	71.1	76.61	74.32
WTI	70.34	75.91	73.52

**PRODUCTS**

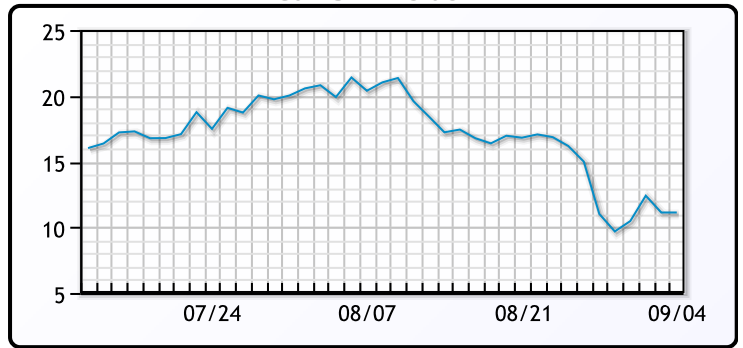
	Last	Week Ago	Month Ago
Gulf RBOB	1.8993	2.0332	2.2951
Gulf ULSD	2.086	2.2083	2.2185
NYH RBOB	2.0818	2.2422	2.3606
NYH ULSD	2.12625	2.2664	2.2685
USGC 3%	56.33	62.52	59.92



3-2-1 Crack



Gulf 3-2-1 Crack



NGLs

MB

	Last	Week Ago	Month Ago
Butane	78.8	81.5	71.3
IsoButane	109	107.4	108.6
Natural Gasoline	141.9	148.8	144.4
Propane	72	76.5	72.1

CONWAY

	Last	Week Ago	Month Ago
Butane	97	98.3	87.3
IsoButane	118.5	118	116
Natural Gasoline	143.5	150.8	144.5
Propane	69.9	73.4	70.3

MB NON

	Last	Week Ago	Month Ago
Butane	98.8	101.5	91.3
IsoButane	109	107.4	108.6
Natural Gasoline	141.9	148.8	144.4
Propane	72	75.3	71.8

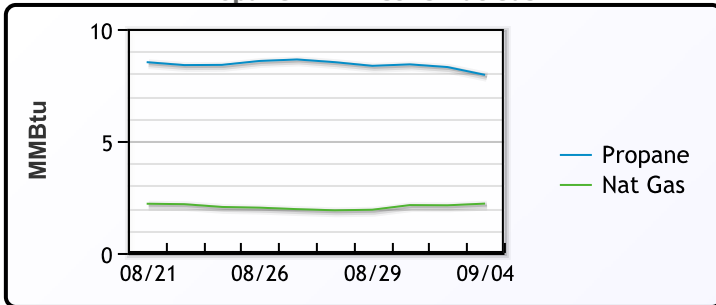
EDMONTON

	Last	Week Ago	Month Ago
Propane	50.9	48.4	45.3

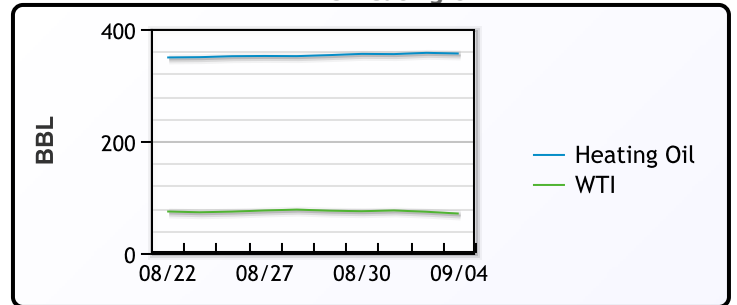
SARNIA

	Last	Week Ago	Month Ago
Propane	82	83.5	80

Propane MT.B Tet vs Nat Gas



WTI vs Heating Oil



FX

	Last	Change
CAD	1.3508	0.0002
DXY	101.273	-0.552
Gold	2495.29	-0.43

RATES

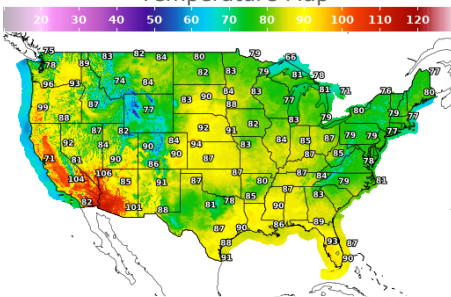
	Last	Change
US 2yr	3.7539	-0.1092
US 10yr	3.7552	-0.0758
CAN 10yr	2.994	-0.069

EQUITIES

	Last	Change
Nasdaq	17084.3	-52
TSX	1386.835	0.34
S&P 500	5520.07	-8.86

Weather Data

Temperature Map



City	HIGH °F	LOW °F
Calgary	65	50
Conway	75	64
Cushing	88	67
Denver	81	64
Houston	86	77
Mont Belvieu	85	75
Sarnia	78	52
Williston	82	57

Precipitation Map

