



MARKET DAILY

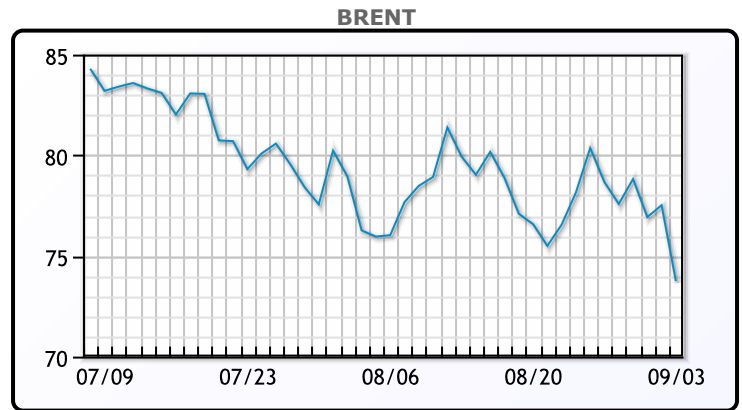
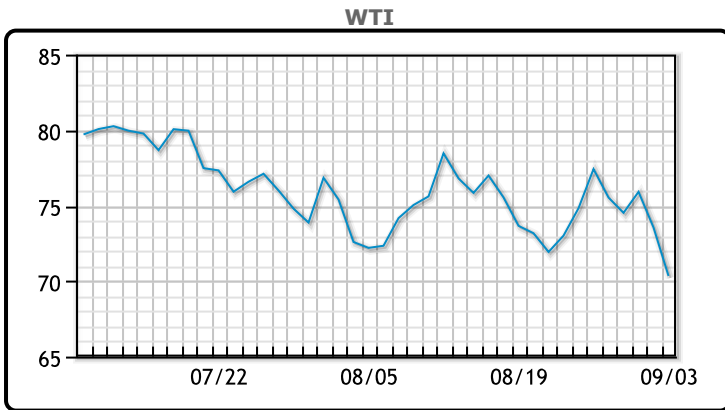
<https://www.pflpetroleum.com>
 1865 Veterans Park Dr. Suite 303
 Naples, Florida 34109
 Phone: 239-390-2885
 Fax: 239-949-0611
 Sep 3, 2024 8:07 PM

Major Energy Futures		
	Settle	Change
Brent	73.75	-3.77
Gas Oil	678.5	-15.25
Natural Gas	2.203	0.076
RBOB	197.77	-11.55
ULSD	220.6	-7.23
WTI	70.34	-3.21

Market Commentary

Oil prices were lower today tanking to their lowest levels as there are signs of a deal to resolve a dispute with Libyan crude production and exports. China reported on Monday that new export orders fell for the first time in eight months in July and that prices of new homes rose in August at their weakest pace this year. Hopes that the U.S. driving season would propel prices to new 2024 highs this summer have also failed to materialize, said Fawad Razaqada, a market analyst at Forex. U.S. gasoline futures fell nearly 6% to their lowest since December 2021, as the end of the summer driving season weighed on demand for the motor fuel. "The fact that recent data shows no signs of any acceleration in import demand in China, Europe or North America points to a situation where the oil market is not going to be as tight as expected a few months ago," Razaqada said. WTI traded down \$3.21 or -4.4% to close at \$70.34. Brent traded down \$3.77 or -4.9% to close at \$73.75.

Crude & Product Markets

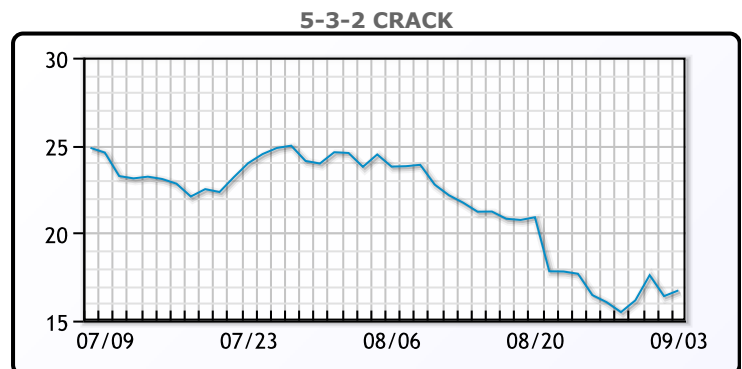
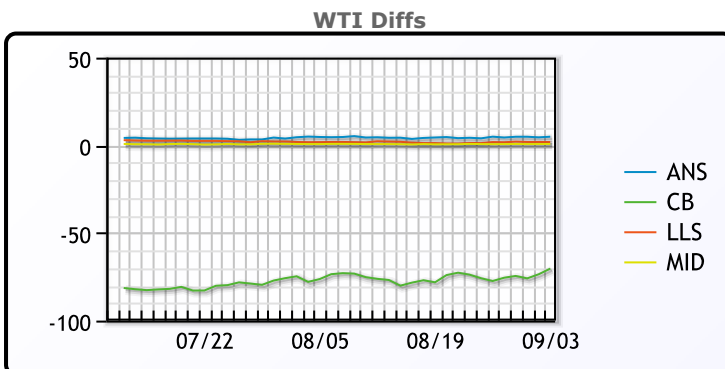


CRUDE

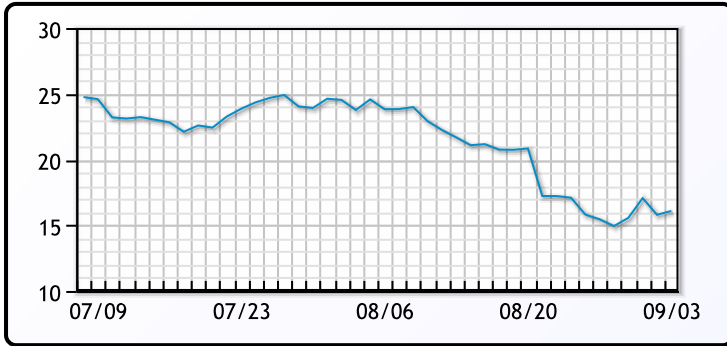
	Last	Week Ago	Month Ago
ANS	75.24	80.78	78.13
BLS	73.2	73.14	68.65
LLS	72.19	77.81	75.42
Mid	71.1	76.61	74.32
WTI	70.34	75.91	73.52

PRODUCTS

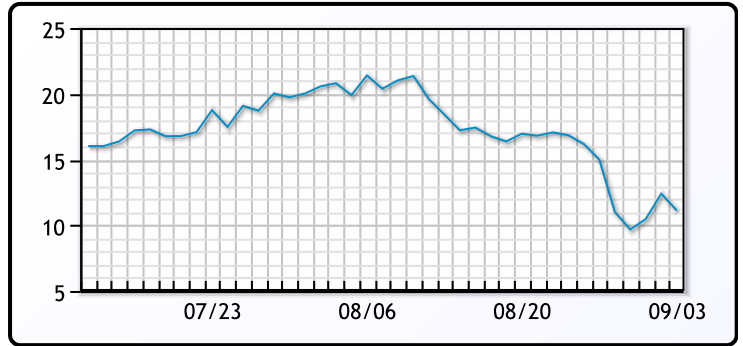
	Last	Week Ago	Month Ago
Gulf RBOB	1.9077	2.0352	2.2951
Gulf ULSD	2.1355	2.2351	2.2185
NYH RBOB	2.1022	2.2582	2.3606
NYH ULSD	2.2055	2.2946	2.2685
USGC 3%	56.33	62.52	59.92



3-2-1 Crack



Gulf 3-2-1 Crack



NGLs

MB

	Last	Week Ago	Month Ago
Butane	79	81.5	71.3
IsoButane	109	108.8	108.6
Natural Gasoline	143.1	150.1	144.4
Propane	72.8	78	72.1

CONWAY

	Last	Week Ago	Month Ago
Butane	96.5	98.8	87.3
IsoButane	118.5	115	116
Natural Gasoline	143.5	153	144.5
Propane	70.3	74.8	70.3

MB NON

	Last	Week Ago	Month Ago
Butane	99	101.5	91.3
IsoButane	109	108.8	108.6
Natural Gasoline	143.1	150.1	144.4
Propane	72.1	76.3	71.8

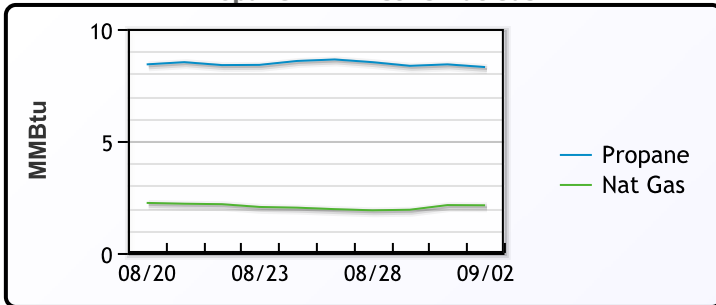
EDMONTON

	Last	Week Ago	Month Ago
Propane	47.8	49.8	45.3

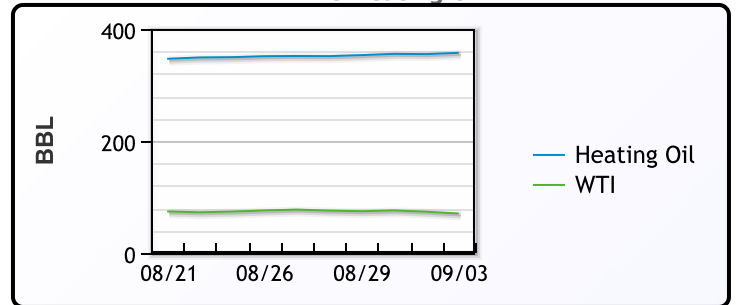
SARNIA

	Last	Week Ago	Month Ago
Propane	82.5	83.5	80

Propane MT.B Tet vs Nat Gas



WTI vs Heating Oil



FX

	Last	Change
CAD	1.3546	-0.0005
DXY	101.717	-0.108
Gold	2493.05	0.14

RATES

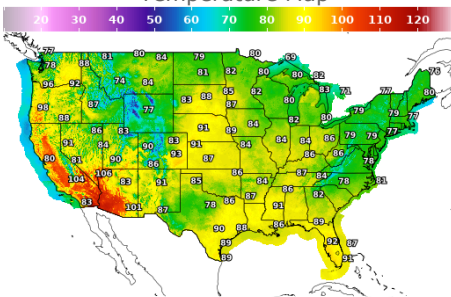
	Last	Change
US 2yr	3.8672	0.0041
US 10yr	3.8348	0.0038
CAN 10yr	3.063	-0.097

EQUITIES

	Last	Change
Nasdaq	17136.3	-577.33
TSX	1386.495	-14.633
S&P 500	5528.93	-119.47

Weather Data

Temperature Map



City	HIGH °F	LOW °F
Calgary	78	56
Conway	89	58
Cushing	79	67
Denver	91	70
Houston	89	77
Mont Belvieu	86	74
Sarnia	71	49
Williston	92	66

Precipitation Map

