



MARKET DAILY

<https://www.pflpetroleum.com>
 1865 Veterans Park Dr. Suite 303
 Naples, Florida 34109
 Phone: 239-390-2885
 Fax: 239-949-0611
 Sep 30, 2024 6:43 PM

Major Energy Futures		
	Settle	Change
Brent	71.81	0.27
Gas Oil	664.25	-1.25
Natural Gas	2.923	0.021
RBOB	193.51	0.81
ULSD	215.44	0.31
WTI	68.17	-0.1

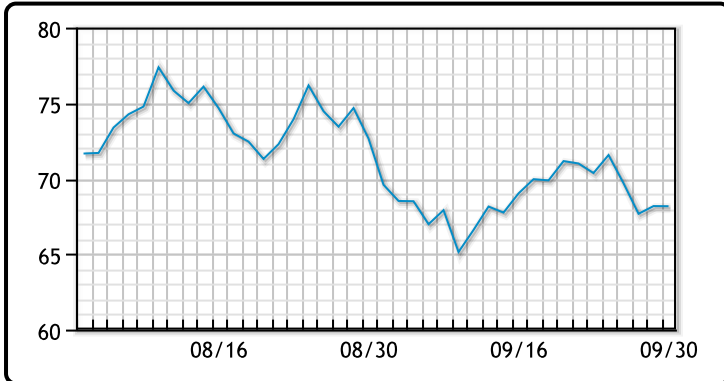
Market Commentary

Oil prices were largely unchanged on Monday but saw a significant 17% drop for the third quarter due to concerns over weak global demand. Brent crude futures for November delivery fell 21 cents to \$71.77 per barrel, while the December contract gained 27 cents to \$71.81. West Texas Intermediate (WTI) settled at \$68.17, down 16% for the quarter.

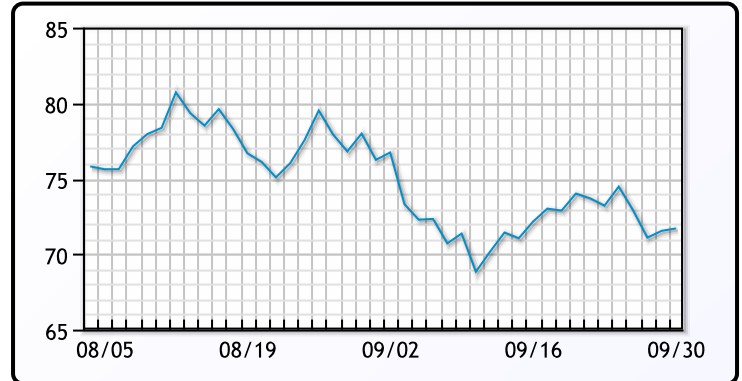
Fears of the Middle East conflict impacting oil supply supported prices slightly, but concerns about rising global supplies and weak Chinese demand, despite recent stimulus efforts, weighed heavily on the market. Additionally, Libya's potential recovery in oil output added to the downward pressure.

Crude & Product Markets

WTI



BRENT



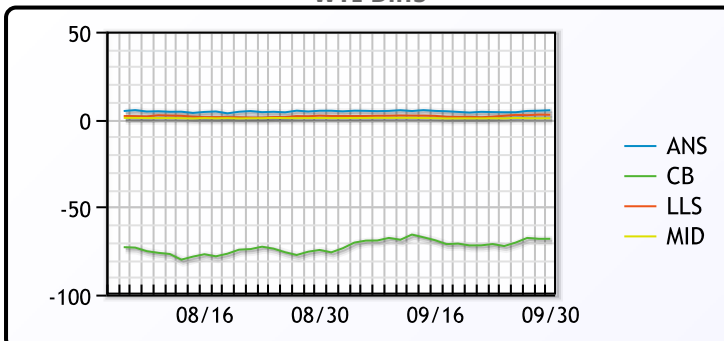
CRUDE

	Last	Week Ago	Month Ago
ANS	73.32	74.33	78.08
BLS	73.2	73.14	68.65
LLS	70.77	72.82	75.45
Mid	68.77	71.09	74.26
WTI	68.17	70.32	73.55

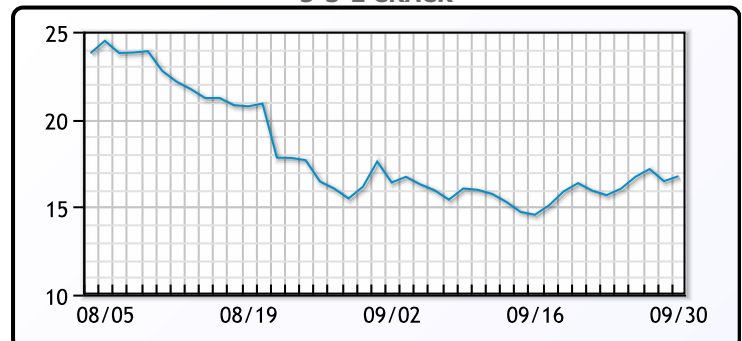
PRODUCTS

	Last	Week Ago	Month Ago
Gulf RBOB	1.8951	1.9092	2.0332
Gulf ULSD	2.0879	2.1024	2.2083
NYH RBOB	2.0151	2.0899	2.2422
NYH ULSD	2.155	2.1377	2.2664
USGC 3%	54.25	56.06	61.33

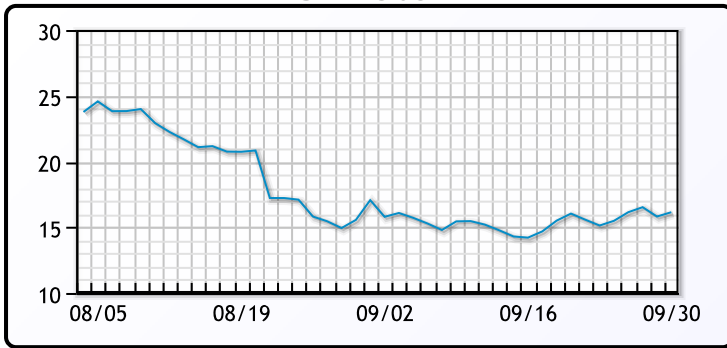
WTI Diffs



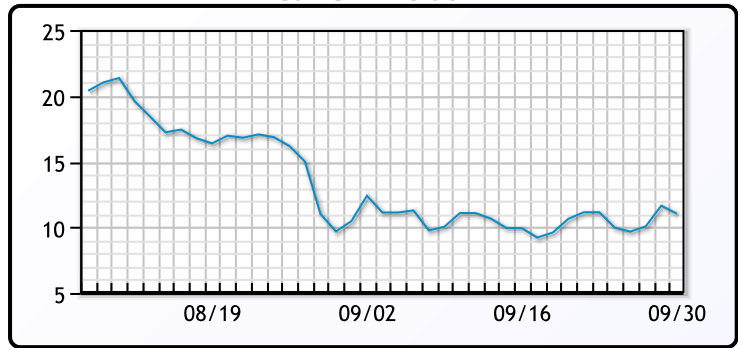
5-3-2 CRACK



3-2-1 Crack



Gulf 3-2-1 Crack



NGLs

MB

	Last	Week Ago	Month Ago
Butane	98.75	99.25	94.75
IsoButane	105	103	105.5
Natural Gasoline	141	144.3	145.5
Propane	50.5	63.5	75.5

CONWAY

	Last	Week Ago	Month Ago
Butane	100.5	100.25	99
IsoButane	106	107	118
Natural Gasoline	147.25	147	148
Propane	64.75	67.25	71.75

MB NON

	Last	Week Ago	Month Ago
Butane	102.75	103.25	100.75
IsoButane	105	103	105.5
Natural Gasoline	142.25	144.25	146.25
Propane	69	65.9	72

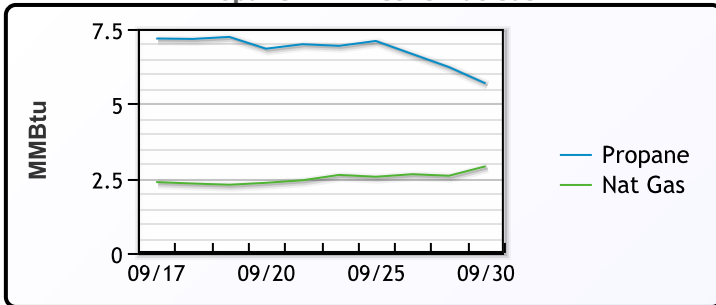
EDMONTON

	Last	Week Ago	Month Ago
Propane	52	54.8	48.8

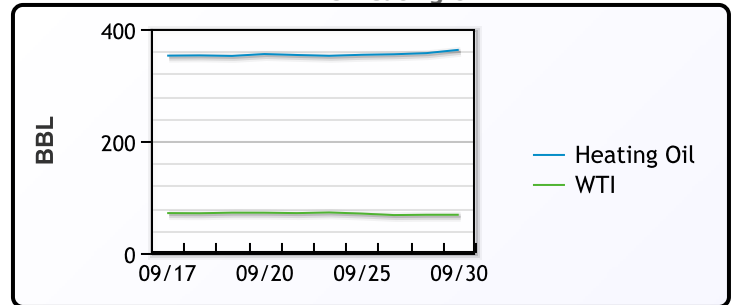
SARNIA

	Last	Week Ago	Month Ago
Propane	69	75.5	82.5

Propane MT.B Tet vs Nat Gas



WTI vs Heating Oil



FX

	Last	Change
CAD	1.3524	-0.0001
DXY	100.779	0.398
Gold	2634.77	0.19

RATES

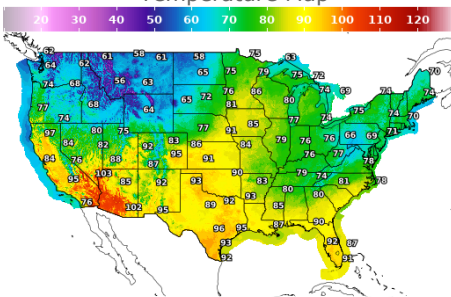
	Last	Change
US 2yr	3.6411	0.0819
US 10yr	3.7809	0.0303
CAN 10yr	2.957	0

EQUITIES

	Last	Change
Nasdaq	18189.17	69.58
TSX	1438.824	2.413
S&P 500	5762.48	24.31

Weather Data

Temperature Map



City	HIGH °F	LOW °F
Calgary	56	36
Conway	76	55
Cushing	89	61
Denver	84	61
Houston	94	76
Mont Belvieu	90	70
Sarnia	73	60
Williston	75	50

Precipitation Map

