



# MARKET DAILY

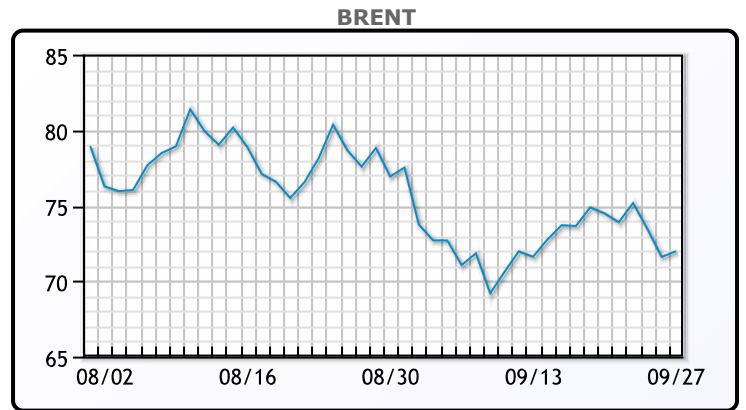
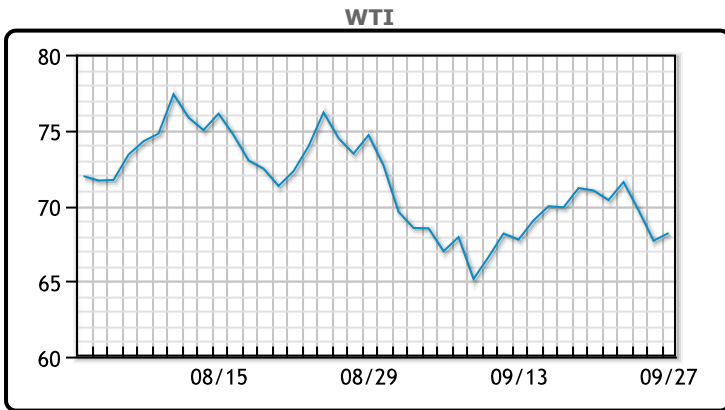
<https://www.pflpetroleum.com>  
 1865 Veterans Park Dr. Suite 303  
 Naples, Florida 34109  
 Phone: 239-390-2885  
 Fax: 239-949-0611  
 Sep 27, 2024 7:48 PM

Major Energy Futures		
	Settle	Change
Brent	71.98	0.38
Gas Oil	657.5	-13.75
Natural Gas	2.902	-0.064
RBOB	195.3	-3.86
ULSD	213.27	-2.41
WTI	68.18	0.51

**Market Commentary**

Oil prices rose on Friday but ended the week lower, as investors balanced rising global supply expectations with new stimulus from China. Brent crude gained 38 cents (0.53%) to \$71.89, and U.S. WTI rose 51 cents (0.75%) to \$68.18, though both fell 3-5% over the week. China's central bank cut interest rates, but concerns over OPEC+ supply increases, starting in December, pressured prices. Libya's resolution of a central bank dispute is set to boost crude exports, and U.S. Gulf operations resumed after Hurricane Helene. Meanwhile, hurricane damage in Florida could reduce fuel demand, and Middle East tensions may affect global supplies.

## Crude & Product Markets

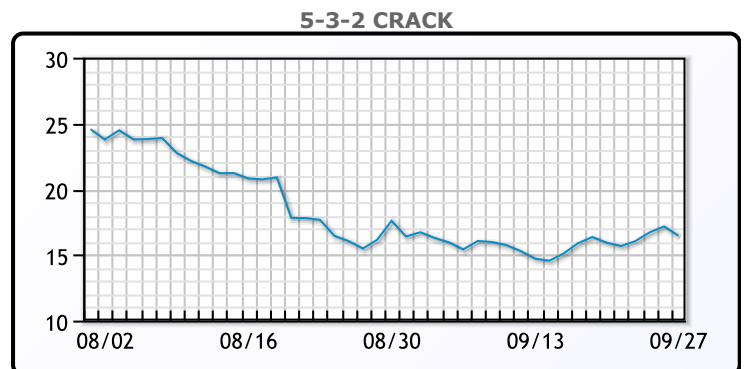
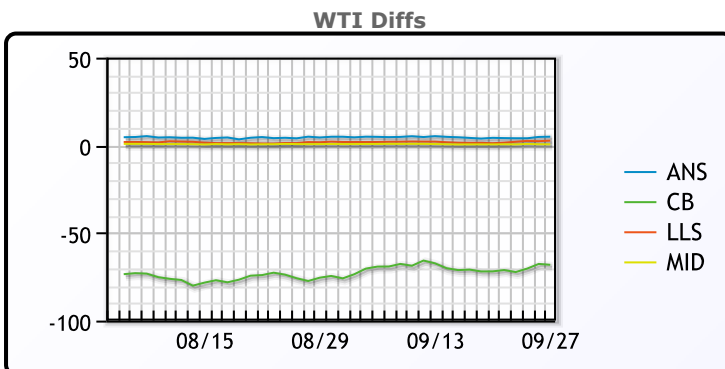


**CRUDE**

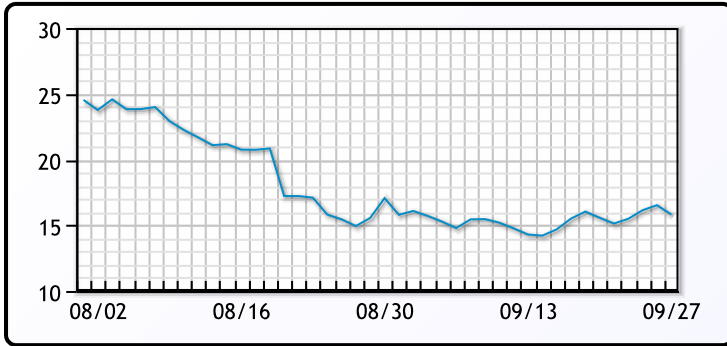
	Last	Week Ago	Month Ago
ANS	73.08	76.17	79.96
BLS	73.2	73.14	68.65
LLS	70.85	73.12	77.26
Mid	68.75	72.44	76.23
WTI	68.18	71.92	75.53

**PRODUCTS**

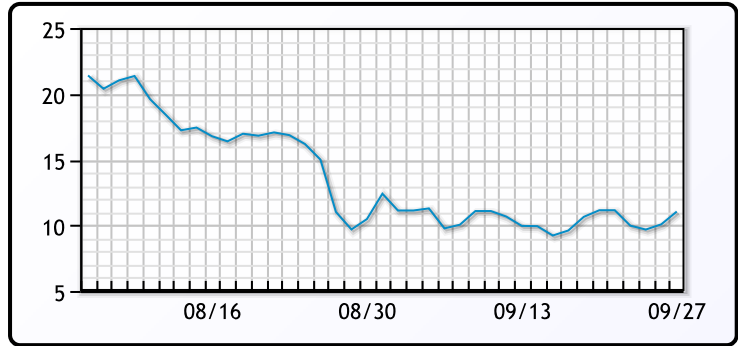
	Last	Week Ago	Month Ago
Gulf RBOB	1.8795	1.9598	2.0376
Gulf ULSD	2.0903	2.099	2.2296
NYH RBOB	2.043	2.1314	2.2629
NYH ULSD	2.1483	2.14425	2.2562
USGC 3%	54.84	57.2	62.36



3-2-1 Crack



Gulf 3-2-1 Crack



NGLs

MB

	Last	Week Ago	Month Ago
Butane	82	82.8	81.5
IsoButane	103.3	101.3	108.8
Natural Gasoline	142	146.8	150.1
Propane	51.3	63.6	78

CONWAY

	Last	Week Ago	Month Ago
Butane	98.8	100.3	98.8
IsoButane	103	103	115
Natural Gasoline	144.1	147.3	153
Propane	65	66.3	74.8

MB NON

	Last	Week Ago	Month Ago
Butane	102	102.8	101.5
IsoButane	103.3	101.3	108.8
Natural Gasoline	142	146.8	150.1
Propane	67	66.3	76.3

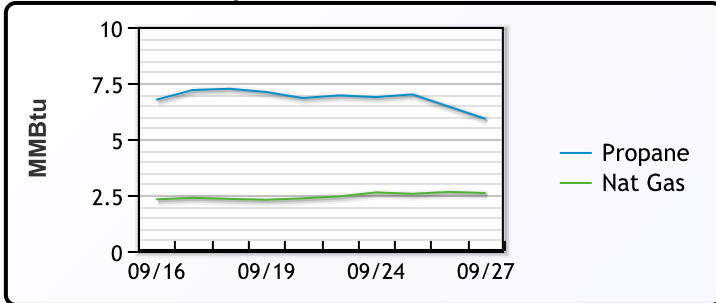
EDMONTON

	Last	Week Ago	Month Ago
Propane	53	54.3	49.8

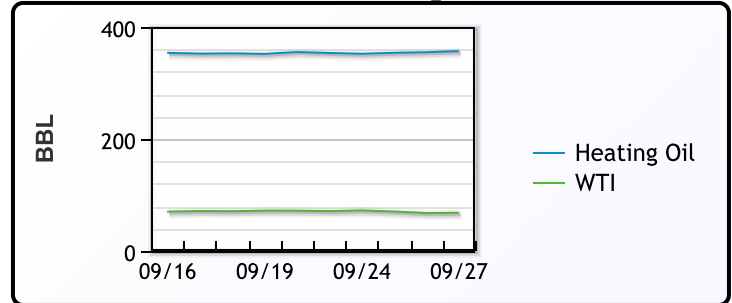
SARNIA

	Last	Week Ago	Month Ago
Propane	69	75.5	83.5

Propane MT.B Tet vs Nat Gas



WTI vs Heating Oil



FX

	Last	Change
CAD	1.3516	0.0051
DXY	100.381	-0.181
Gold	2658.24	-14.14

RATES

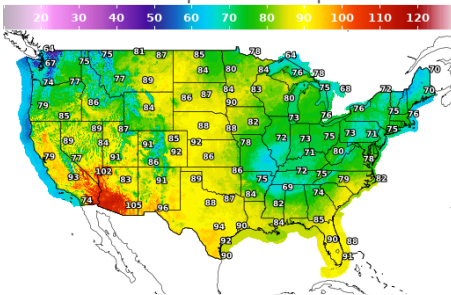
	Last	Change
US 2yr	3.5592	-0.0695
US 10yr	3.7506	-0.0457
CAN 10yr	2.957	-0.062

EQUITIES

	Last	Change
Nasdaq	18119.59	-70.7
TSX	1436.411	-3.506
S&P 500	5738.17	-7.2

Weather Data

Temperature Map



City	HIGH °F	LOW °F
Calgary	69	45
Conway	76	56
Cushing	83	59
Denver	83	68
Houston	90	73
Mont Belvieu	86	65
Sarnia	77	59
Williston	85	56

Precipitation Map

