



MARKET DAILY

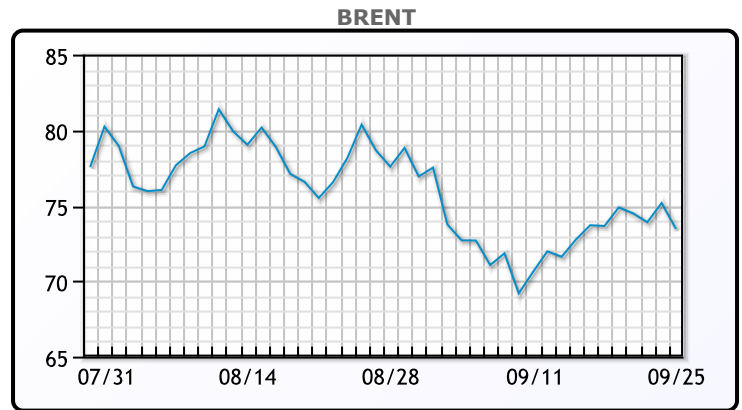
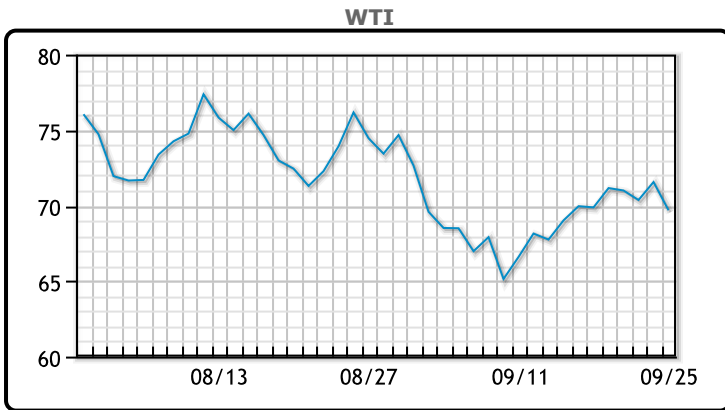
<https://www.pflpetroleum.com>
 1865 Veterans Park Dr. Suite 303
 Naples, Florida 34109
 Phone: 239-390-2885
 Fax: 239-949-0611
 Sep 25, 2024 6:02 PM

Major Energy Futures		
	Settle	Change
Brent	73.46	-1.71
Gas Oil	672.5	8.5
Natural Gas	2.637	0.086
RBOB	199.99	-2.98
ULSD	216.02	-2.03
WTI	69.69	-1.87

Market Commentary

Oil prices were higher lower today trading down as worries over supply disruptions in Libya eased and demand concerns persisted. Falling crude inventories and rising Mid-East tensions did provide some support. "A pending resolution to Libya's central bank crisis would restore significant oil supply, while U.S. Gulf production outages are seen as very temporary," said Clay Seigle, energy strategist. A hurricane threatening the U.S. Gulf Coast has changed course, toward Florida and away from oil and gas-producing areas near Texas, Louisiana and Mississippi. Despite a slew of monetary support measures announced by China's central bank on Tuesday, the boldest since the pandemic, analysts warned that more fiscal help was needed to boost activity in the world's largest crude importer. WTI traded down \$1.87 or -2.61% to close at \$69.69. Brent traded down \$1.71 or -2.27% to close at \$73.46.

Crude & Product Markets

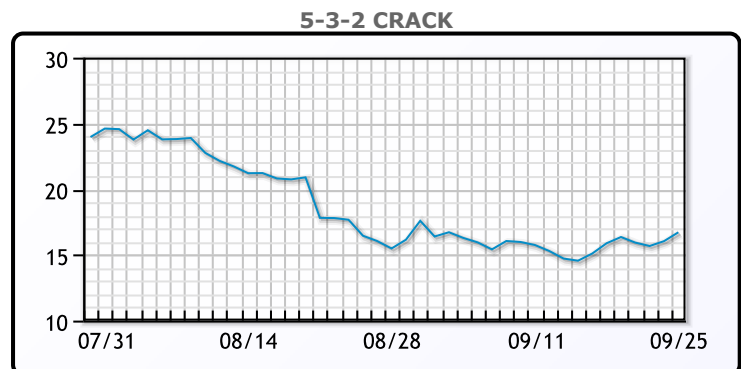
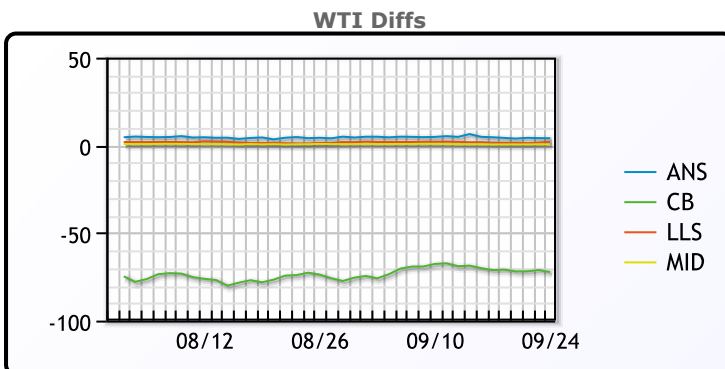


CRUDE

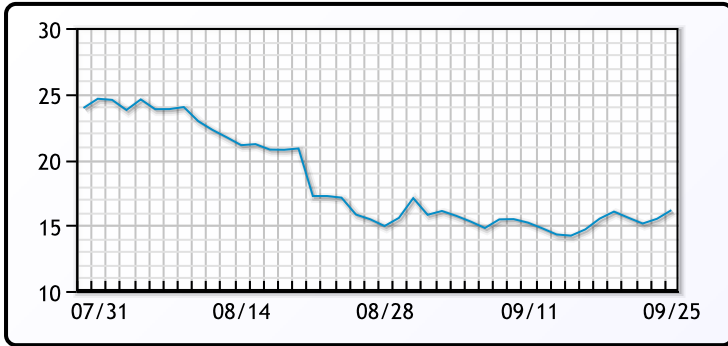
	Last	Week Ago	Month Ago
ANS	76.33	75.77	79.81
BLS	73.2	73.14	68.65
LLS	74.32	73.35	77.09
Mid	72.85	72.47	76.53
WTI	72.32	71.95	75.84

PRODUCTS

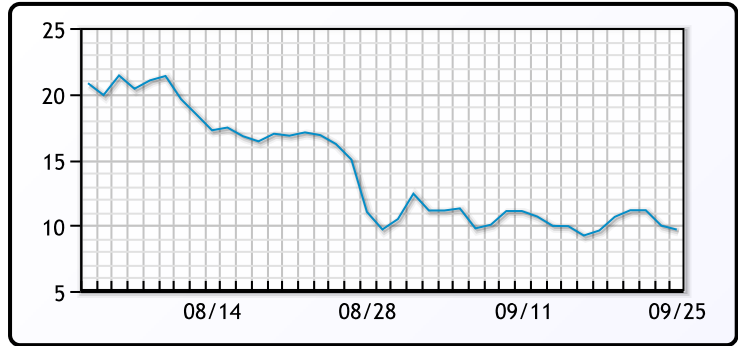
	Last	Week Ago	Month Ago
Gulf RBOB	1.9092	1.9598	2.2111
Gulf ULSD	2.1024	2.099	2.2401
NYH RBOB	2.0899	2.1314	2.3001
NYH ULSD	2.1377	2.14425	2.3016
USGC 3%	56.06	57.2	61.57



3-2-1 Crack



Gulf 3-2-1 Crack



NGLs

MB

	Last	Week Ago	Month Ago
Butane	99	96.5	94.5
IsoButane	104	101.5	107.5
Natural Gasoline	142.9	146	150.5
Propane	61	66.25	78.75

CONWAY

	Last	Week Ago	Month Ago
Butane	100	97.5	97
IsoButane	106	107	117
Natural Gasoline	147	149.5	153
Propane	64.5	68	74.75

MB NON

	Last	Week Ago	Month Ago
Butane	103	100.5	100.5
IsoButane	104	101.5	107.5
Natural Gasoline	142.75	146.25	150.25
Propane	63	67.3	77

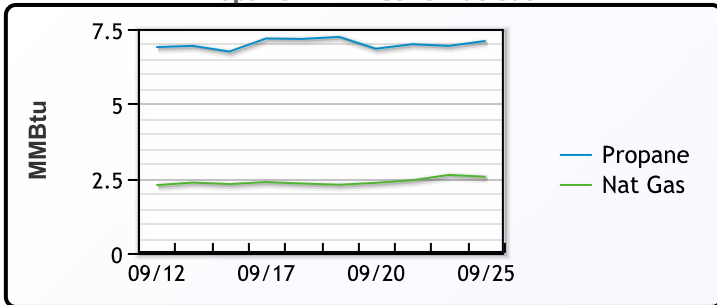
EDMONTON

	Last	Week Ago	Month Ago
Propane	54.3	52.5	47

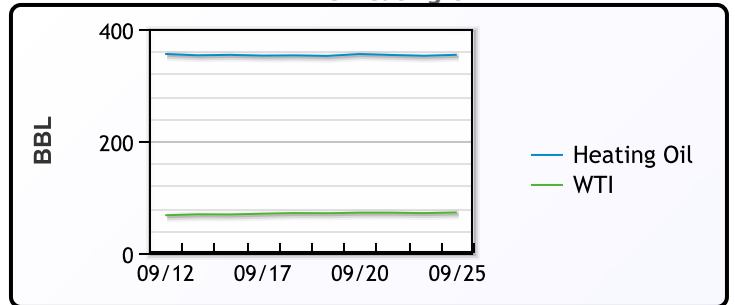
SARNIA

	Last	Week Ago	Month Ago
Propane	75.5	75.5	81.5

Propane MT.B Tet vs Nat Gas



WTI vs Heating Oil



FX

	Last	Change
CAD	1.3485	0
DXY	100.918	0.452
Gold	2657.73	0.84

RATES

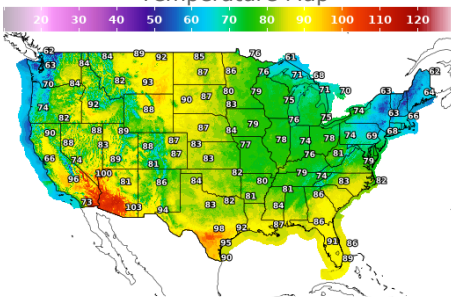
	Last	Change
US 2yr	3.5592	0.0213
US 10yr	3.7849	0.0569
CAN 10yr	3.01	0.054

EQUITIES

	Last	Change
Nasdaq	18082.21	7.69
TSX	1432.605	-2.791
S&P 500	5722.26	-10.67

Weather Data

Temperature Map



City	HIGH °F	LOW °F
Calgary	83	57
Conway	84	60
Cushing	82	57
Denver	86	61
Houston	93	77
Mont Belvieu	90	74
Sarnia	73	62
Williston	91	61

Precipitation Map

