



# MARKET DAILY

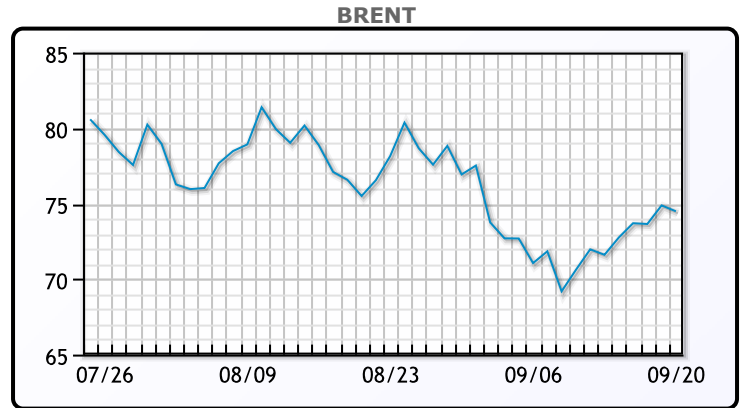
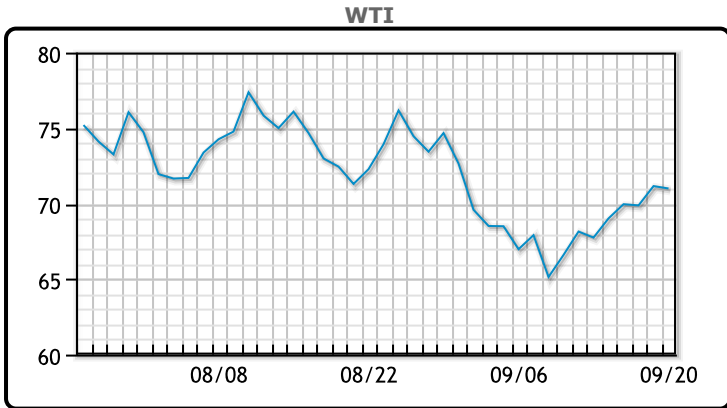
<https://www.pflpetroleum.com>  
 1865 Veterans Park Dr. Suite 303  
 Naples, Florida 34109  
 Phone: 239-390-2885  
 Fax: 239-949-0611  
 Sep 20, 2024 5:53 PM

Major Energy Futures		
	Settle	Change
Brent	74.49	-0.39
Gas Oil	665.75	10.75
Natural Gas	2.434	0.064
RBOB	203.64	4.93
ULSD	216.15	2.45
WTI	71.92	-0.03

**Market Commentary**

Oil prices were lower on the day but traded higher week over week. Signs of a slowing economy in major commodity consumer China gave prices a ceiling. But for the week, both benchmarks settled up more than 4%. Prices have recovered after Brent fell below \$69 for the first time in nearly three years on Sept. 10. "The market concluded that a sub-\$70 level combined with hedge funds holding a record weak belief in higher prices of crude and fuel products would require a recession to be justified, a risk this week's bumper U.S. rate cut helped reduce," Ole Hansen, head of commodity strategy at Saxo Bank, said. Rising tensions in the Middle East, raising the risk of supply disruption, further boosted the oil market. WTI traded down \$.03 or -.4% to close at \$71.92. Brent traded down \$.39 or -.52% to close at \$74.49.

## Crude & Product Markets

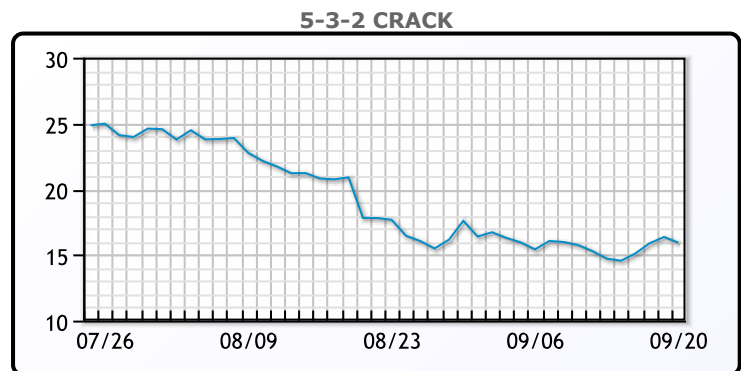
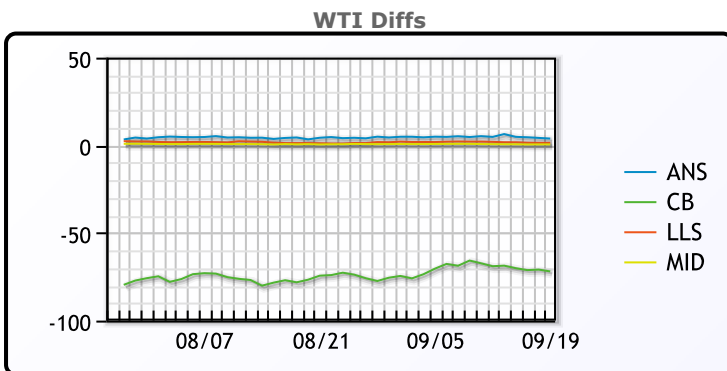


**CRUDE**

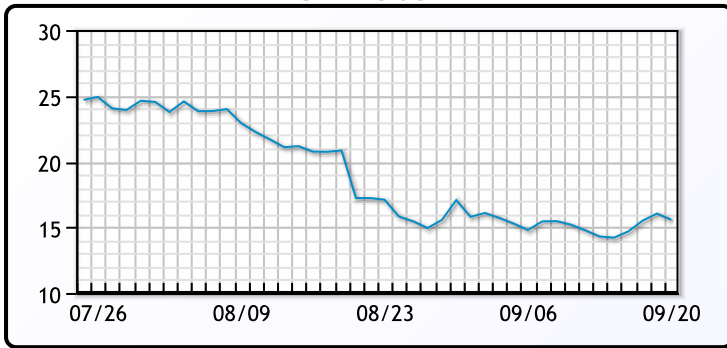
	Last	Week Ago	Month Ago
ANS	75.77	75.04	78.67
BLS	73.2	73.14	68.65
LLS	73.35	70.4	75.52
Mid	72.47	69.25	74.86
WTI	71.95	68.65	74.37

**PRODUCTS**

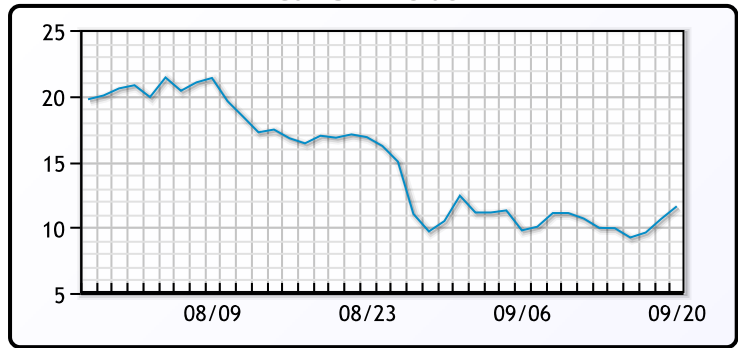
	Last	Week Ago	Month Ago
Gulf RBOB	1.9598	1.8642	2.1835
Gulf ULSD	2.099	2.0093	2.1972
NYH RBOB	2.1314	2.0402	2.2778
NYH ULSD	2.14425	2.043	2.2232
USGC 3%	57.32	54.64	60.31



3-2-1 Crack



Gulf 3-2-1 Crack



NGLs

MB

	Last	Week Ago	Month Ago
Butane	82.8	74.6	79.6
IsoButane	101.3	101.3	109.8
Natural Gasoline	146.8	142.5	146.3
Propane	63.6	61.8	78

CONWAY

	Last	Week Ago	Month Ago
Butane	100.3	90.5	96.5
IsoButane	103	110	120
Natural Gasoline	147.3	144.5	148
Propane	66.3	66	74.5

MB NON

	Last	Week Ago	Month Ago
Butane	102.8	94.6	99.6
IsoButane	101.3	101.3	109.8
Natural Gasoline	146.8	142.5	146.3
Propane	66.3	64	76.5

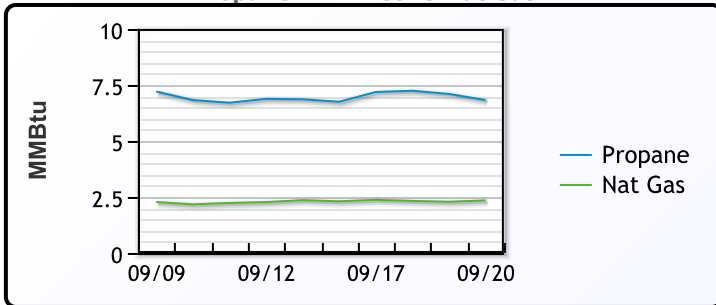
EDMONTON

	Last	Week Ago	Month Ago
Propane	54.3	52	50.5

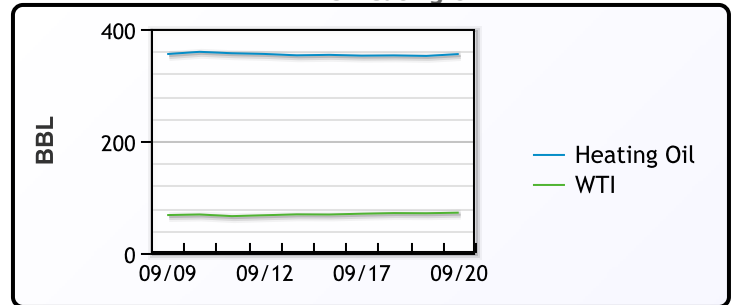
SARNIA

	Last	Week Ago	Month Ago
Propane	75.5	71	83

Propane MT.B Tet vs Nat Gas



WTI vs Heating Oil



FX

	Last	Change
CAD	1.3569	0.001
DXY	100.738	0.124
Gold	2621.88	35.14

RATES

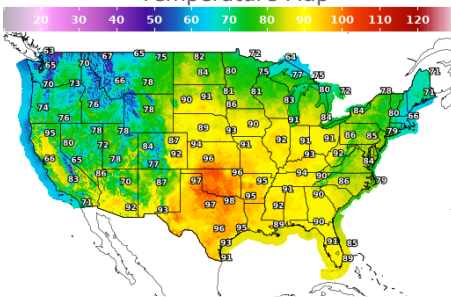
	Last	Change
US 2yr	3.591	0.0097
US 10yr	3.7413	0.0282
CAN 10yr	2.952	0.025

EQUITIES

	Last	Change
Nasdaq	17948.32	-65.66
TSX	1431.94	0.323
S&P 500	5702.55	-11.09

Weather Data

Temperature Map



City	HIGH °F	LOW °F
Calgary	49	41
Conway	75	58
Cushing	98	73
Denver	85	66
Houston	96	79
Mont Belvieu	96	77
Sarnia	81	59
Williston	78	53

Precipitation Map

