



MARKET DAILY

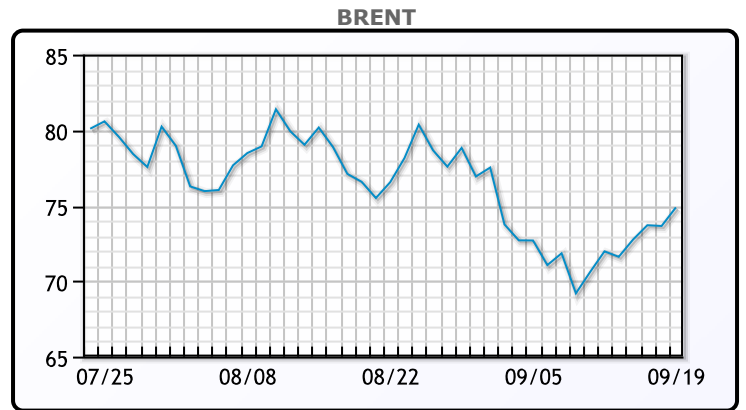
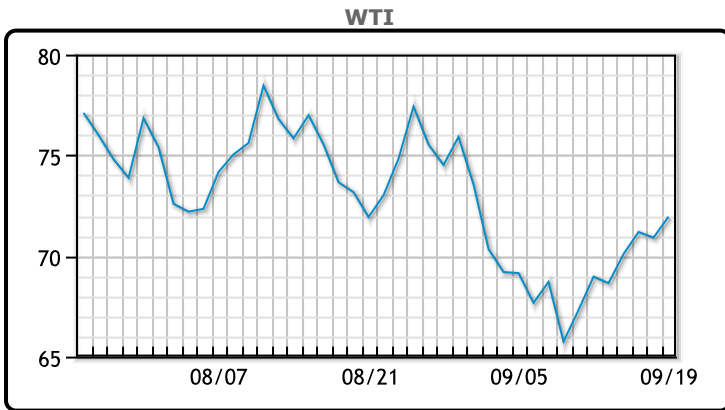
<https://www.pflpetroleum.com>
 1865 Veterans Park Dr. Suite 303
 Naples, Florida 34109
 Phone: 239-390-2885
 Fax: 239-949-0611
 Sep 19, 2024 7:02 PM

Major Energy Futures		
	Settle	Change
Brent	74.88	1.23
Gas Oil	669.25	8.5
Natural Gas	2.348	0.064
RBOB	206	4.93
ULSD	217.2	2.45
WTI	71.95	1.04

Market Commentary

Oil prices extended their recent recovery after a large cut in US interest rates and declining global stockpiles. Prices have gained in the last 5 of 7 sessions. Crude inventories fell to a one year low yesterday and this decline could accelerate next week as exports could rebound significantly. Declining global crude stockpiles should support oil prices going forward, pushing Brent back above \$80 in the coming months, UBS analysts said in a note to clients. Refinery output in China slowed for a fifth month in August, statistics bureau data showed over the weekend. China's industrial output growth also slowed to a five-month low last month, and retail sales and new home prices weakened further. WTI traded up \$1.04 or 1.5% to close at \$71.95. Brent traded up \$1.23 or 1.7% to close at \$74.88.

Crude & Product Markets

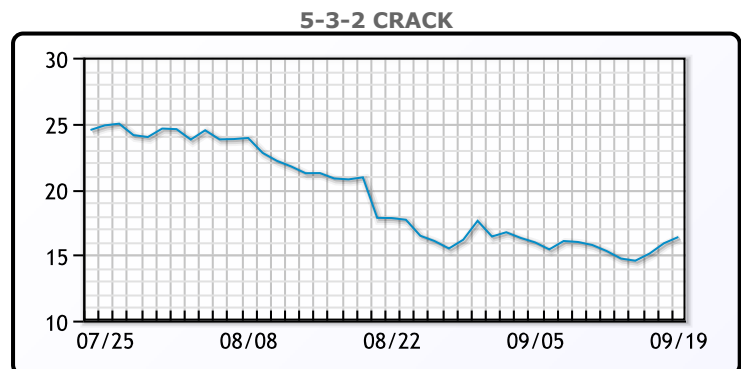
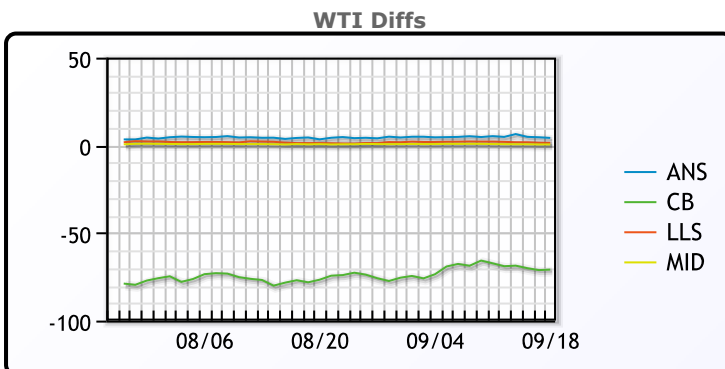


CRUDE

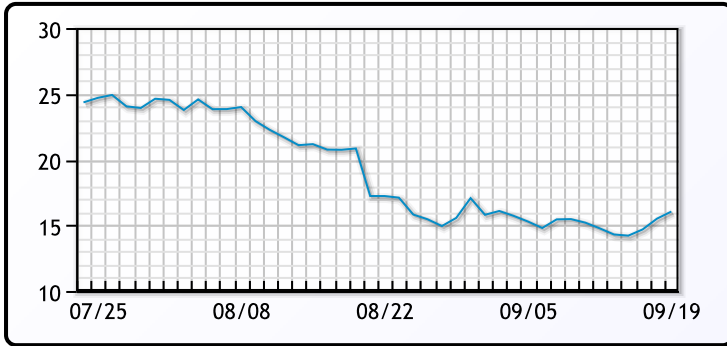
	Last	Week Ago	Month Ago
ANS	75.11	75.04	80.04
BLS	73.2	73.14	68.65
LLS	72.31	70.4	77.9
Mid	71.42	69.25	77.31
WTI	70.91	68.65	76.65

PRODUCTS

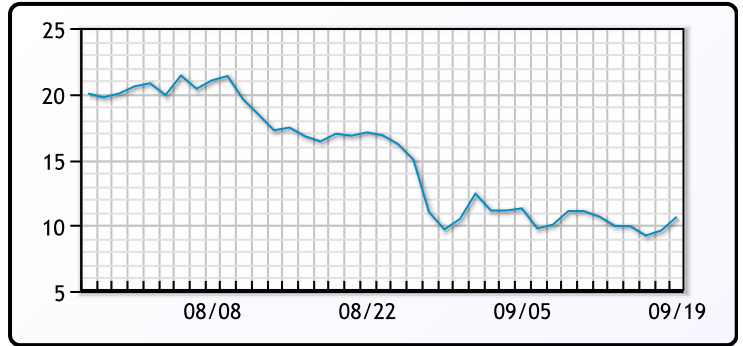
	Last	Week Ago	Month Ago
Gulf RBOB	1.9759	1.8642	2.2088
Gulf ULSD	2.1155	2.0093	2.188
NYH RBOB	2.155	2.0402	2.3023
NYH ULSD	2.16675	2.043	2.2085
USGC 3%	55.47	54.64	62.28



3-2-1 Crack



Gulf 3-2-1 Crack



NGLs

MB

	Last	Week Ago	Month Ago
Butane	81.3	73	79.4
IsoButane	101.3	99.8	109.6
Natural Gasoline	148	143.5	148.1
Propane	62.5	62.8	77.1

CONWAY

	Last	Week Ago	Month Ago
Butane	99	90.5	96.8
IsoButane	105	109	117
Natural Gasoline	151.5	144.5	148
Propane	68.5	66.3	73.8

MB NON

	Last	Week Ago	Month Ago
Butane	101.3	93	99.4
IsoButane	101.3	99.8	109.6
Natural Gasoline	148	143.5	148.1
Propane	66.5	64.8	75.6

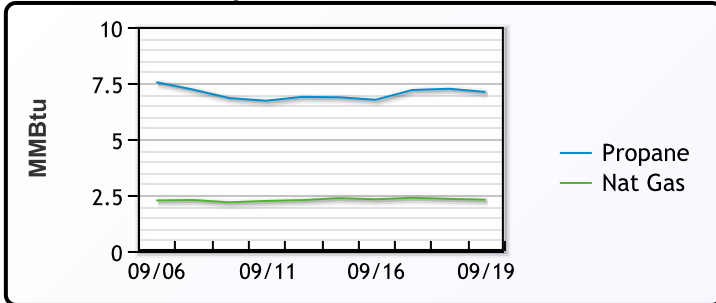
EDMONTON

	Last	Week Ago	Month Ago
Propane	54.5	51.8	49.8

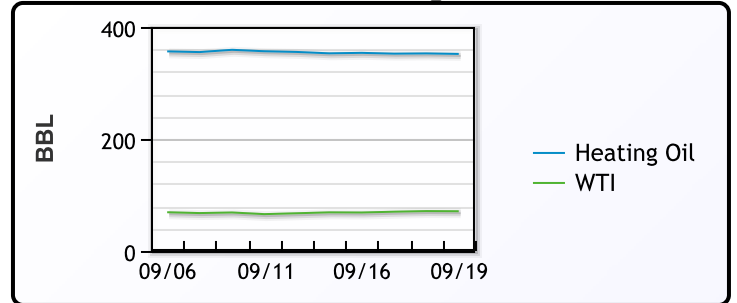
SARNIA

	Last	Week Ago	Month Ago
Propane	75.5	70.5	83

Propane MT.B Tet vs Nat Gas



WTI vs Heating Oil



FX

	Last	Change
CAD	1.3561	0.0002
DXY	100.614	0.018
Gold	2587.57	0.83

RATES

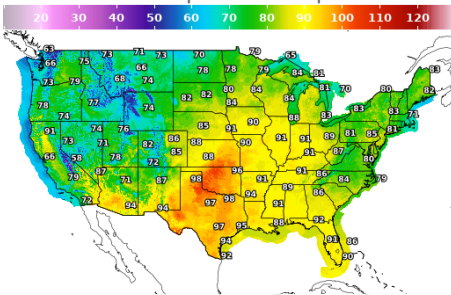
	Last	Change
US 2yr	3.5813	-0.0359
US 10yr	3.7131	0.0093
CAN 10yr	2.927	0.001

EQUITIES

	Last	Change
Nasdaq	18013.98	440.68
TSX	1431.617	15.976
S&P 500	5713.64	95.38

Weather Data

Temperature Map



City	HIGH °F	LOW °F
Calgary	66	48
Conway	76	63
Cushing	98	69
Denver	82	61
Houston	96	79
Mont Belvieu	90	77
Sarnia	79	61
Williston	67	57

Precipitation Map

