



MARKET DAILY

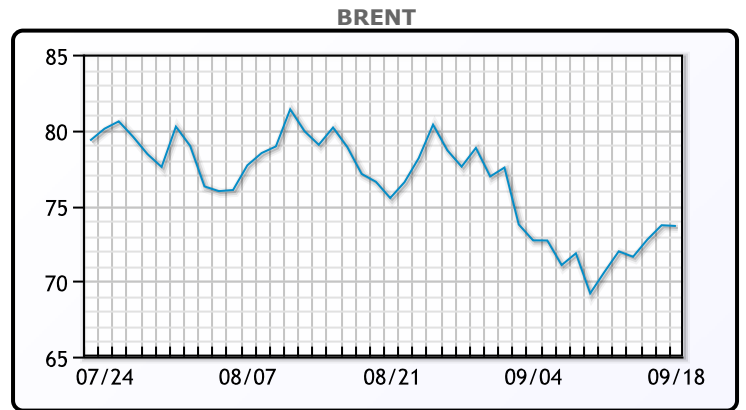
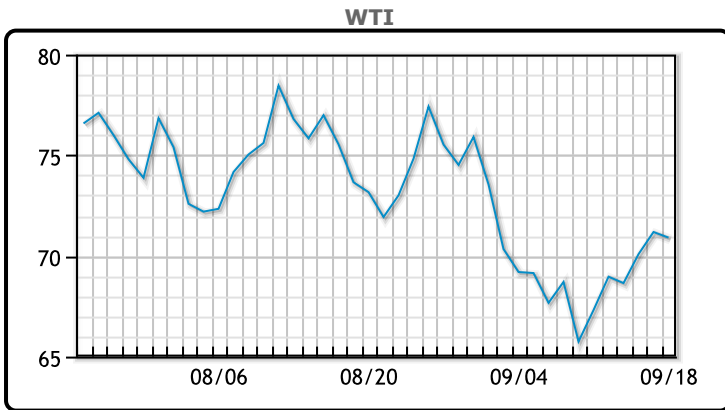
<https://www.pflpetroleum.com>
 1865 Veterans Park Dr. Suite 303
 Naples, Florida 34109
 Phone: 239-390-2885
 Fax: 239-949-0611
 Sep 18, 2024 7:34 PM

Major Energy Futures		
	Settle	Change
Brent	73.65	-0.05
Gas Oil	658.5	7.75
Natural Gas	2.284	-0.04
RBOB	201.07	0.88
ULSD	214.75	1.08
WTI	70.91	-0.28

Market Commentary

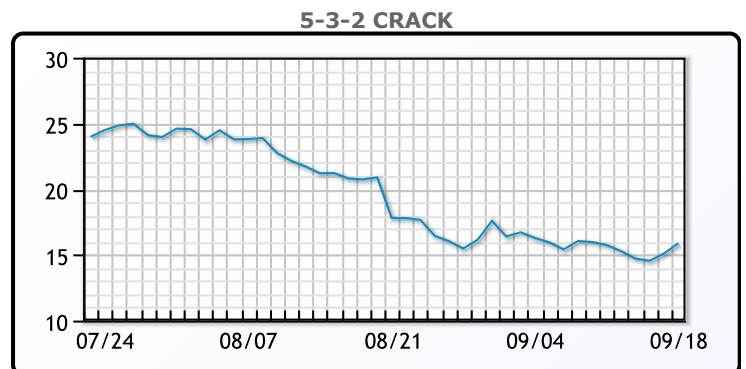
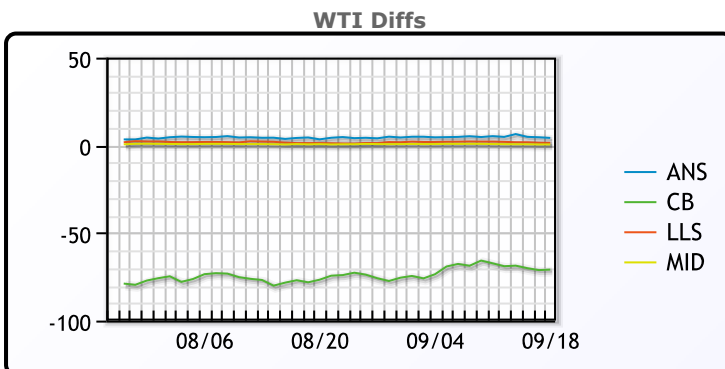
Oil prices were mostly flat today but traded down slightly despite the Fed announcing a 50bps rate cut. The cut is raising worries about the health of the US economy. While today's rate cut was largely expected it was larger than some initially thought, stoking concern the central bank may see a slowing job market. The Market shrugged off a decline in crude oil inventories as that was attributed to the impact of last week's storm. Crude inventories fell by 1.6 MM/bbl, compared to expectations of a 500K/bbls draw. "The problem with a 'Hurricane' report is that the numbers have a tendency to boomerang back in the opposite direction in the next week's report, after oil infrastructure comes back online," Yawger said. Gasoline and distillate inventories, meanwhile, rose slightly last week. WTI traded down .28 to close at \$70.91. Brent traded down \$.05 to close at \$73.65.

Crude & Product Markets



CRUDE			
	Last	Week Ago	Month Ago
ANS	75.11	75.04	80.04
BLS	73.2	73.14	68.65
LLS	72.31	70.4	77.9
Mid	71.42	69.25	77.31
WTI	70.91	68.65	76.65

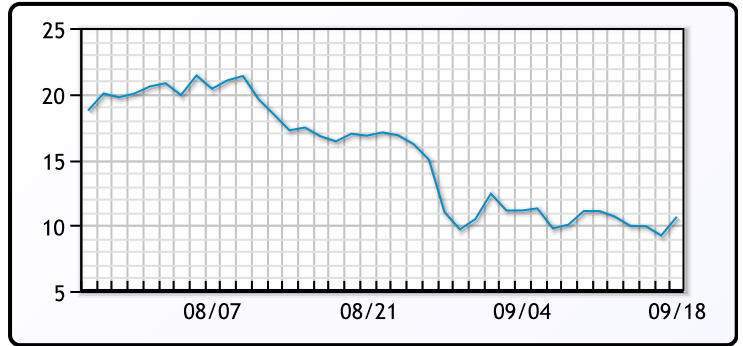
PRODUCTS			
	Last	Week Ago	Month Ago
Gulf RBOB	1.9207	1.8642	2.2427
Gulf ULSD	2.0835	2.0093	2.2487
NYH RBOB	2.1057	2.0402	2.3517
NYH ULSD	2.13975	2.043	2.2812
USGC 3%	55.47	54.64	62.28



3-2-1 Crack



Gulf 3-2-1 Crack



NGLs

MB

	Last	Week Ago	Month Ago
Butane	81	71.2	79.4
IsoButane	101.4	99.3	109.8
Natural Gasoline	146	137.8	149.3
Propane	65	63	76.8

CONWAY

	Last	Week Ago	Month Ago
Butane	97.3	89.5	94.5
IsoButane	104	109.5	117
Natural Gasoline	150	138.3	150
Propane	67.5	67.5	73.3

MB NON

	Last	Week Ago	Month Ago
Butane	101	91.3	99.4
IsoButane	101.4	99.3	109.8
Natural Gasoline	146	137.8	149.3
Propane	67.3	64	75

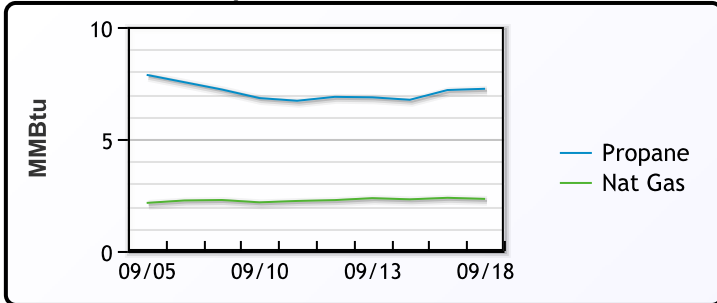
EDMONTON

	Last	Week Ago	Month Ago
Propane	52.5	50.8	49.3

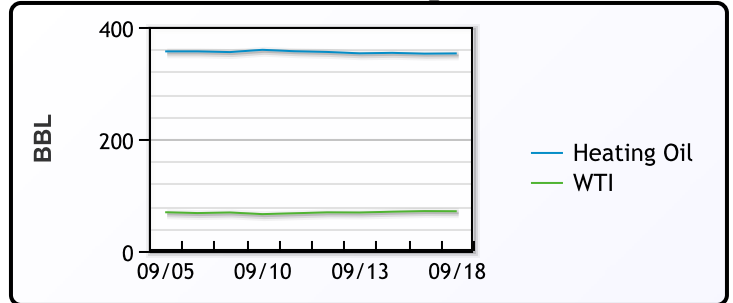
SARNIA

	Last	Week Ago	Month Ago
Propane	75.5	70.5	83

Propane MT.B Tet vs Nat Gas



WTI vs Heating Oil



FX

	Last	Change
CAD	1.3611	0.0006
DXY	100.596	-0.298
Gold	2558.06	-0.85

RATES

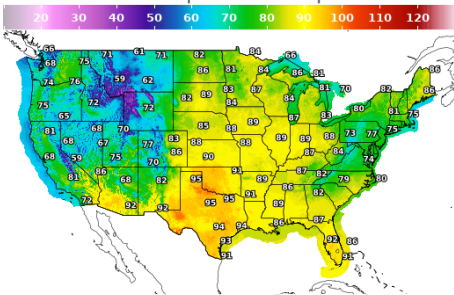
	Last	Change
US 2yr	3.6172	0.0124
US 10yr	3.7038	0.0582
CAN 10yr	2.926	0.034

EQUITIES

	Last	Change
Nasdaq	17573.3	-54.76
TSX	1415.641	-5.342
S&P 500	5618.26	-16.32

Weather Data

Temperature Map



City	HIGH °F	LOW °F
Calgary	67	48
Conway	79	65
Cushing	94	65
Denver	82	61
Houston	97	79
Mont Belvieu	90	76
Sarnia	80	62
Williston	73	59

Precipitation Map

