



MARKET DAILY

<https://www.pflpetroleum.com>
 1865 Veterans Park Dr. Suite 303
 Naples, Florida 34109
 Phone: 239-390-2885
 Fax: 239-949-0611
 Sep 17, 2024 8:23 PM

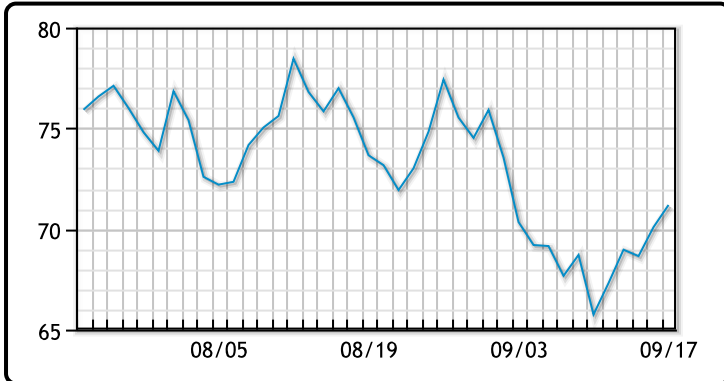
Major Energy Futures		
	Settle	Change
Brent	71.41	1.10
Gas Oil	650	7.75
Natural Gas	2.324	-0.049
RBOB	200.19	3.37
ULSD	213.67	3.99
WTI	73.70	0.95

Market Commentary

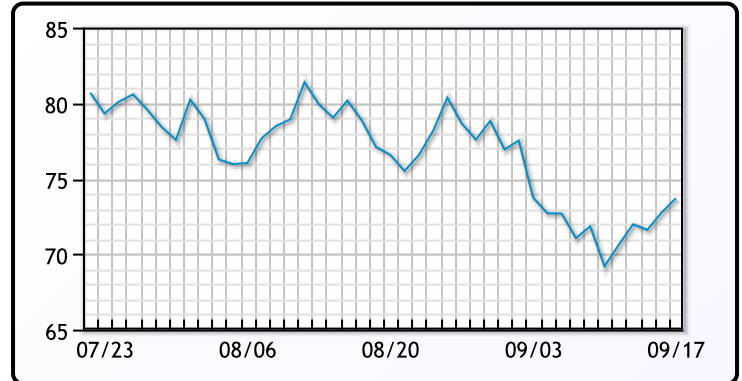
Oil prices rose today trading up as the market bets that demand will grow if the Fed lowers interest rates at their meeting tomorrow. Markets are pricing in a 70% chance of a 50bps cut. Meanwhile more than 12% of crude output remained offline after Hurricane Francine last week. Prices also drew support from supply disruption in Libya, where a rift between rival factions over control of the central bank has led to lower oil output and exports, Rystad analysts said on Tuesday. Libyan crude exports rose three-fold last week to about 550,000 barrels per day, a Reuters review of Kpler shipping data showed. That was still half the OPEC producer's exports last month of over 1 million bpd, the data showed. WTI traded up \$.95 or 1.3% to close at \$73.70. Brent traded up \$1.10 or 1.6% to close at \$71.41.

Crude & Product Markets

WTI



BRENT



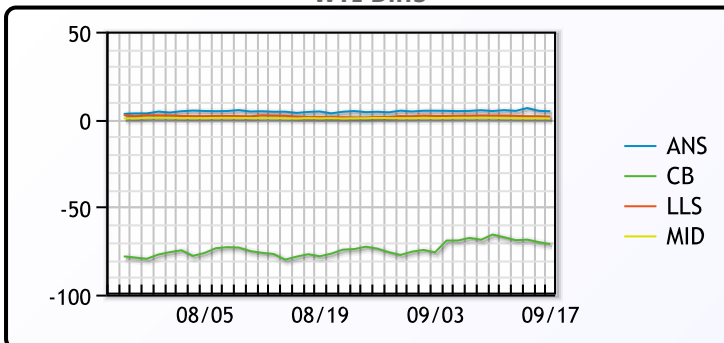
CRUDE

	Last	Week Ago	Month Ago
ANS	75.76	73.76	80.04
BLS	73.2	73.14	68.65
LLS	72.65	70.92	77.9
Mid	71.67	69.62	77.31
WTI	71.19	68.97	76.65

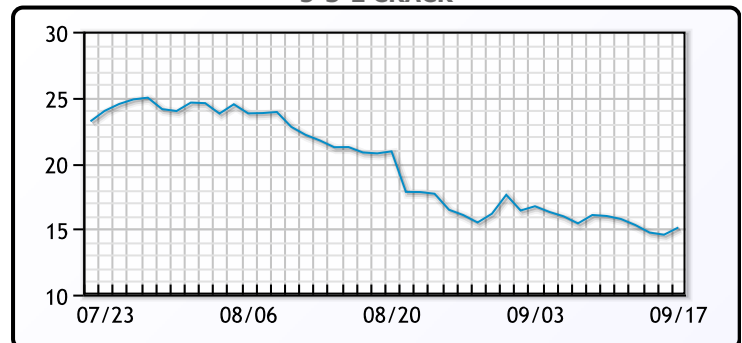
PRODUCTS

	Last	Week Ago	Month Ago
Gulf RBOB	1.9044	1.8645	2.2427
Gulf ULSD	2.0662	2.0473	2.2487
NYH RBOB	2.0969	2.037	2.3517
NYH ULSD	2.12645	2.0963	2.2812
USGC 3%	56.18	54.68	62.28

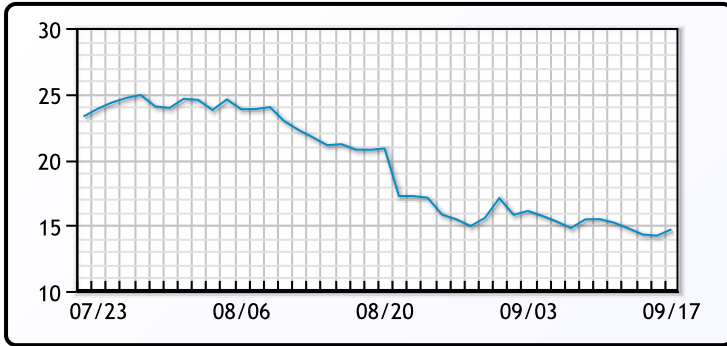
WTI Diffs



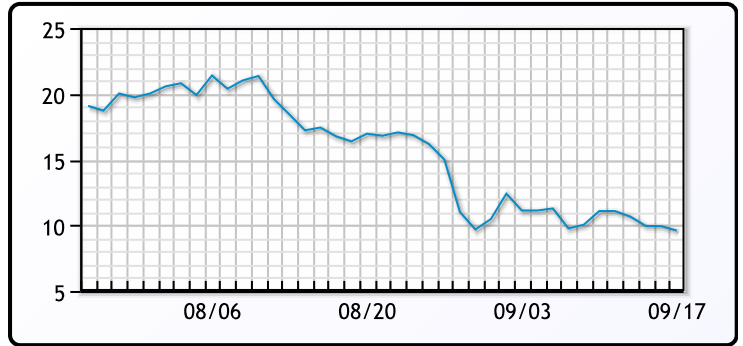
5-3-2 CRACK



3-2-1 Crack



Gulf 3-2-1 Crack



NGLs

MB

	Last	Week Ago	Month Ago
Butane	81.8	69.8	79.4
IsoButane	101.5	100.1	109.8
Natural Gasoline	147.5	134.5	149.3
Propane	66.3	61.4	76.8

CONWAY

	Last	Week Ago	Month Ago
Butane	99.5	86.5	94.5
IsoButane	109	110	117
Natural Gasoline	149.5	137.5	150
Propane	68	63.8	73.3

MB NON

	Last	Week Ago	Month Ago
Butane	101.8	89.8	99.4
IsoButane	101.5	100.1	109.8
Natural Gasoline	147.5	134.5	149.3
Propane	68.8	62.9	75

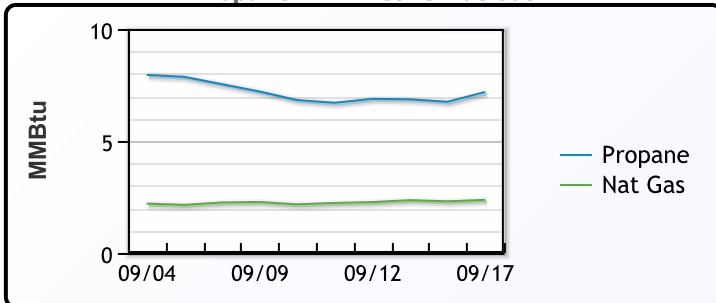
EDMONTON

	Last	Week Ago	Month Ago
Propane	53	47	49.3

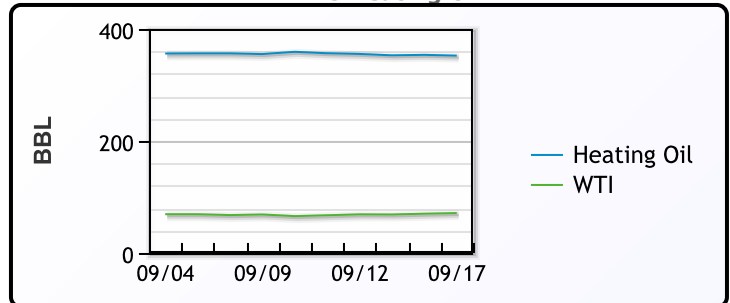
SARNIA

	Last	Week Ago	Month Ago
Propane	74.5	70.5	83

Propane MT.B Tet vs Nat Gas



WTI vs Heating Oil



FX

	Last	Change
CAD	1.3589	-0.0009
DXY	100.883	-0.011
Gold	2572.94	3.44

RATES

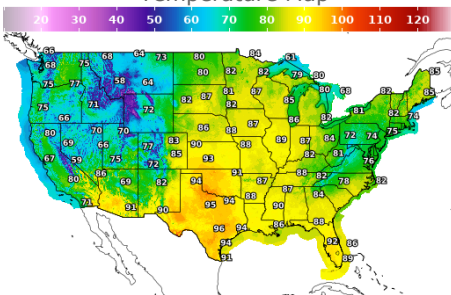
	Last	Change
US 2yr	3.5986	-0.0062
US 10yr	3.64	-0.0056
CAN 10yr	2.892	0.025

EQUITIES

	Last	Change
Nasdaq	17628.06	35.93
TSX	1420.983	-2.926
S&P 500	5634.58	1.49

Weather Data

Temperature Map



City	HIGH °F	LOW °F
Calgary	67	47
Conway	82	64
Cushing	90	64
Denver	86	66
Houston	96	76
Mont Belvieu	89	71
Sarnia	80	57
Williston	89	62

Precipitation Map

