



MARKET DAILY

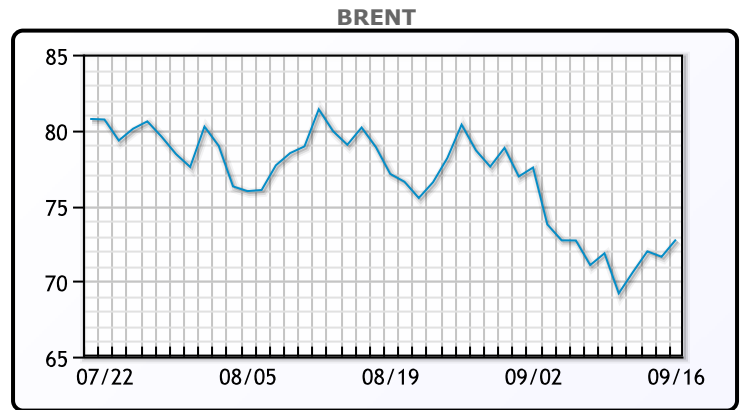
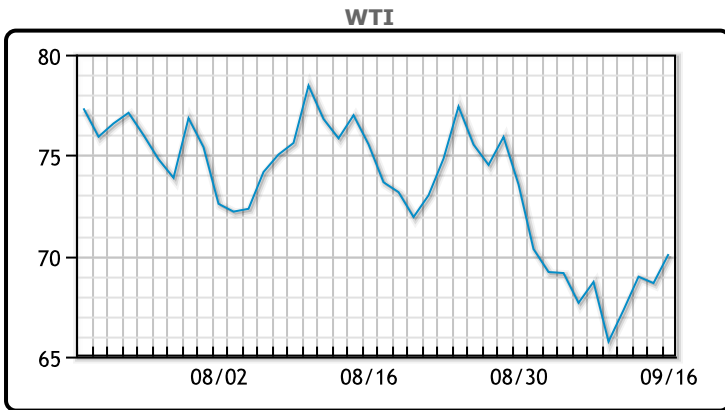
<https://www.pflpetroleum.com>
 1865 Veterans Park Dr. Suite 303
 Naples, Florida 34109
 Phone: 239-390-2885
 Fax: 239-949-0611
 Sep 16, 2024 6:45 PM

Major Energy Futures		
	Settle	Change
Brent	72.75	1.14
Gas Oil	642.25	-9.5
Natural Gas	2.373	0.068
RBOB	196.82	3.8
ULSD	209.68	1.25
WTI	70.09	1.44

Market Commentary

Oil prices were higher today. More than 12% of crude production and 16% of natural gas output in the U.S. Gulf of Mexico remained offline in the aftermath of Hurricane Francine, the U.S. Bureau of Safety and Environmental Enforcement (BSEE) said on Monday. All eyes are on the Federal Reserve as traders are increasingly betting on a 50 basis point cut. "A quarter-percent Fed rate cut could heighten traders' concerns about the pace of oil demand growth," Clay Seigle, an oil market strategist, said in an email. The market may see conflicting trends if the Fed delivers a more aggressive rate cut, Seigle said. "Bulls will feel more confident about resilient oil demand with a soft landing, while bears pushing spreads into contango will welcome reduced physical carrying costs," Seigle said. Industrial output growth in China, the world's top oil importer, slowed to a five-month low in August while retail sales and new home prices weakened further. WTI traded up \$1.44 or 2.1% to close at \$70.09. Brent traded up \$1.14 or 1.59% to close at \$72.75.

Crude & Product Markets

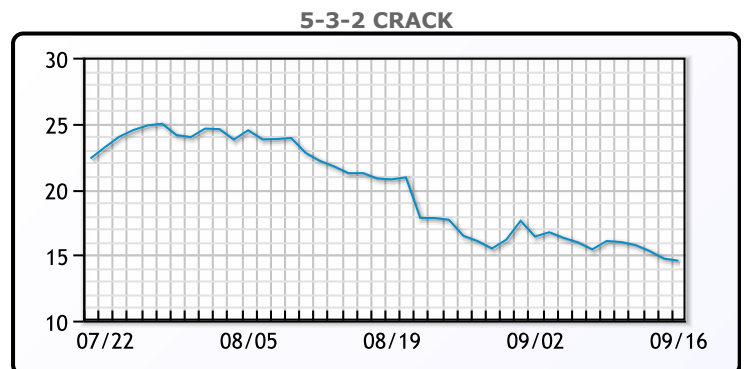
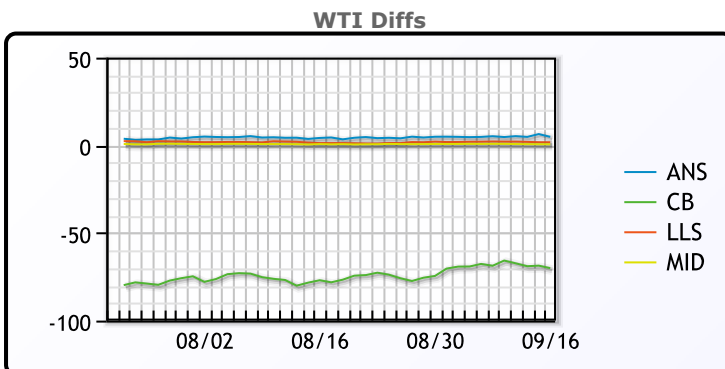


CRUDE

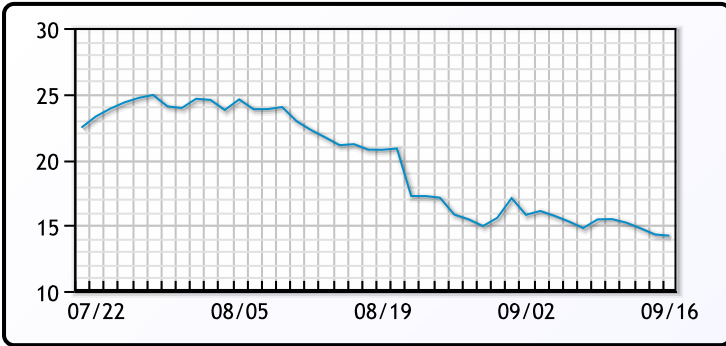
	Last	Week Ago	Month Ago
ANS	74.91	72.52	80.04
BLS	73.2	73.14	68.65
LLS	71.81	69.41	77.9
Mid	70.67	68.02	77.31
WTI	70.09	67.31	76.65

PRODUCTS

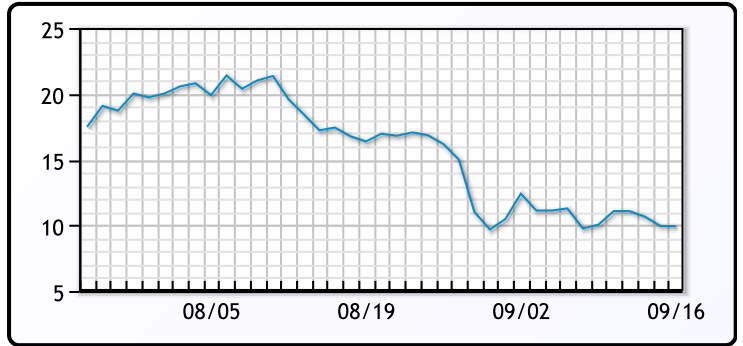
	Last	Week Ago	Month Ago
Gulf RBOB	1.8832	1.8472	2.2427
Gulf ULSD	2.0218	2.0252	2.2487
NYH RBOB	2.0632	2.0072	2.3517
NYH ULSD	2.0555	2.0792	2.2812
USGC 3%	55.43	53.11	62.28



3-2-1 Crack



Gulf 3-2-1 Crack



NGLs

MB

	Last	Week Ago	Month Ago
Butane	95	87	93
IsoButane	101	103	109
Natural Gasoline	145.5	140.3	149.3
Propane	65.75	62.125	76.5

CONWAY

	Last	Week Ago	Month Ago
Butane	94.5	89.5	94.5
IsoButane	108	112	118
Natural Gasoline	148.5	142	151.5
Propane	67.25	64.875	73

MB NON

	Last	Week Ago	Month Ago
Butane	99	91	99
IsoButane	101	103	109
Natural Gasoline	146	140	149.25
Propane	67	62.3	75

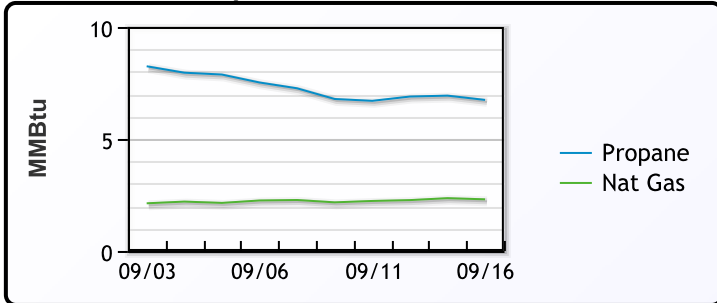
EDMONTON

	Last	Week Ago	Month Ago
Propane	53.5	49	49.3

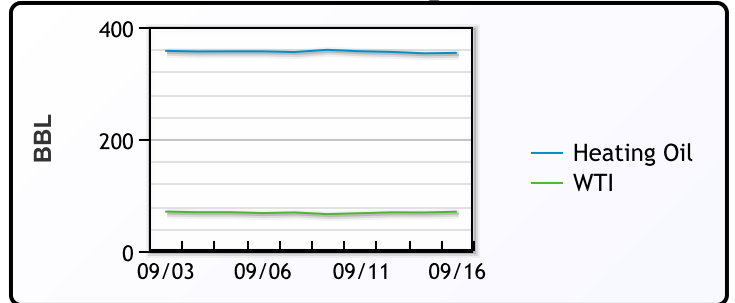
SARNIA

	Last	Week Ago	Month Ago
Propane	71	70.5	83

Propane MT.B Tet vs Nat Gas



WTI vs Heating Oil



FX

	Last	Change
CAD	1.3586	-0.0001
DXY	100.763	-0.351
Gold	2583.07	0.62

RATES

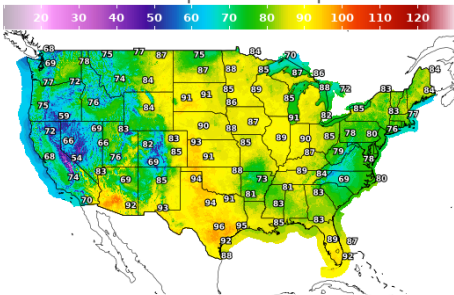
	Last	Change
US 2yr	3.5509	-0.0315
US 10yr	3.6176	-0.0337
CAN 10yr	2.867	-0.037

EQUITIES

	Last	Change
Nasdaq	17592.13	-91.85
TSX	1423.909	7.941
S&P 500	5633.09	7.07

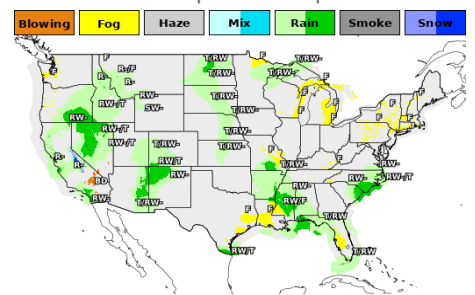
Weather Data

Temperature Map



City	HIGH °F	LOW °F
Calgary	71	44
Conway	75	63
Cushing	90	64
Denver	83	65
Houston	93	78
Mont Belvieu	90	73
Sarnia	82	60
Williston	84	63

Precipitation Map



This report has been prepared by PFL Petroleum Limited personnel for your information only and the views expressed are intended to provide market commentary and are not recommendations. This report is not an offer to sell or a solicitation of any offer to buy any security. The information contained herein has been compiled by PFL from sources believed to be reliable, but no representation or warranty, express or implied, is made by PFL Petroleum Limited, its affiliates or any other person as to its accuracy, completeness or correctness. Copyright 2017 PFL Petroleum Limited. All Rights Reserved