



MARKET DAILY

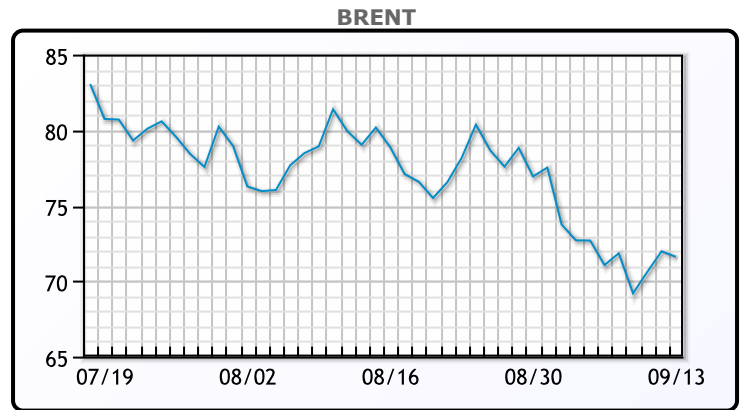
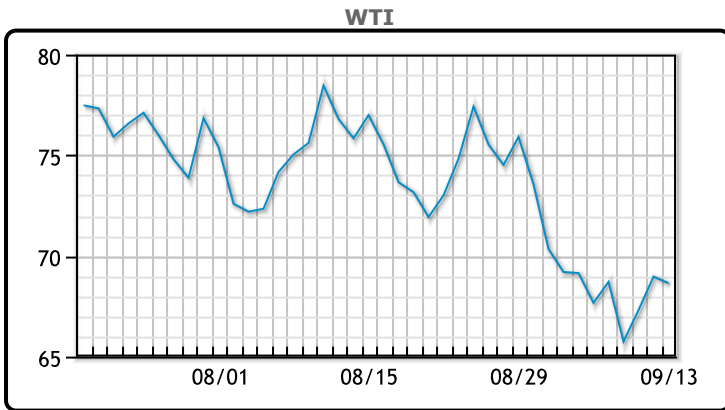
<https://www.pflpetroleum.com>
 1865 Veterans Park Dr. Suite 303
 Naples, Florida 34109
 Phone: 239-390-2885
 Fax: 239-949-0611
 Sep 13, 2024 5:22 PM

Major Energy Futures		
	Settle	Change
Brent	68.65	-0.36
Gas Oil	649.5	27.75
Natural Gas	2.305	0.087
RBOB	193.02	2.98
ULSD	208.43	2.71
WTI	71.61	-0.32

Market Commentary

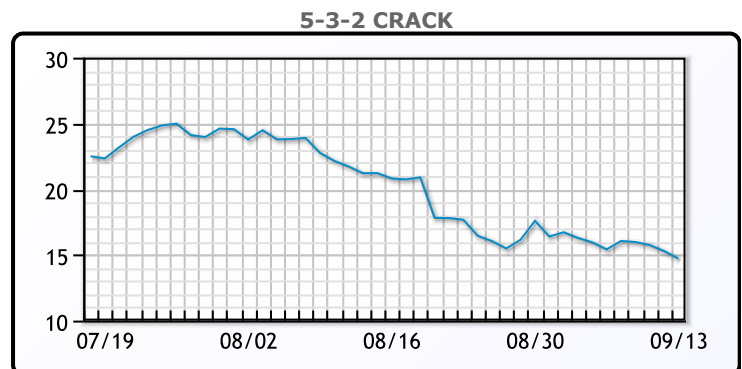
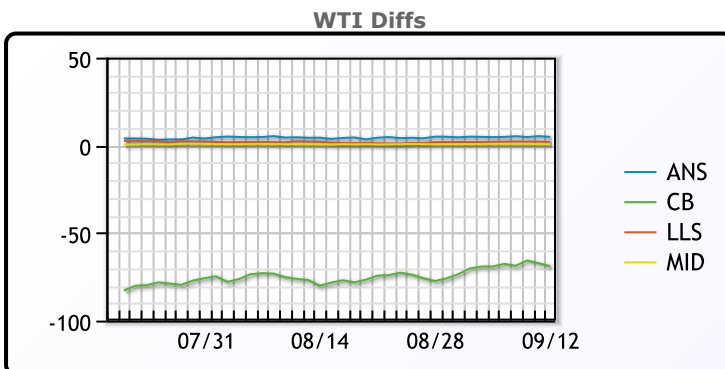
Oil prices eased today trading down as crude production in gulf resumed following Hurricane Francine. "You could come back Monday and everything is fine - the refineries are running at 100%, everyone is back on the platform, oil comes back and gasoline is coming out of the refinery - and the market could potentially pull back exponentially," Yawger said. Crude prices also took a hit from the U.S. rig count from energy services group Baker Hughes which reported the biggest weekly rise in oil and natural gas rig in a year. Also on the week, money managers cut their net long crude futures and options positions in New York and London by 27,493 contracts to 59,741 in the week to Sept. 10, the U.S. Commodity Futures Trading Commission said. WTI traded down \$.32 or -.5% to close at \$71.61. Brent traded down \$.36 or -.5% to close at \$68.65.

Crude & Product Markets

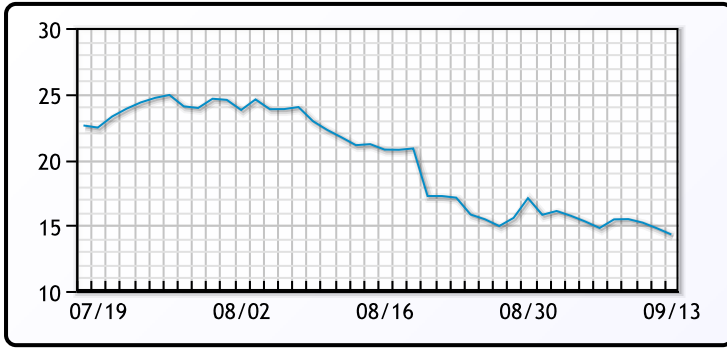


CRUDE			
	Last	Week Ago	Month Ago
ANS	73.76	72.46	84.39
BLS	73.2	73.14	68.65
LLS	70.92	69.72	82.06
Mid	69.62	68.46	80.67
WTI	68.97	67.67	80.06

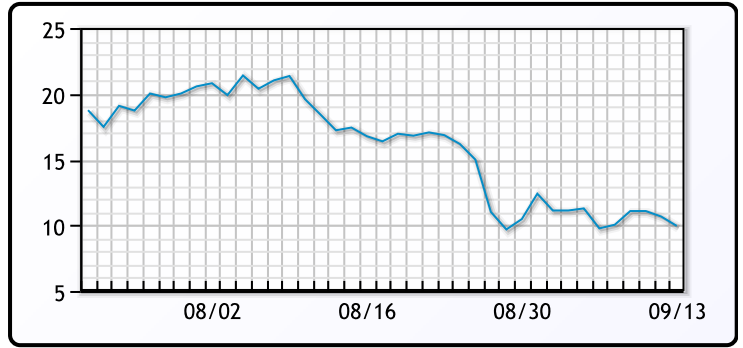
PRODUCTS			
	Last	Week Ago	Month Ago
Gulf RBOB	1.8642	1.826	2.3172
Gulf ULSD	2.0093	2.045	2.2992
NYH RBOB	2.0402	2.01	2.4422
NYH ULSD	2.043	2.0875	2.3392
USGC 3%	54.68	53.93	64.44



3-2-1 Crack



Gulf 3-2-1 Crack



NGLs

MB

	Last	Week Ago	Month Ago
Butane	74.6	72.3	73.9
IsoButane	101.3	105	109.4
Natural Gasoline	142.5	139.3	151
Propane	61.8	66	77.6

CONWAY

	Last	Week Ago	Month Ago
Butane	90.5	90.8	89.5
IsoButane	110	116	116.5
Natural Gasoline	144.5	141	153.5
Propane	66	67.3	74.5

MB NON

	Last	Week Ago	Month Ago
Butane	94.6	92.3	93.9
IsoButane	101.3	105	109.4
Natural Gasoline	142.5	139.3	151
Propane	64	66.4	75.9

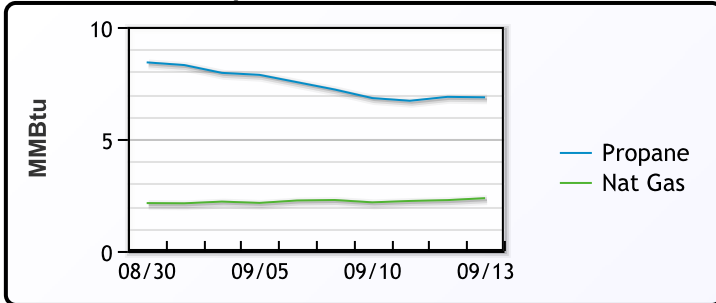
EDMONTON

	Last	Week Ago	Month Ago
Propane	52	50.3	50.5

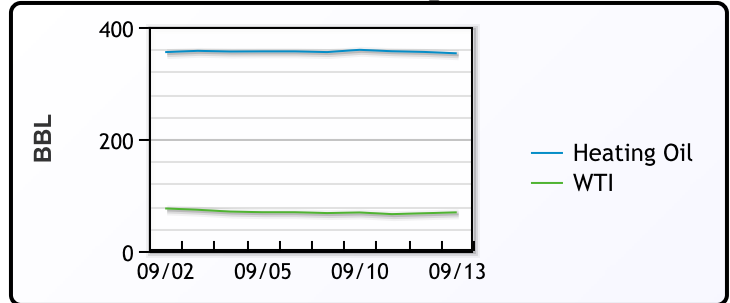
SARNIA

	Last	Week Ago	Month Ago
Propane	71	80	81.8

Propane MT.B Tet vs Nat Gas



WTI vs Heating Oil



FX

	Last	Change
CAD	1.3585	0.0005
DXY	101.114	-0.252
Gold	2577.7	19.8

RATES

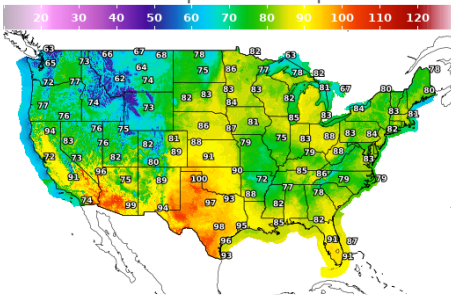
	Last	Change
US 2yr	3.5824	-0.0568
US 10yr	3.6513	-0.0227
CAN 10yr	2.904	-0.01

EQUITIES

	Last	Change
Nasdaq	17683.98	114.3
TSX	1415.97	4.067
S&P 500	5626.02	30.26

Weather Data

Temperature Map



City	HIGH °F	LOW °F
Calgary	68	45
Conway	76	64
Cushing	92	61
Denver	81	64
Houston	95	74
Mont Belvieu	94	69
Sarnia	81	61
Williston	73	58

Precipitation Map

