



MARKET DAILY

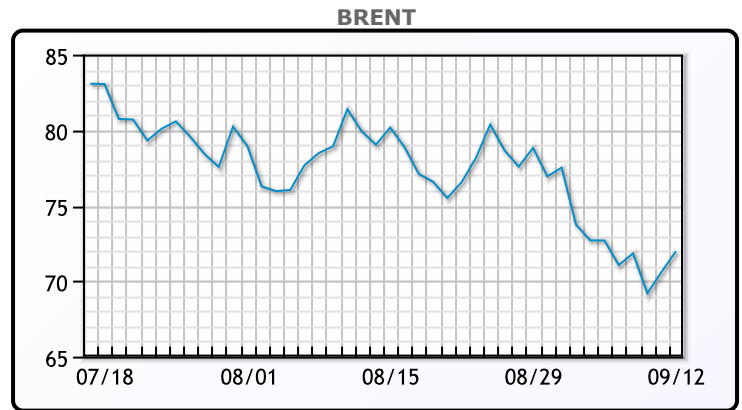
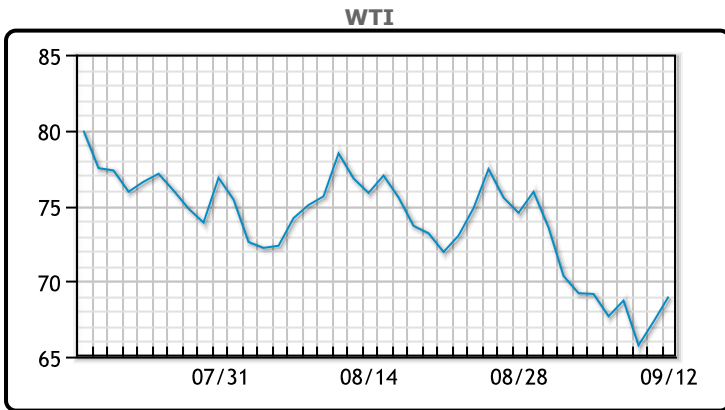
<https://www.pflpetroleum.com>
 1865 Veterans Park Dr. Suite 303
 Naples, Florida 34109
 Phone: 239-390-2885
 Fax: 239-949-0611
 Sep 12, 2024 6:19 PM

Major Energy Futures		
	Settle	Change
Brent	71.97	1.36
Gas Oil	659	-5.5
Natural Gas	2.357	0.087
RBOB	192.7	2.98
ULSD	211.88	2.71
WTI	68.97	1.66

Market Commentary

Oil prices were higher today trading up as producers assessed the impact on output in the Gulf. Over 730K/bpd of production (42%) of Gulf of Mexico output was shut in due to the storm. Both contracts had gained more than 2% on Wednesday as companies evacuated offshore platforms due to Francine. The disruptions are estimated to reduce output this month from the Gulf of Mexico by around 50,000 barrels per day, UBS analysts said. Concerns about weak global oil demand, particularly from top importer China, have weighed heavily on prices in recent months. Brent crude futures settled near a three-year low on Tuesday after the OPEC+ producer group slashed its annual demand growth forecasts for the second month in a row. U.S. gasoline prices are trending towards a three-year low because of weak demand and abundant supplies, analysts said. U.S. gasoline consumption represents nearly 9% of global oil demand. WTI traded up \$1.66 or 2.5% to close at \$68.97. Brent traded up \$1.36 or 1.9% to close at \$71.97.

Crude & Product Markets

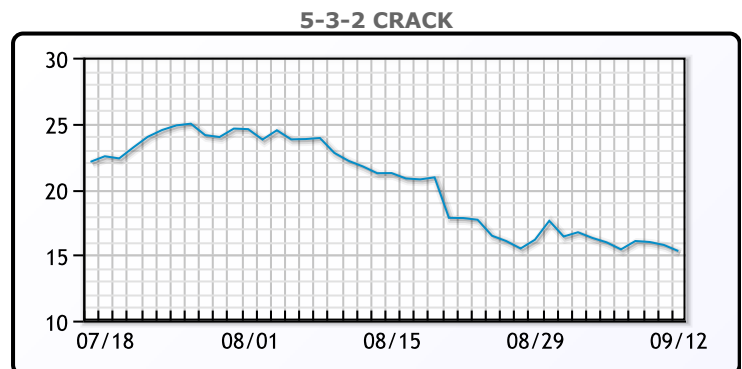
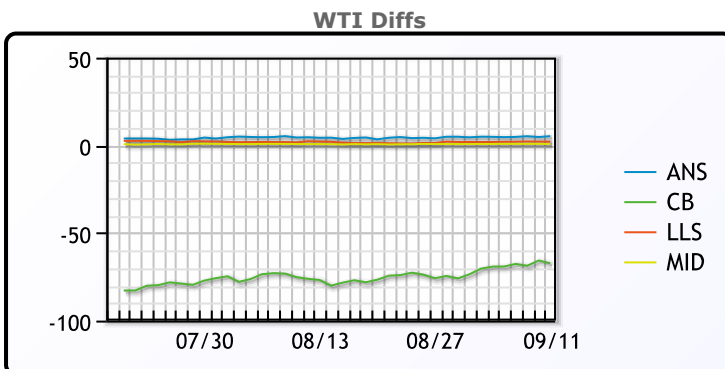


CRUDE

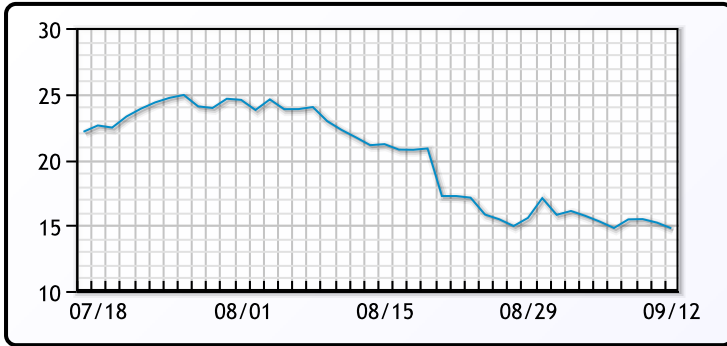
	Last	Week Ago	Month Ago
ANS	72.52	72.46	81.12
BLS	73.2	73.14	68.65
LLS	69.41	69.72	78.97
Mid	68.02	68.46	77.54
WTI	67.31	67.67	76.84

PRODUCTS

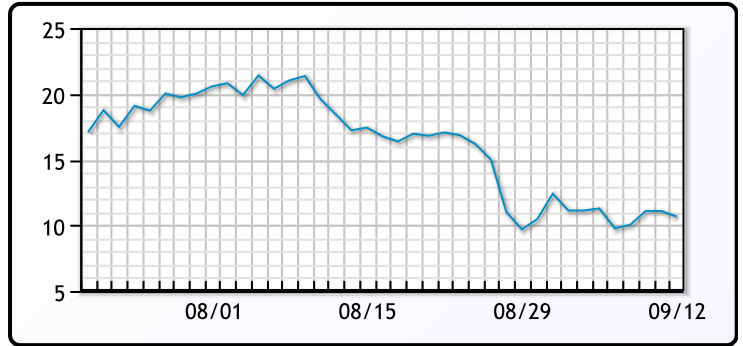
	Last	Week Ago	Month Ago
Gulf RBOB	1.8645	1.826	2.4379
Gulf ULSD	2.0473	2.045	2.3015
NYH RBOB	2.037	2.01	2.4979
NYH ULSD	2.0963	2.0875	2.3515
USGC 3%	53.11	53.93	62.2



3-2-1 Crack



Gulf 3-2-1 Crack



NGLs

MB

	Last	Week Ago	Month Ago
Butane	89	92	88
IsoButane	100	109	110.25
Natural Gasoline	143.5	142	152.8
Propane	63.5	68.875	78.25

MB NON

	Last	Week Ago	Month Ago
Butane	93	96	94
IsoButane	100	109	110.25
Natural Gasoline	142.25	142	153.75
Propane	64.8	68.8	76

CONWAY

	Last	Week Ago	Month Ago
Butane	90.5	93.75	90.5
IsoButane	109	118	118
Natural Gasoline	144.5	144.5	155
Propane	66.875	67.875	74.625

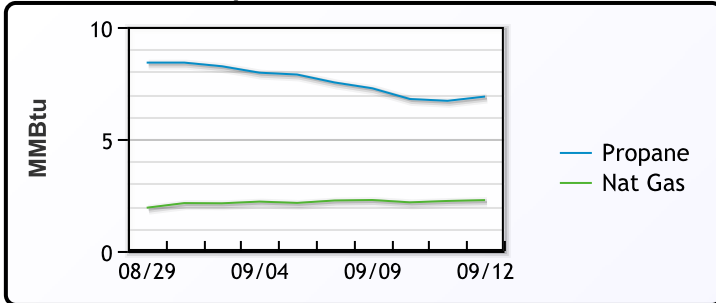
EDMONTON

	Last	Week Ago	Month Ago
Propane	51.8	51.8	51.4

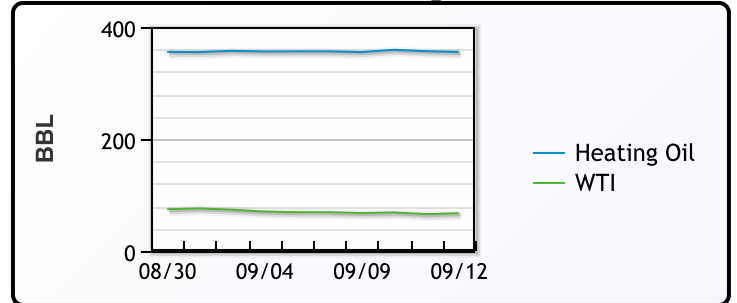
SARNIA

	Last	Week Ago	Month Ago
Propane	70.5	80	82

Propane MT.B Tet vs Nat Gas



WTI vs Heating Oil



FX

	Last	Change
CAD	1.3582	0.0002
DXY	101.366	-0.318
Gold	2558.7	0.8

RATES

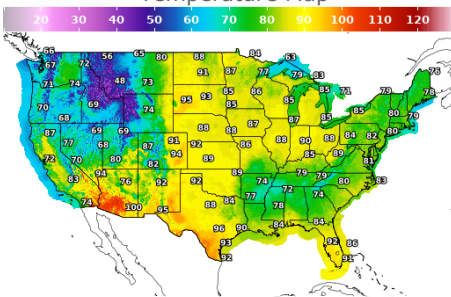
	Last	Change
US 2yr	3.6392	-0.0023
US 10yr	3.674	0.0206
CAN 10yr	2.914	0

EQUITIES

	Last	Change
Nasdaq	17569.68	174.15
TSX	1411.903	13.259
S&P 500	5595.76	41.63

Weather Data

Temperature Map



City	HIGH °F	LOW °F
Calgary	53	48
Conway	87	60
Cushing	89	62
Denver	90	64
Houston	86	72
Mont Belvieu	84	68
Sarnia	81	59
Williston	85	61

Precipitation Map

