



# MARKET DAILY

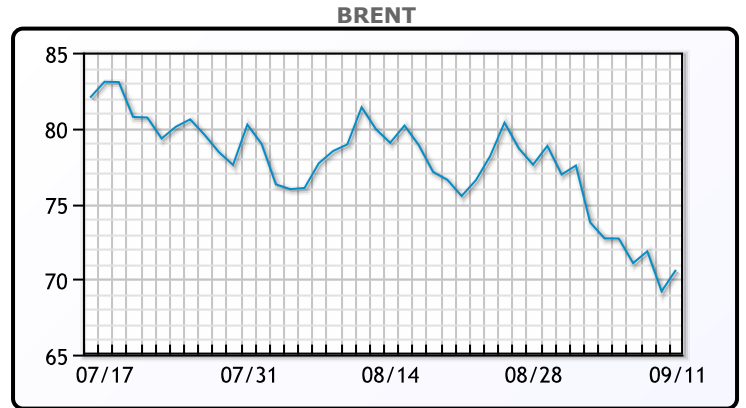
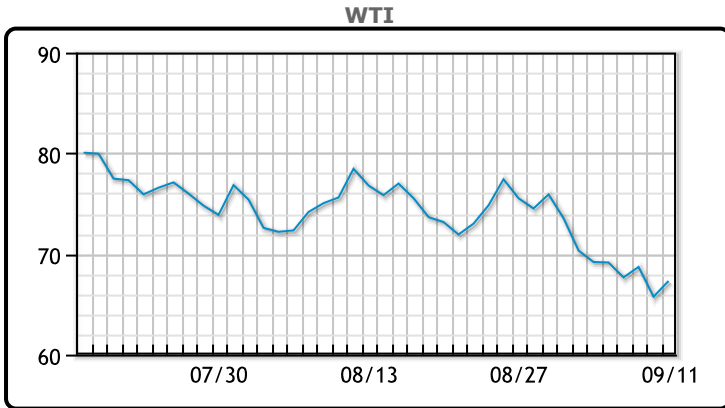
<https://www.pflpetroleum.com>  
 1865 Veterans Park Dr. Suite 303  
 Naples, Florida 34109  
 Phone: 239-390-2885  
 Fax: 239-949-0611  
 Sep 11, 2024 5:32 PM

Major Energy Futures		
	Settle	Change
Brent	70.61	-1.42
Gas Oil	627.25	-12.75
Natural Gas	2.27	0.062
RBOB	189.72	-5.04
ULSD	209.17	-8.14
WTI	67.31	1.56

**Market Commentary**

Oil prices were higher today trading up as Hurricane Francine was barreling through towards Louisiana. "A rather unexciting minor build to crude inventories has been overshadowed by yet one more draw at Cushing," said Matt Smith, lead oil analyst for Kpler. "EIA data show Cushing inventories now drawing nine of the last 10 weeks, down to the lowest level since early November last year." Concern about Hurricane Francine disrupting output in the United States, the world's biggest producer, also lent support, other analysts said. The U.S. Bureau of Safety and Environmental Enforcement said 39% of crude oil production in the Gulf of Mexico was shut by Wednesday as companies evacuated crews out of Francine's path. The bureau also said 49% of natural gas production from the Gulf was shut by the storm. WTI traded up \$1.56 or 2.37% to close at \$67.31. Brent traded down \$1.42 or -2.05% to close at \$70.61.

## Crude & Product Markets

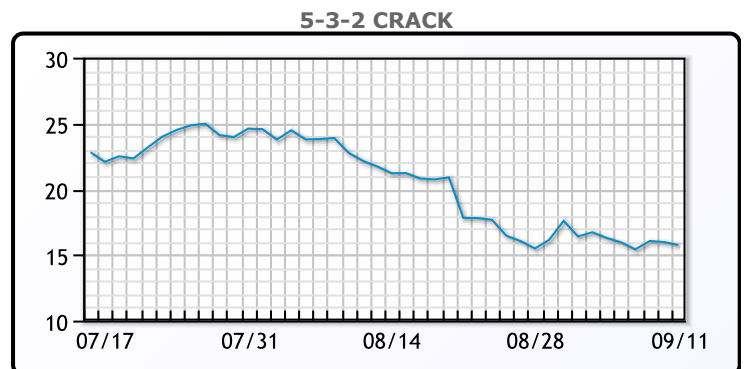
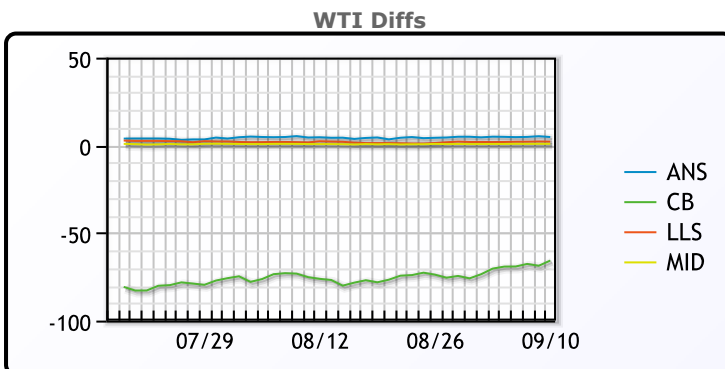


**CRUDE**

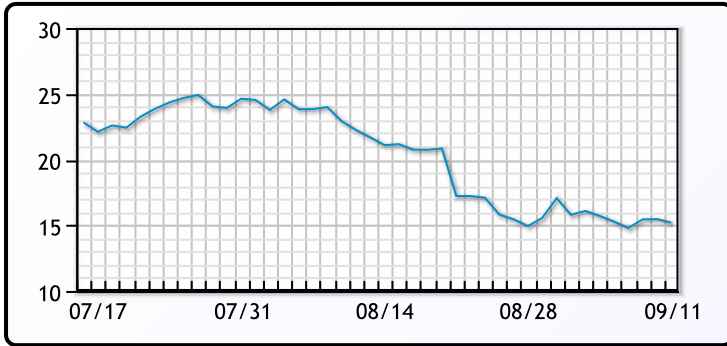
	Last	Week Ago	Month Ago
ANS	70.46	73.8	81.12
BLS	73.2	73.14	68.65
LLS	67.85	71.15	78.97
Mid	66.57	69.96	77.54
WTI	65.75	69.15	76.84

**PRODUCTS**

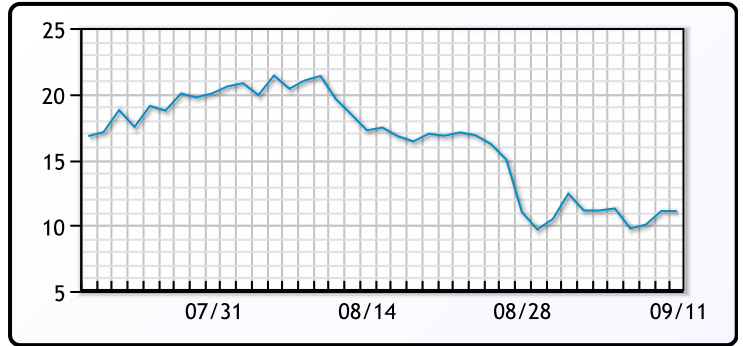
	Last	Week Ago	Month Ago
Gulf RBOB	1.8225	1.8408	2.4078
Gulf ULSD	1.993	2.0979	2.2247
NYH RBOB	1.98	2.0443	2.4283
NYH ULSD	2.038	2.1414	2.2897
USGC 3%	52.24	55.19	62.2



3-2-1 Crack



Gulf 3-2-1 Crack



NGLs

MB

	Last	Week Ago	Month Ago
Butane	71.2	78.8	71.5
IsoButane	99.3	109	107.5
Natural Gasoline	137.8	141.9	149.3
Propane	63	72	75.8

MB NON

	Last	Week Ago	Month Ago
Butane	91.3	98.8	91.5
IsoButane	99.3	109	107.5
Natural Gasoline	137.8	141.9	149.3
Propane	64	72	74.5

CONWAY

	Last	Week Ago	Month Ago
Butane	89.5	97	87.3
IsoButane	109.5	118.5	116
Natural Gasoline	138.3	143.5	150
Propane	67.5	69.9	73.3

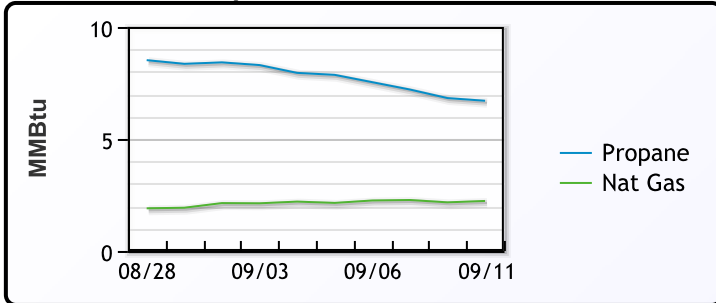
EDMONTON

	Last	Week Ago	Month Ago
Propane	50.8	50.9	53.3

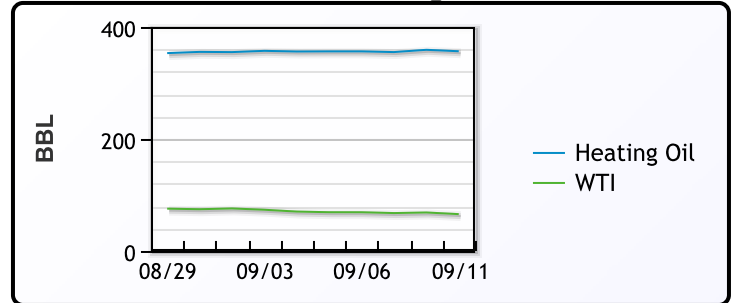
SARNIA

	Last	Week Ago	Month Ago
Propane	70.5	82	82

Propane MT.B Tet vs Nat Gas



WTI vs Heating Oil



FX

	Last	Change
CAD	1.3574	-0.0001
DXY	101.729	0.099
Gold	2511.62	-0.14

RATES

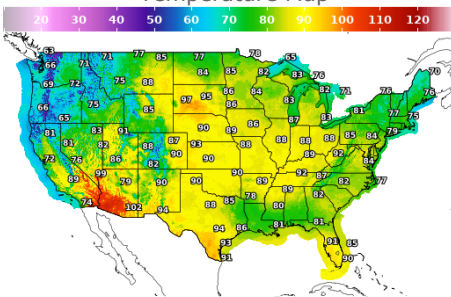
	Last	Change
US 2yr	3.6415	0.0474
US 10yr	3.6534	0.0111
CAN 10yr	2.914	0.018

EQUITIES

	Last	Change
Nasdaq	17395.53	369.65
TSX	1398.64	12.698
S&P 500	5554.13	58.61

Weather Data

Temperature Map



City	HIGH °F	LOW °F
Calgary	58	45
Conway	73	55
Cushing	89	62
Denver	84	66
Houston	83	73
Mont Belvieu	83	71
Sarnia	81	57
Williston	85	60

Precipitation Map

