



MARKET DAILY

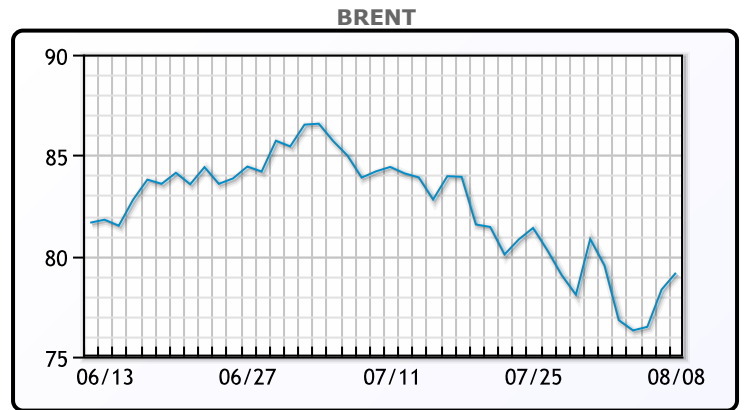
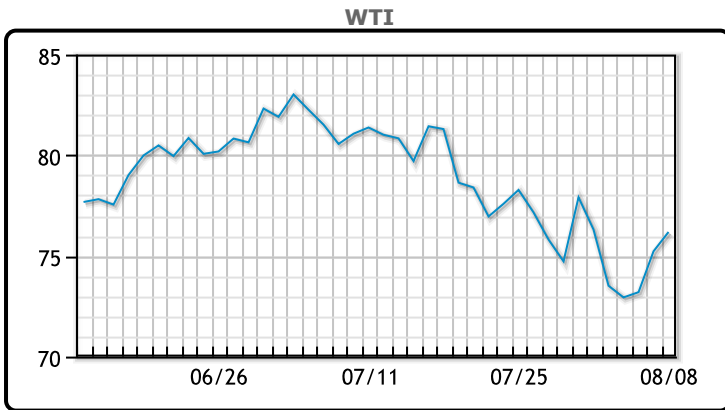
<https://www.pflpetroleum.com>
 1865 Veterans Park Dr. Suite 303
 Naples, Florida 34109
 Phone: 239-390-2885
 Fax: 239-949-0611
 Aug 8, 2024 5:55 PM

Major Energy Futures		
	Settle	Change
Brent	79.16	0.83
Gas Oil	721.75	22
Natural Gas	2.127	0.102
RBOB	239.92	3.11
ULSD	235.78	5.98
WTI	76.19	0.96

Market Commentary

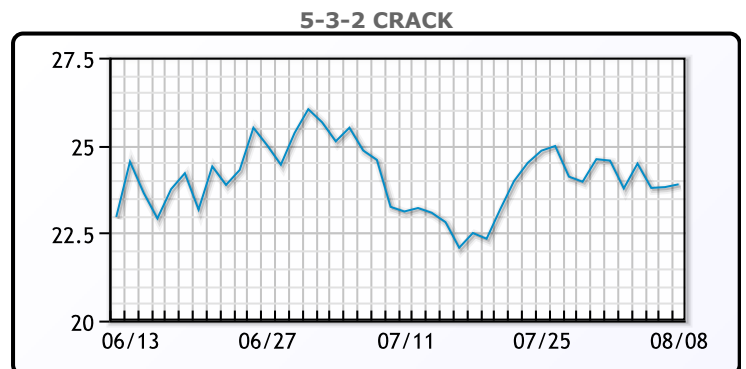
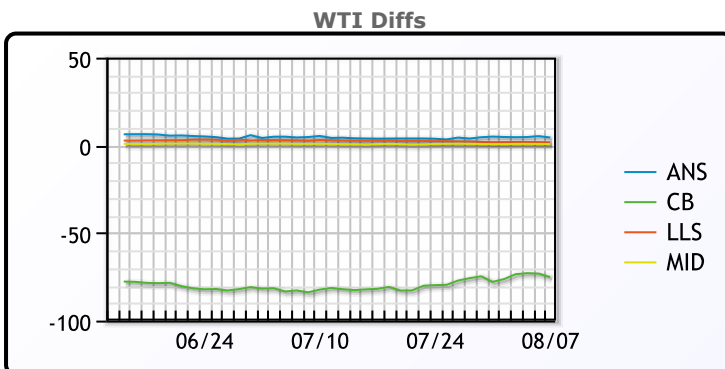
Oil prices settled higher today for the third consecutive session after US jobs data eased demand concerns and war in the Middle East helped prices recover from Monday's 8-month lows. "The latest U.S. data on jobless claims indicates still a growing U.S. economy, reducing some of the oil demand concerns," UBS analyst Giovanni Staunovo said. Analysts at Citi are saying there is a possibility of a bounce in prices to the low-to-mid \$80s for Brent. Also lending some support, Libya's National Oil Corp. declared force majeure at its Sharara oilfield from Tuesday, a statement said, adding that the company had gradually reduced the field's production because of protests. WTI traded up \$.95 or 1.28% to close at \$76.19. Brent traded up \$0.83 or 1.06% to close at \$79.16.

Crude & Product Markets

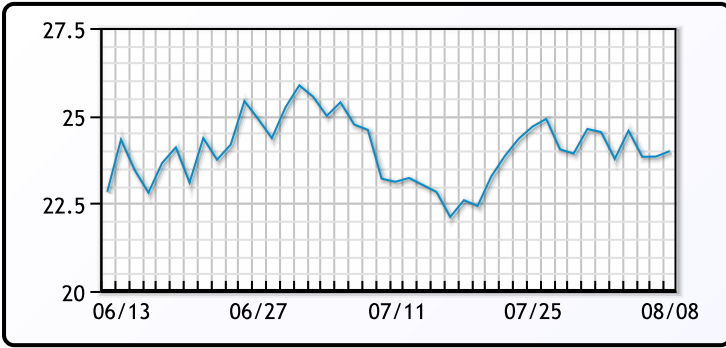


CRUDE			
	Last	Week Ago	Month Ago
ANS	79.65	78.13	88.59
BLS	73.2	73.14	68.65
LLS	76.88	75.42	86.48
Mid	75.94	74.32	84.69
WTI	75.23	73.52	83.88

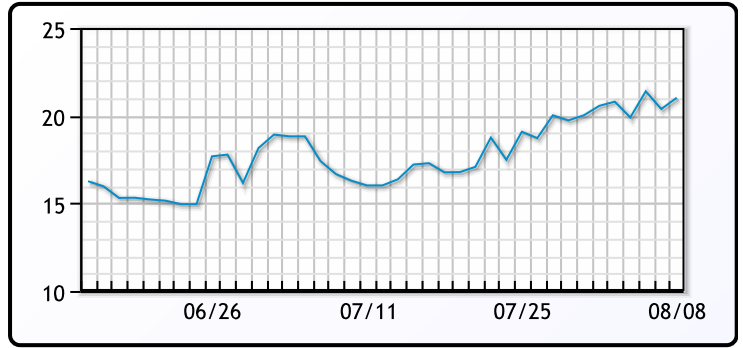
PRODUCTS			
	Last	Week Ago	Month Ago
Gulf RBOB	2.4392	2.2951	2.4129
Gulf ULSD	2.2528	2.2185	2.5126
NYH RBOB	2.4372	2.3606	2.5674
NYH ULSD	2.3028	2.2685	2.5641
USGC 3%	60.94	59.92	69.33



3-2-1 Crack



Gulf 3-2-1 Crack



NGLs

MB

	Last	Week Ago	Month Ago
Butane	72.9	75.3	79.3
IsoButane	110.1	109.6	130
Natural Gasoline	149.3	148.3	158
Propane	76.9	75.1	82.8

CONWAY

	Last	Week Ago	Month Ago
Butane	87	92.5	95
IsoButane	118	116	139
Natural Gasoline	150.8	148	157.3
Propane	74.3	72	80.3

MB NON

	Last	Week Ago	Month Ago
Butane	92.9	95.3	99.3
IsoButane	110.3	109.6	130
Natural Gasoline	149.3	148.3	158
Propane	75.9	75.6	83.8

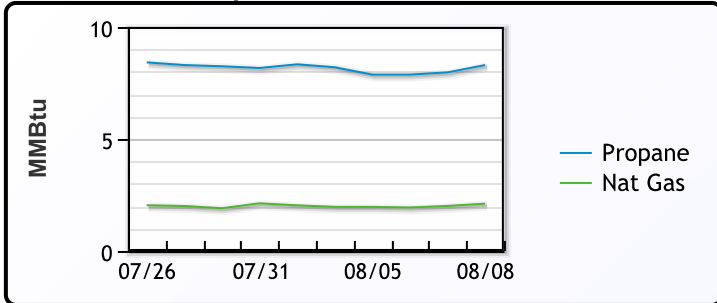
EDMONTON

	Last	Week Ago	Month Ago
Propane	51.3	44	54.8

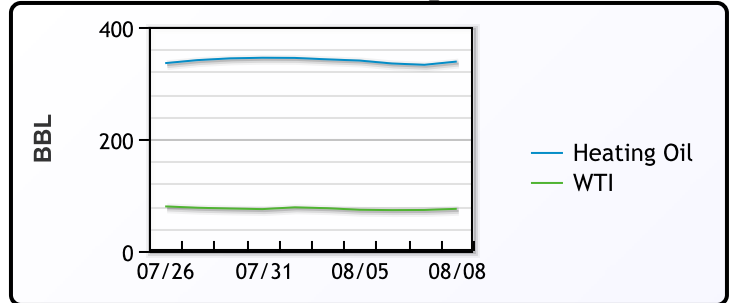
SARNIA

	Last	Week Ago	Month Ago
Propane	77.8	81	88.8

Propane MT.B Tet vs Nat Gas



WTI vs Heating Oil



FX

	Last	Change
CAD	1.3733	0
DXY	103.228	0.031
Gold	2427.5	-0.03

RATES

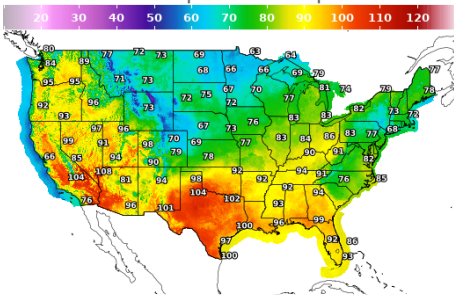
	Last	Change
US 2yr	4.038	0.0759
US 10yr	3.9877	0.0446
CAN 10yr	3.175	0.023

EQUITIES

	Last	Change
Nasdaq	16660.02	464.21
TSX	1334.332	21.45
S&P 500	5319.31	119.81

Weather Data

Temperature Map



City	HIGH °F	LOW °F
Calgary	70	47
Conway	61	48
Cushing	93	70
Denver	74	63
Houston	100	81
Mont Belvieu	96	79
Sarnia	77	59
Williston	69	44

Precipitation Map

