



# MARKET DAILY

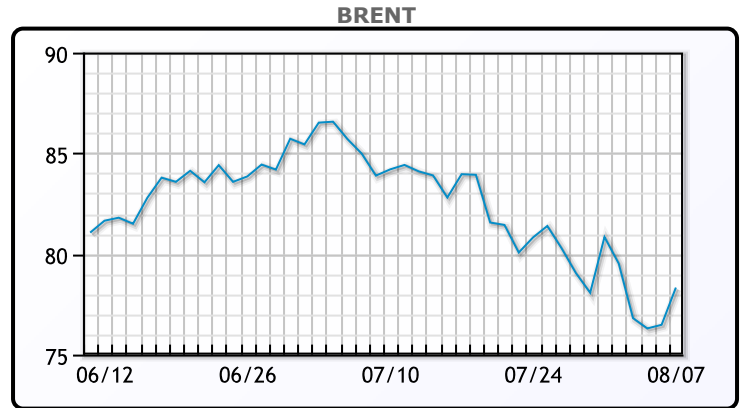
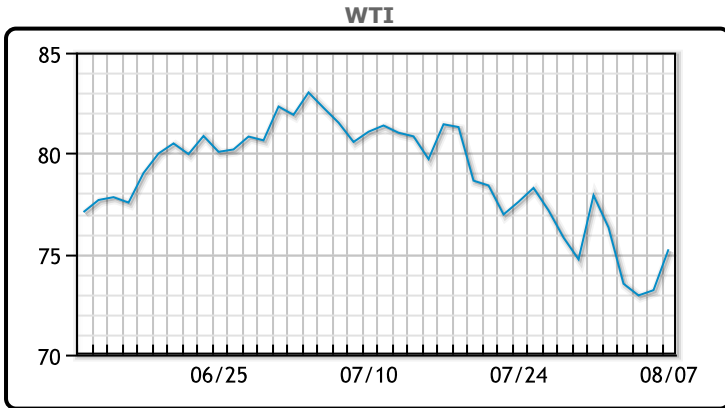
<https://www.pflpetroleum.com>  
 1865 Veterans Park Dr. Suite 303  
 Naples, Florida 34109  
 Phone: 239-390-2885  
 Fax: 239-949-0611  
 Aug 7, 2024 6:33 PM

Major Energy Futures		
	Settle	Change
Brent	78.33	1.85
Gas Oil	724.5	-2
Natural Gas	2.112	0.102
RBOB	235.73	3.11
ULSD	235.56	5.98
WTI	75.23	2.03

**Market Commentary**

Oil prices were higher today trading up 2% bouncing back from multi month lows. On Monday, Brent slumped to its lowest since early January and WTI touched its lowest since February, as a global stock market rout deepened on concerns about a potential recession in the U.S. after weak jobs data. This broke a three day streak of declines. U.S. crude stocks fell for a sixth week in a row, dropping by 3.7MM/bbls compared to a forecasted draw of 700K/bbls. "The story here really is that demand is stronger than people thought and overall supplies are tighter," said Phil Flynn, an analyst at Price Futures Group. "Crude supply is below average for this time of year." WTI traded up \$2.03 or 2.77% to close at \$75.23. Brent traded up \$1.85 or 2.42% to close at \$78.33.

## Crude & Product Markets

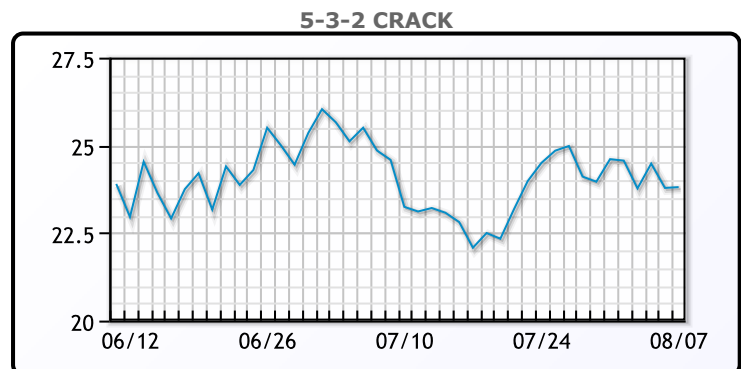
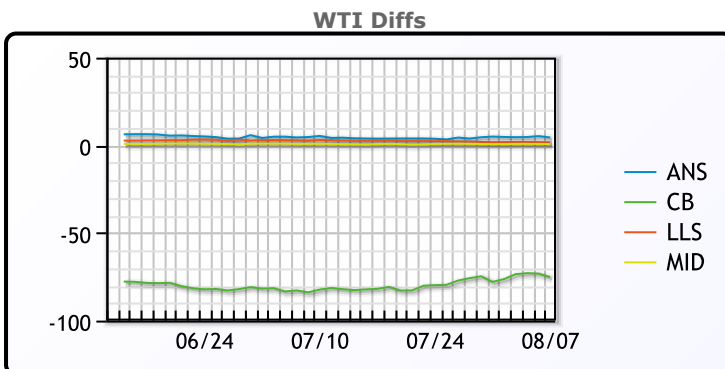


**CRUDE**

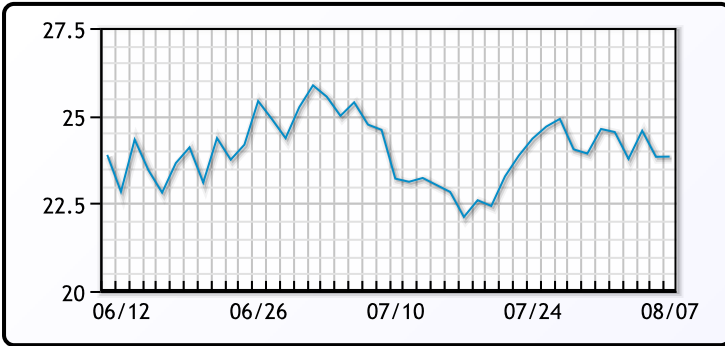
	Last	Week Ago	Month Ago
ANS	79.65	78.13	88.59
BLS	73.2	73.14	68.65
LLS	76.88	75.42	86.48
Mid	75.94	74.32	84.69
WTI	75.23	73.52	83.88

**PRODUCTS**

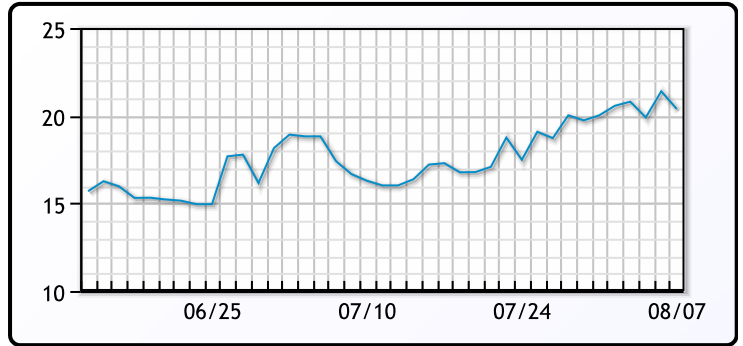
	Last	Week Ago	Month Ago
Gulf RBOB	2.3673	2.2951	2.4788
Gulf ULSD	2.2581	2.2185	2.5638
NYH RBOB	2.3983	2.3606	2.6318
NYH ULSD	2.3056	2.2685	2.6118
USGC 3%	60.94	59.92	69.33



3-2-1 Crack



Gulf 3-2-1 Crack



NGLs

MB

	Last	Week Ago	Month Ago
Butane	86.375	88.125	91.25
IsoButane	110.75	112	122
Natural Gasoline	148.3	150.6	160
Propane	76	76.125	84.875

CONWAY

	Last	Week Ago	Month Ago
Butane	89	93	96
IsoButane	118	119	136
Natural Gasoline	150	151	162
Propane	73.25	73.5	81.5

MB NON

	Last	Week Ago	Month Ago
Butane	92.375	97.125	100.25
IsoButane	110.75	112	122
Natural Gasoline	148.5	150.5	161
Propane	75	77.5	84.5

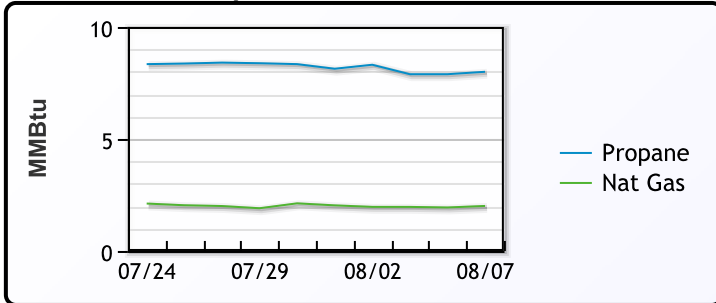
EDMONTON

	Last	Week Ago	Month Ago
Propane	52	46	56

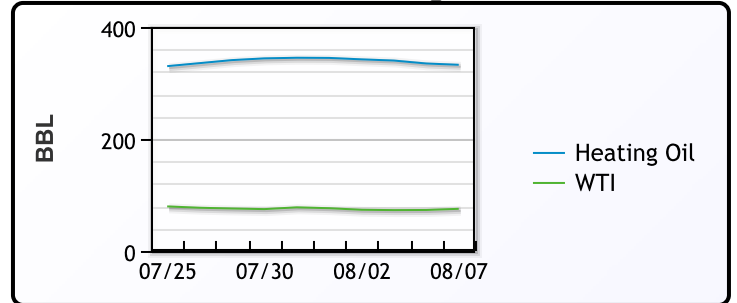
SARNIA

	Last	Week Ago	Month Ago
Propane	77.8	81.5	87.3

Propane MT.B Tet vs Nat Gas



WTI vs Heating Oil



FX

	Last	Change
CAD	1.3756	-0.0003
DXY	103.197	0.228
Gold	2383.48	0.56

RATES

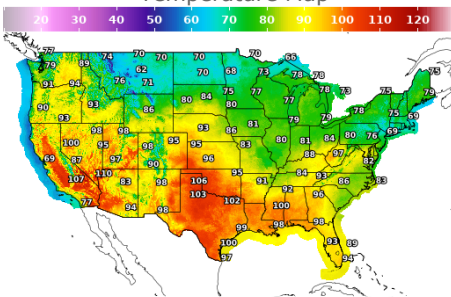
	Last	Change
US 2yr	3.9621	-0.013
US 10yr	3.9431	0.0512
CAN 10yr	3.152	0.037

EQUITIES

	Last	Change
Nasdaq	16195.81	-171.04
TSX	1312.882	-2.413
S&P 500	5199.5	-40.53

Weather Data

Temperature Map



City	HIGH °F	LOW °F
Calgary	62	51
Conway	69	55
Cushing	101	65
Denver	93	73
Houston	100	82
Mont Belvieu	95	79
Sarnia	74	61
Williston	70	58

Precipitation Map

