



# MARKET DAILY

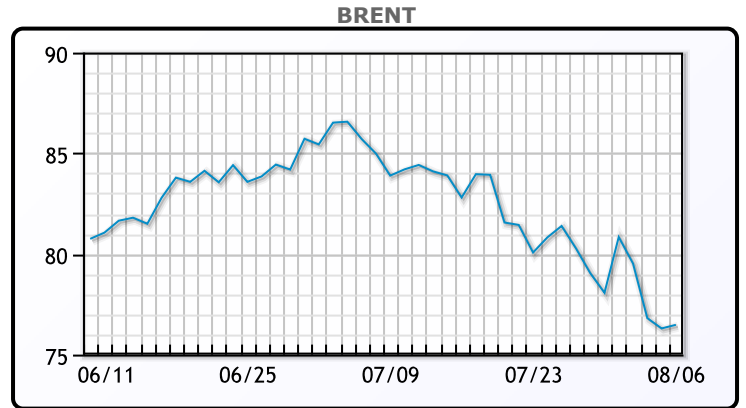
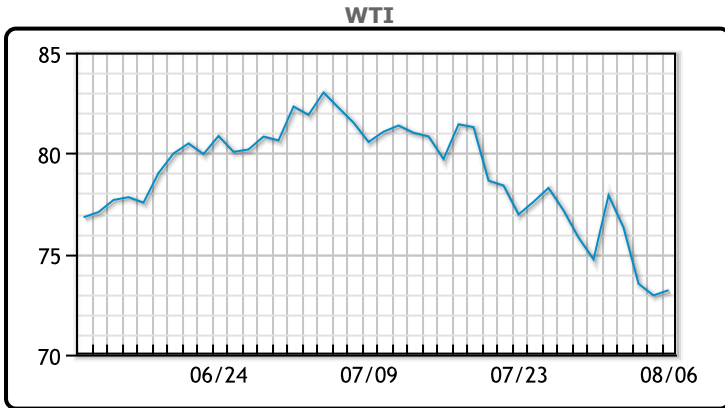
<https://www.pflpetroleum.com>  
 1865 Veterans Park Dr. Suite 303  
 Naples, Florida 34109  
 Phone: 239-390-2885  
 Fax: 239-949-0611  
 Aug 6, 2024 5:42 PM

Major Energy Futures		
	Settle	Change
Brent	76.48	0.18
Gas Oil	702.5	-8.25
Natural Gas	2.01	-0.025
RBOB	232.62	1.6
ULSD	229.58	-1.99
WTI	73.20	0.26

**Market Commentary**

Oil prices were slightly higher today bouncing off multi month lows hit in the previous session. Investors are turning their attention to supply tightness and financial markets recovering from yesterdays slump. Iran's vow of retaliation against Israel and the U.S. following the killing of two militant leaders has raised concerns that a wider war is brewing in the Middle East, which could have a direct impact on supplies from the region. "Oil fundamentals are still suggesting an undersupplied oil market, with oil inventories still falling," UBS analyst Giovanni Staunovo said. Gasoline demand in the U.S. was likely at over 9 million barrels per day last week, feeding confidence in the economy, Staunovo said. Global oil inventories decreased by around 400,000 bpd in the first half this year, according to U.S. Energy Information Administration (EIA) estimates published on Tuesday. It expects stockpiles to decline by around 800,000 bpd in the second half of the year. WTI traded up \$0.26 to close 0.4% to close at \$73.20. Brent traded up \$0.18 or 0.2% to close at \$76.48.

## Crude & Product Markets

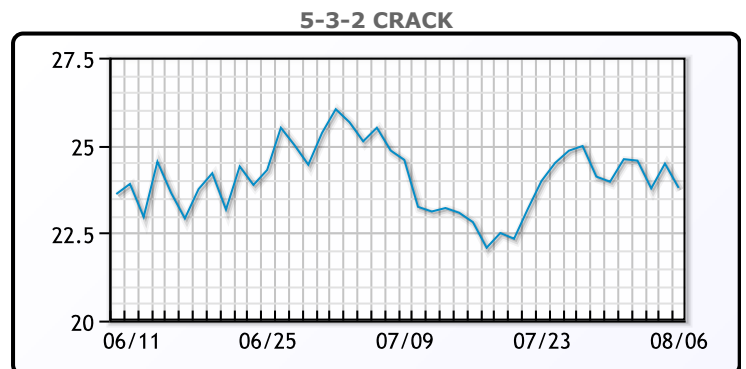
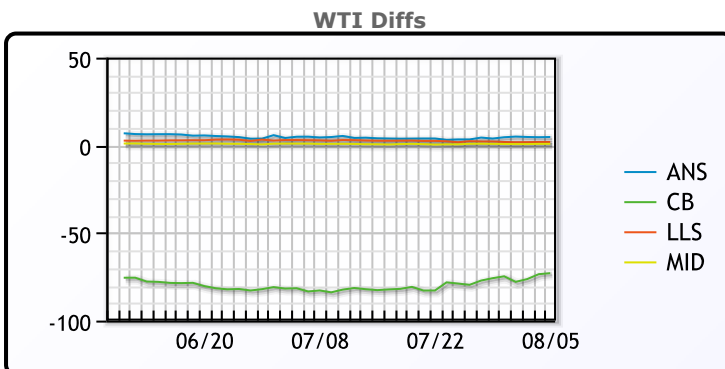


**CRUDE**

	Last	Week Ago	Month Ago
ANS	77.67	82.87	88.59
BLS	73.2	73.14	68.65
LLS	74.84	79.69	86.48
Mid	73.75	78.61	84.69
WTI	72.94	77.91	83.88

**PRODUCTS**

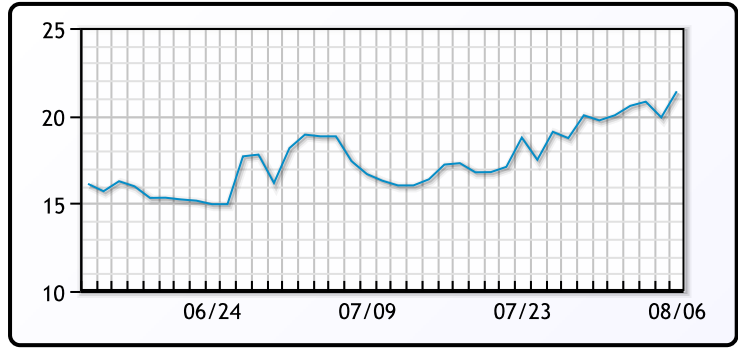
	Last	Week Ago	Month Ago
Gulf RBOB	2.3062	2.3755	2.4788
Gulf ULSD	2.2003	2.3139	2.5638
NYH RBOB	2.3682	2.436	2.6318
NYH ULSD	2.2383	2.3614	2.6118
USGC 3%	59.72	63.26	69.33



3-2-1 Crack



Gulf 3-2-1 Crack



NGLs

MB

	Last	Week Ago	Month Ago
Butane	70	75.8	79.8
IsoButane	109	113	123
Natural Gasoline	146	143.6	160
Propane	73	74.8	83.4

CONWAY

	Last	Week Ago	Month Ago
Butane	87.5	90.5	95.3
IsoButane	116	120.5	131
Natural Gasoline	146.8	143	161
Propane	71	72	80.5

MB NON

	Last	Week Ago	Month Ago
Butane	90	95.8	99.8
IsoButane	109	113	123
Natural Gasoline	146	143.6	160
Propane	72.3	76.8	84.5

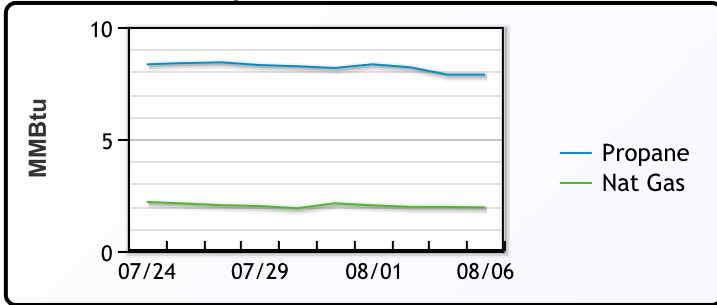
EDMONTON

	Last	Week Ago	Month Ago
Propane	49	44	56

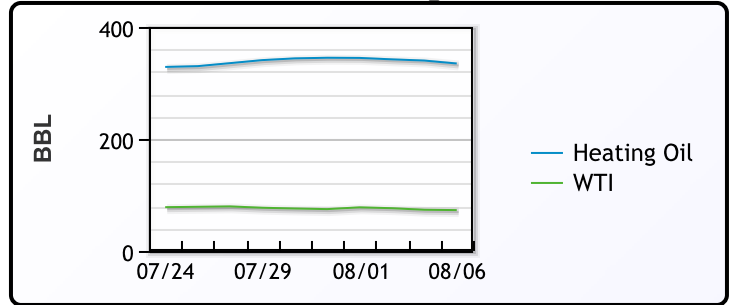
SARNIA

	Last	Week Ago	Month Ago
Propane	77.8	81.5	87.3

Propane MT.B Tet vs Nat Gas



WTI vs Heating Oil



FX

	Last	Change
CAD	1.3783	-0.0002
DXY	102.901	0.212
Gold	2389.97	-20.82

RATES

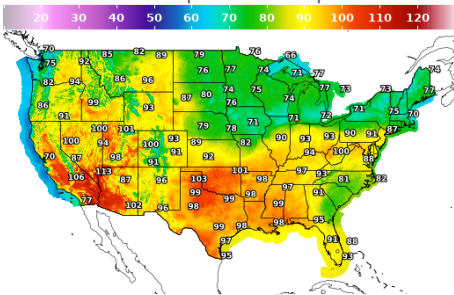
	Last	Change
US 2yr	3.9751	0.055
US 10yr	3.8919	0.1035
CAN 10yr	3.115	0.115

EQUITIES

	Last	Change
Nasdaq	16366.85	166.77
TSX	1315.29	-14.679
S&P 500	5240.03	53.7

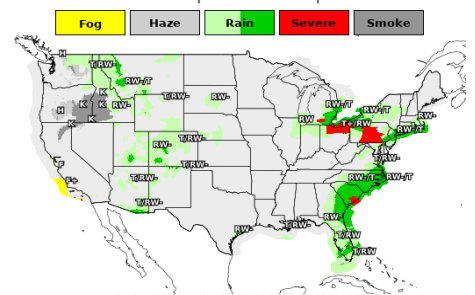
Weather Data

Temperature Map



City	HIGH °F	LOW °F
Calgary	58	53
Conway	77	52
Cushing	104	73
Denver	93	70
Houston	98	81
Mont Belvieu	96	78
Sarnia	68	61
Williston	88	52

Precipitation Map



This report has been prepared by PFL Petroleum Limited personnel for your information only and the views expressed are intended to provide market commentary and are not recommendations. This report is not an offer to sell or a solicitation of any offer to buy any security. The information contained herein has been compiled by PFL from sources believed to be reliable, but no representation or warranty, express or implied, is made by PFL Petroleum Limited, its affiliates or any other person as to its accuracy, completeness or correctness. Copyright 2017 PFL Petroleum Limited. All Rights Reserved