



MARKET DAILY

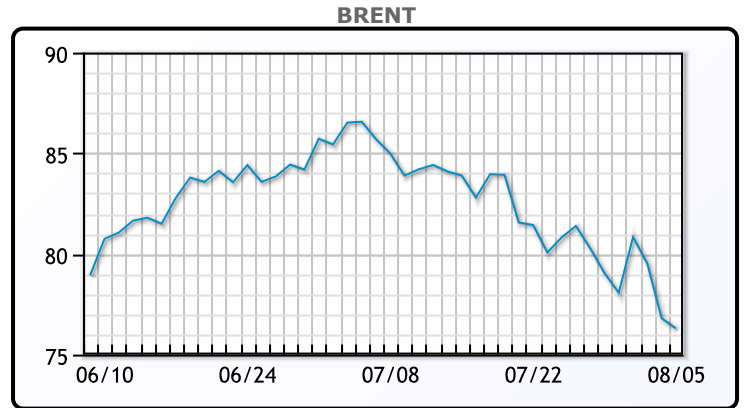
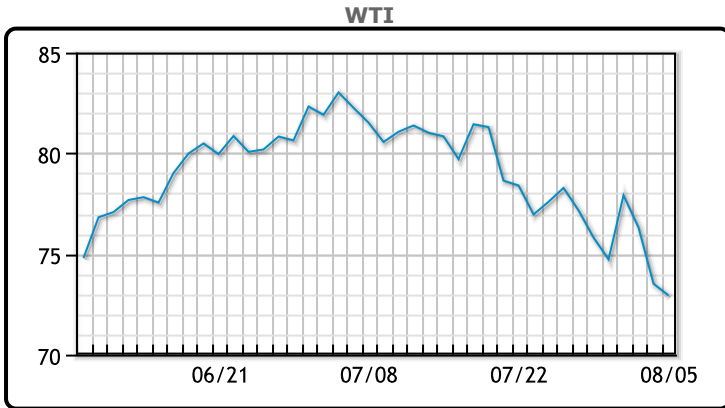
<https://www.pflpetroleum.com>
 1865 Veterans Park Dr. Suite 303
 Naples, Florida 34109
 Phone: 239-390-2885
 Fax: 239-949-0611
 Aug 5, 2024 5:59 PM

Major Energy Futures		
	Settle	Change
Brent	76.30	0.51
Gas Oil	704.5	-28
Natural Gas	1.942	-0.025
RBOB	233.36	1.6
ULSD	229.86	-1.99
WTI	72.94	0.58

Market Commentary

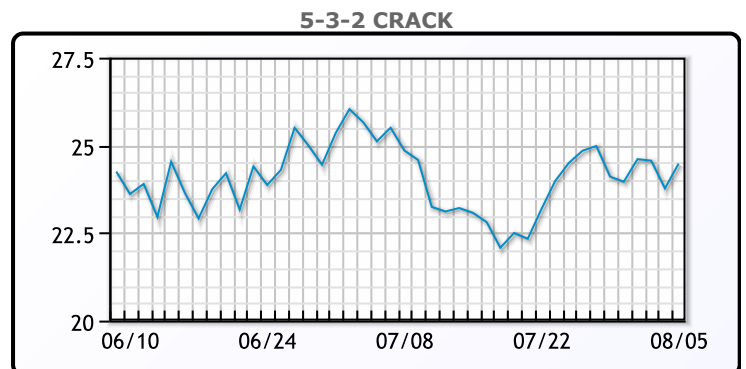
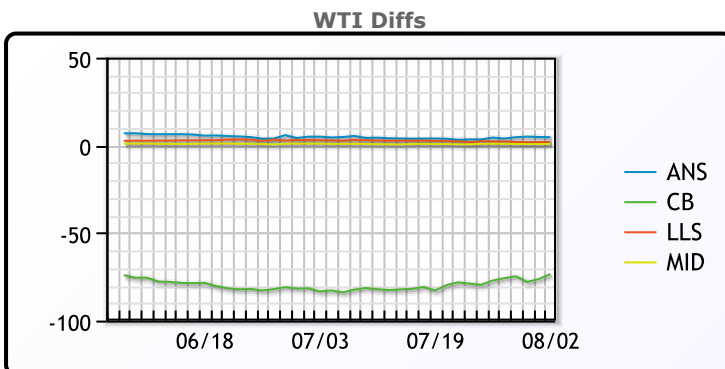
Oil prices were lower today starting off the session very red along with other financial markets but turned around later in the session. The market doesn't seem to care at the moment about tensions heating up in the Middle East with all of the global attention at the moment on recession fears. Equities markets tumbled from Asia to North America as investors fled riskier assets while wagering that rapid interest rate cuts by the Federal Reserve will be needed to drive U.S. economic growth. "The stock market was falling as the (Friday) jobs report has the market convinced that the Fed once again fell behind the curve," Phil Flynn, senior analyst with Price Futures Group, wrote in a morning note. WTI traded down \$.58 or -.79% to close at \$72.94. Brent traded down \$.51 or -.66% to close at \$76.30.

Crude & Product Markets

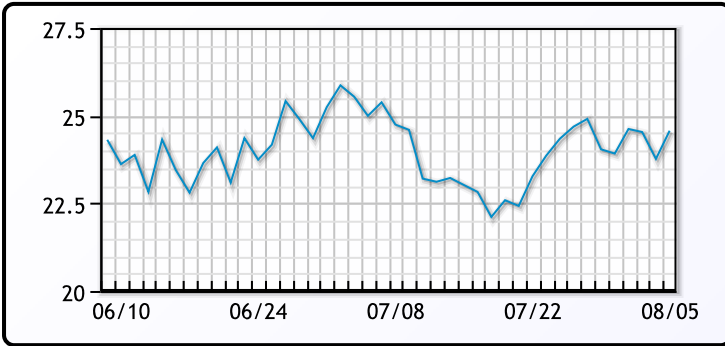


CRUDE			
	Last	Week Ago	Month Ago
ANS	78.13	81.56	87.27
BLS	73.2	73.14	68.65
LLS	75.42	79.31	85.61
Mid	74.32	78.05	83.6
WTI	73.52	77.16	82.81

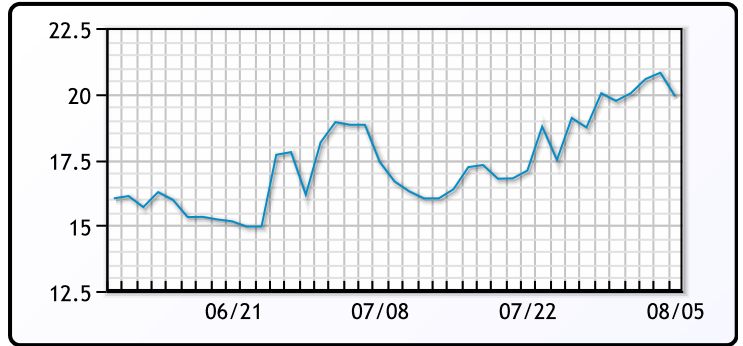
PRODUCTS			
	Last	Week Ago	Month Ago
Gulf RBOB	2.3361	2.41	2.4788
Gulf ULSD	2.2011	2.3408	2.5638
NYH RBOB	2.3761	2.4825	2.6318
NYH ULSD	2.2536	2.3938	2.6118
USGC 3%	59.92	63.38	69.33



3-2-1 Crack



Gulf 3-2-1 Crack



NGLs

MB

	Last	Week Ago	Month Ago
Butane	83.625	87.375	91.25
IsoButane	109	115	122
Natural Gasoline	144.5	145.5	160
Propane	72.25	76.375	84.875

CONWAY

	Last	Week Ago	Month Ago
Butane	86.5	92	96
IsoButane	115.75	123	136
Natural Gasoline	145	146.5	162
Propane	69.875	73.5	81.5

MB NON

	Last	Week Ago	Month Ago
Butane	89.625	96.375	100.25
IsoButane	109	115	122
Natural Gasoline	144.25	145.75	161
Propane	71.8	76.9	84.5

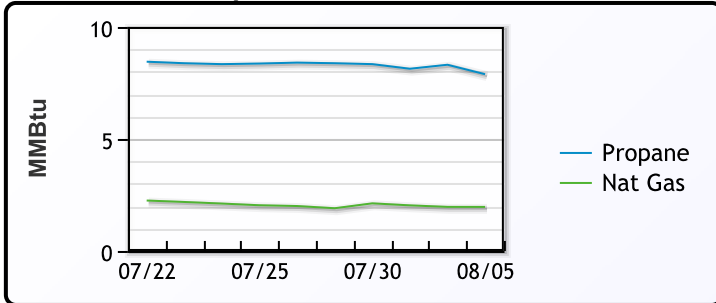
EDMONTON

	Last	Week Ago	Month Ago
Propane	45.3	47.5	56

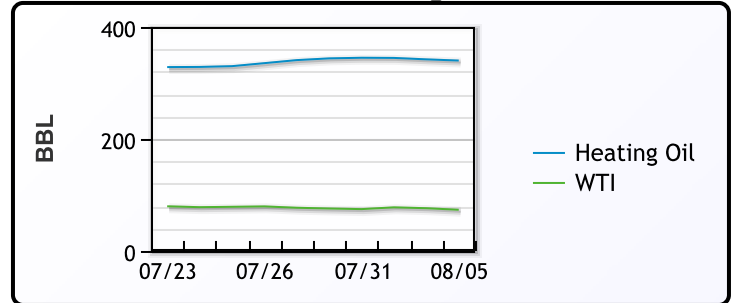
SARNIA

	Last	Week Ago	Month Ago
Propane	77.8	81.5	87.3

Propane MT.B Tet vs Nat Gas



WTI vs Heating Oil



FX

	Last	Change
CAD	1.3821	-0.0004
DXY	102.718	-0.49
Gold	2411.48	0.69

RATES

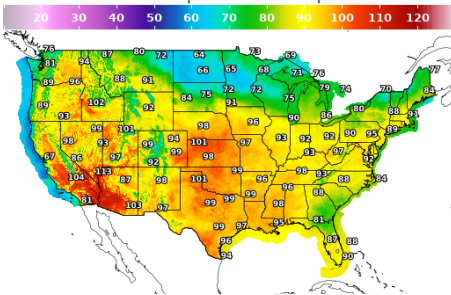
	Last	Change
US 2yr	3.9201	0.0403
US 10yr	3.7884	-0.002
CAN 10yr	3	0

EQUITIES

	Last	Change
Nasdaq	16200.08	-576.08
TSX	1329.969	-28.139
S&P 500	5186.33	-160.23

Weather Data

Temperature Map



City	HIGH °F	LOW °F
Calgary	76	54
Conway	72	55
Cushing	98	73
Denver	91	75
Houston	96	80
Mont Belvieu	94	77
Sarnia	77	67
Williston	68	58

Precipitation Map

