



MARKET DAILY

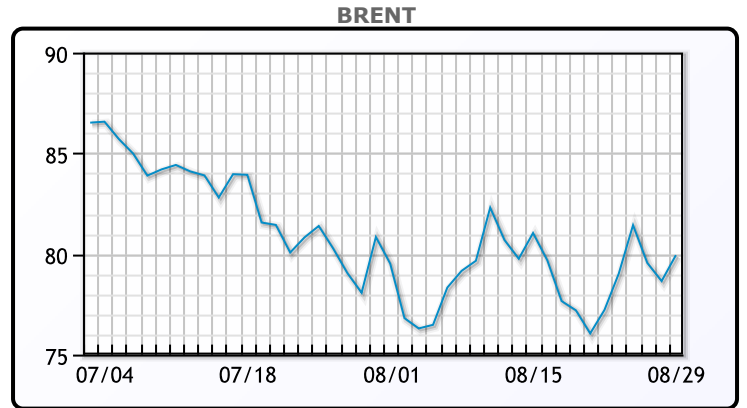
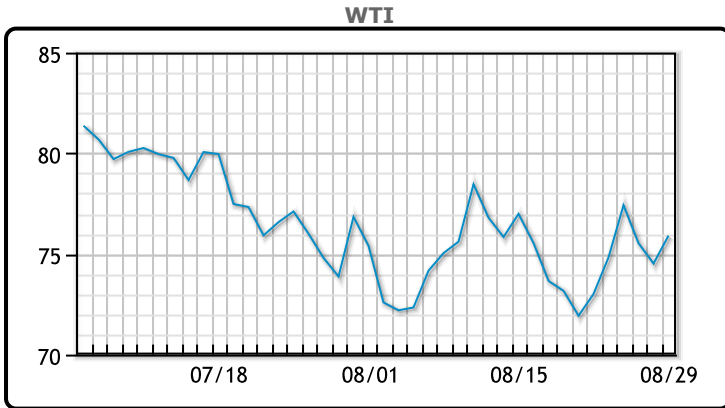
<https://www.pflpetroleum.com>
 1865 Veterans Park Dr. Suite 303
 Naples, Florida 34109
 Phone: 239-390-2885
 Fax: 239-949-0611
 Aug 29, 2024 5:33 PM

Major Energy Futures		
	Settle	Change
Brent	79.94	1.29
Gas Oil	704.25	-15.5
Natural Gas	2.137	0.012
RBOB	224.77	-3.21
ULSD	228.4	-5.71
WTI	75.91	1.39

Market Commentary

Oil prices rose by more than a dollar per barrel on Thursday due to supply disruptions in Libya and planned output cuts in Iraq, raising concerns about tighter global supplies. Brent crude increased by \$1.29 (1.6%) to \$79.94 a barrel, while U.S. West Texas Intermediate (WTI) rose \$1.39 (1.9%) to \$75.91 a barrel. More than half of Libya's oil production, about 700,000 barrels per day, was offline due to a political standoff. Giovanni Staunovo from UBS said this could lead to a "tighter Atlantic basin." Aline Carnizelo from Frontier Commodities warned that Libya's offline production could reach 1 million barrels per day, with recovery unlikely before October. Iraq also plans to cut its oil output in September to between 3.85 million and 3.9 million barrels per day to meet OPEC quotas. Expectations of U.S. interest rate cuts also supported prices, with Atlanta Fed President Raphael Bostic suggesting it may be time for cuts, which shifted attention away from weak demand signs.

Crude & Product Markets

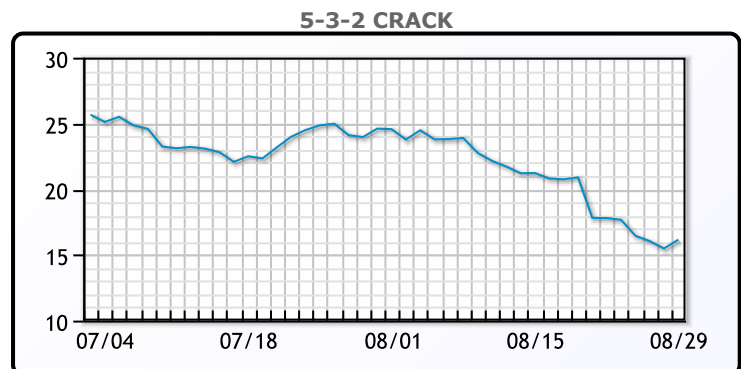
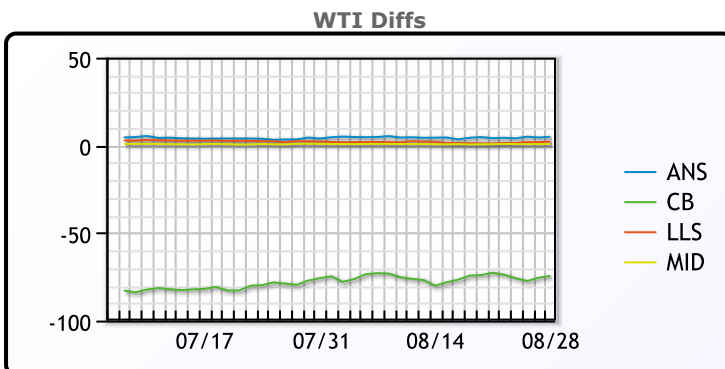


CRUDE

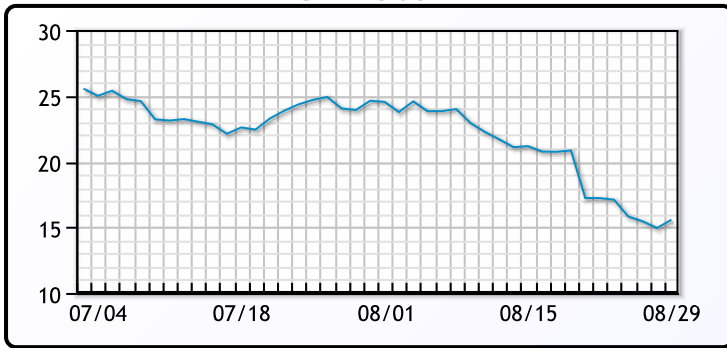
	Last	Week Ago	Month Ago
ANS	79.39	79.81	81.56
BLS	73.2	73.14	68.65
LLS	76.62	77.09	79.31
Mid	75.26	76.53	78.05
WTI	74.52	75.84	77.16

PRODUCTS

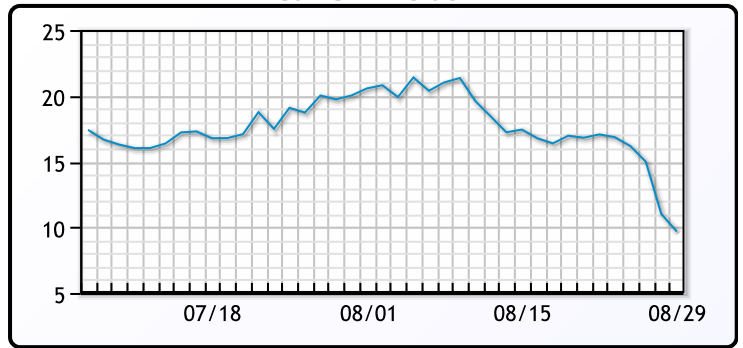
	Last	Week Ago	Month Ago
Gulf RBOB	2.0352	2.2111	2.3423
Gulf ULSD	2.2351	2.2401	2.2935
NYH RBOB	2.2582	2.3001	2.4203
NYH ULSD	2.2946	2.3016	2.357
USGC 3%	61.22	61.57	63.38



3-2-1 Crack



Gulf 3-2-1 Crack



NGLs

MB

	Last	Week Ago	Month Ago
Butane	82.5	78.9	76.3
IsoButane	108.5	109.8	114.8
Natural Gasoline	151	147.1	145.5
Propane	77.1	76.9	75.5

CONWAY

	Last	Week Ago	Month Ago
Butane	100.4	95.9	91.5
IsoButane	118	116.5	120
Natural Gasoline	151.5	149	145.3
Propane	74.3	73.3	73.5

MB NON

	Last	Week Ago	Month Ago
Butane	102.5	98.9	96.3
IsoButane	108.5	109.8	114.8
Natural Gasoline	151	147.1	145.5
Propane	76.1	75.4	76.9

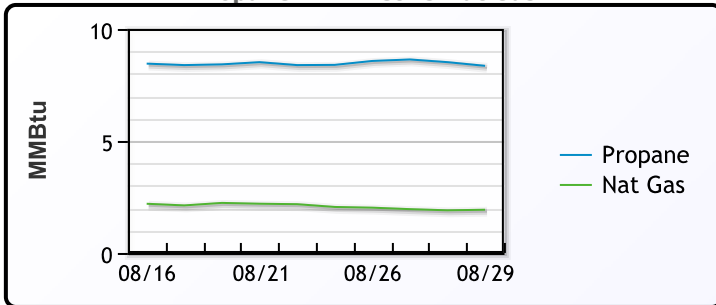
EDMONTON

	Last	Week Ago	Month Ago
Propane	51	47	47.5

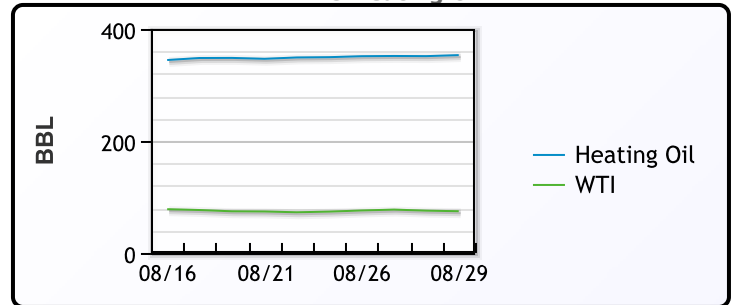
SARNIA

	Last	Week Ago	Month Ago
Propane	82.5	81.6	81.5

Propane MT.B Tet vs Nat Gas



WTI vs Heating Oil



FX

	Last	Change
CAD	1.3485	0
DXY	101.38	0.286
Gold	2520.83	-0.57

RATES

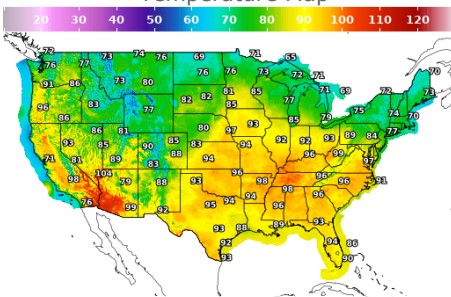
	Last	Change
US 2yr	3.8939	0.0289
US 10yr	3.8615	0.0266
CAN 10yr	3.134	0.045

EQUITIES

	Last	Change
Nasdaq	17516.43	-39.6
TSX	1393.17	6.553
S&P 500	5591.96	-0.22

Weather Data

Temperature Map



City	HIGH °F	LOW °F
Calgary	73	44
Conway	74	59
Cushing	97	71
Denver	84	73
Houston	85	78
Mont Belvieu	83	75
Sarnia	77	62
Williston	70	53

Precipitation Map

